



# Town of Henniker

New Hampshire



## **2011 Annual Report**



# Dedicated to all the Town of Henniker Volunteers

Through their tireless efforts, our volunteers embody the spirit of making a difference, helping government to become more cost effective and efficient while also raising the bar and quality of living for all citizens. Their effort, time, talent, input, and ability to educate others while reaching out to the community help us not only make more informed decisions but also help make Henniker such a great town.

We'd like to dedicate the 2011 Annual Report to all those who help out in municipal government.

**Thank you one and all!**

Kris Blomback  
Board of Selectmen Chairman

**THE FOLLOWING PEOPLE VOLUNTEERED THEIR TIME BY PARTICIPATING ON A TOWN-APPOINTED COMMITTEE, BOARD OR COMMISSION IN THE YEAR 2011, OR BY STANDING READY-TO-SERVE IN AN EMERGENCY AT A MOMENT'S NOTICE AS A FIRE OR RESCUE MEMBER:**

Adam Burritt - Alexandra Charpentier - Alyssa Janelle - Amy Plourde - Andrew Patterson - Anne Gould - Anthony Caplan - Arnie Huftalen - Arthur Kendrick - Barbara Bernstein - Barbara C. French - Betty Watman - Blithe Reed - Brennan Lorden - Bruce Trivellini - Caleb Dobbins - Carl Bostrom - Catherine Kielwein - Catherine Whalen - Cathy Dias - Chad Carter - Christine Aucoin - Christine Baber-Smith - Christopher Mason - Christopher Woodbury - Cynthia Lewis - Cynthia Marsland - Dale Clement - Daniel DaCosta - Daniel Aucoin - Danielle Bissonnette - David Woolpert - Deborah Dow - Donald Blanchard - Doreen Connor - Doug Paul - Edward Miner - Elizabeth Davis - Elizabeth Hustis - Emily O'Rourke - Frederick Brunnhoelzl III - Gail Hayden - Gary Guzouskas - Gerald Eisen - Gigi Laberge - Greg Jensen - Greg Aucoin - Gweneth Airgood - Hilton Hallock - Hollie Wilson - Holly Cole - Holly Green - Jacob Dodge - James Crane - James Eilenberger - James McElroy - James Morse - James O'Rourke - Jarrod Tirrell - Jason Michie - Jean Lewis - Jeffrey Connor - Jeffrey Roach - Joan O'Connor - Joan Oliveira - Johanna Michie - John Getts - John Margeson - John Weber - Jon Evans - Joseph Damour - Joshua Charpentier - Joslin Heyn - Judy Englander - Justin Hart - Karen Landes - Kate Bartlet - Keith



DeMoura - Kellie Dyjak - Kelly Martin - Ken Erikson - Kristin Claire - Kristin Mason - Lance Rickenberg - Larry Colby - Laurie Sanborn - Lawrence Damour Jr. - Lee Gaudette - Leon Parker - Linda Connor - Liz Brennan - Marc McMurphy - Margaret Keeler - Maria Colby - Marianne Cameron - Mark Mitch - Martha Sunderland - Martha Taylor - Marti Capuco - Marty Lamoureaux - Mary Gilbert - MaryEllen Schule - Michael McManus - Mindy Matheson - Nate Kimball - Nicky Patterson - Nicole Gage - Norman Bumford - Patricia Fisher - Patricia Kovacs - Patricia St. Laurence - Paul Sheppard - Paula Amato - Peter Gilbert - Peter Robichaud - Peter Twombly - Philip Marsland - R. Joseph Gilbert - Rachael Frost - Raelyn Viti - Richard Joos - Richard Patenaude - Robert Stamps - Rocky Bostrom - Ross Bennett - Ruth Zax - Ryan Gould - Ryan Hornblower - Sarah Nelson - Scott Davison - Scott Dias - Scott Osgood - Shannon Camara - Shannon Lovejoy - Shelley Wilson - Steven Connor - Steven Burritt - Steven White - Susan Rainier - Sydney Fitzgerald - Tara Germond - Tara Marvel - Tatiana Craig - Terri Trier - Terry Stamps - Thomas Dunn - Thomas Weston - Tim Lamphere - Tracy Shattuck - Trevor Green - Valerie Simeone - Varyl French - Wayne Colby

FOR A COMPLETE LIST, SEE P. 9 - 16.

---

## 2012 Town Meeting

---

### Ballot Voting Day\*

Tuesday, March 13, 2012  
Polls will be open 7:00 AM - 7:00 PM  
Henniker Community School Gymnasium  
51 Western Avenue, Henniker NH

\*Ballot voting day for all elected officials (both schools and town) and planning and zoning amendments. Ballot voting for High School budget and warrant articles (Session 2).

### Town Meeting\*\*

Saturday, March 17, 2012  
1:00 PM start  
Henniker Community School Cafetorium  
51 Western Avenue, Henniker NH

\*\*Town Annual Meeting to vote for Town budgets and warrant articles.

**See the BLUE SECTION for municipal Warrant Articles to be voted on.**

**Hearing Disability:** Any person with a hearing disability who wishes to attend this year's public town meeting on Saturday, March 17, 2012 and needs the services of a sign language interpreter, please contact the selectmen's office at least 72 hours in advance (603) 428-3221, *Town Hall, 18 Depot Hill Rd.* so that the town can make arrangements with an interpreter.

---

## How to Use This Report

---

The Annual Report pertains to the year 2011 and contains information gathered from Town Departments, Officials, Committees, Boards and relevant outside agencies. Enclosed you will find results of the March 2011 Town Meeting. In addition, the BLUE section contains the Upcoming Town Warrant for the 2012 Town Meeting. New this year you will find Economic Indicators. In the last half of the report you will find Financial Reports and Vital Statistics for the fiscal year. Finally, inside the back cover we have listed a directory of town services available to our citizens.

The town and schools are separate political entities. In order to participate in Public Hearings, Deliberative Sessions and Annual Meetings for either the John Stark Regional High School District, or the Henniker Community School District, or if you would like to receive similar reports relative to those schools, please contact the SAU office (School Administrative Unit #24) at [www.sau24.org](http://www.sau24.org), (603) 428-3269, 258 Western Avenue, Henniker NH 03242.

---

## Cover Photos

---

FRONT COVER: A lush, summer view of Old Concord Road.

BACK COVER: In the year 1976, over 850 hours were spent methodically planning and painting the beautiful mural inside Henniker Town Hall in honor of the United State's Bicentennial Celebration.



Town of  
**Henniker**  
New Hampshire



**Annual Report  
of the Town Offices  
for the Fiscal Year Ending**

December 31, 2011

---

# Table of Contents

---

## Introduction

Dedication .....	I
How to Use this Report .....	II

## General Information

Report of the Selectmen .....	1
Report of the Town Administrator .....	3
Henniker Economic and Labor Profile.....	4
Henniker Economic Indicators.....	7
Henniker Elected and Appointed Officials 2011 .....	9
Appointed Members of Town Committees, Commissions and Boards .....	11

## 2011 Town Votes

Record of Affirmative Votes from 2011 Town Meeting .....	17
--	----

## 2012 Warrant and Budget (BLUE SECTION)

2012 Warrant .....	24
2012 Warrant Addendum .....	28
2012 Proposed Budget & Estimated Revenues .....	33

## Town Departments and Offices

<i>Police</i> .....	34
2011 Police Statistics .....	36
Animal Control.....	39

### *Fire*

Fire Department .....	40
Forest Fire Warden and State Forest Ranger .....	40
Capital Area Mutual Aid Fire Compact .....	42
Henniker Fire Auxiliary .....	43

<i>Highway</i> .....	44
----------------------	----

### *Water and Wastewater*

Cogswell Spring Water Works.....	45
Wastewater Treatment Plant .....	46

<i>Transfer &amp; Recycling Station / Parks &amp; Properties</i> .....	47
--	----

2011 Recycling Results .....	49
------------------------------	----

<i>Tucker Free Library</i> .....	50
----------------------------------	----

<i>Human Services</i> .....	61
-----------------------------	----

<i>Building Inspector</i> .....	61
---------------------------------	----

<i>Land Use Coordinator</i> .....	61
-----------------------------------	----

---

---

## Table of Contents (continued)

---

---

### Boards, Committees & Commissions

Zoning Board of Adjustment .....	62
Planning Board.....	63
Conservation Commission .....	64
Central New Hampshire Regional Planning Commission .....	65
Economic Development Committee .....	67
Azalea Park / Riverwalk Committee .....	68
Currier & Ives Scenic Byway Council.....	70
Historic District Commission.....	71
Cemetery Trustees .....	73
Energy Committee.....	74
Safety and Loss Prevention Committee .....	74
Highway Safety Committee .....	75
Spirit of Henniker Organizational Team (S.H.O.T.).....	75
Athletic Committee for Youth .....	76
Community Center Activities Committee.....	77
Community Concerts Committee.....	78

### Community Organizations

Henniker Historical Society .....	79
White Birch Community Center .....	81
U.N.H. Cooperative Extension. ....	83
Community Action Program (CAP) .....	84
Project Lift .....	87
Concord Regional Visiting Nurse Association (V.N.A.) .....	88
Henniker Rotary Club.....	89
Henniker Lions Club.....	90
Henniker Chamber of Commerce .....	91

### Financials

Report of the Town Clerk .....	92
Report of the Tax Collector (Form MS-61) .....	93
Tax Rate Calculation.....	96
Budget of the Town (Form MS-6) .....	97
History of Tax Dollars Raised .....	104
Summary Inventory of Valuation (Form MS-1) .....	106
Valuation of Exempt Properties as of April 1, 2011 .....	108
Report of the Treasurer .....	111
Trustees of the Trust Fund ~ Common Trust Fund (Form MS-9) .....	114
Trustees of the Trust Fund ~ Cemetery Funds (Form MS-9) .....	115
Trustees of the Trust Fund ~ Capital Reserves (Form MS-9).....	119
Trustees of the Trust Fund ~ Investments (Form MS-10) .....	120
Wage Report .....	122
Capital Improvements Program Analysis .....	123
Schedule of Long Term Debt.....	125
Report of Municipal Auditors .....	126

### Vital Statistics

Vital Statistics – Deaths .....	151
Vital Statistics – Births .....	152
Vital Statistics – Marriages .....	153

Directory of Town Services .....	(inside back cover)
----------------------------------	---------------------

---

# Report of the Selectmen

---

First off we'd like to thank all the members of the Henniker community for helping the selectmen formulate a budget recipe that meets the needs of Henniker. We know that we cannot be everywhere and be fully knowledgeable on every subject. The input that we receive through your attendance at meetings, e-mails, phone calls, letters, and just good old fashioned face to face talk makes our jobs all the better and easier.

Before we get into the details of the budget, we'd like to acknowledge the services of Peter Flynn: Town Administrator for over 12 years, who retired this past fall. His steady and approachable personality kept Henniker on a path of consistency and allowed the town to perform effortlessly. While sad to see him go and wishing him all the best in his new endeavors, we welcome with open arms our new Town Administrator - Chuck Connell. Chuck comes from a municipal background within the state and promises more great things for Henniker. His door, like all his predecessors, is wide open. In the interim period while we conducted a search, Russ Roy did a fabulous job keeping the town running flawlessly. We would be remiss if we didn't acknowledge Ron Taylor who is a veteran of many selectmen campaigns and brings his wisdom back to the board.

Last year looking back we had an operating budget of \$5,371,744 with revenues of \$2,665,559 or a taxable budget of \$2,781,849 for a tax rate of \$7.24 per \$1,000 of assessed value.

As we delve into the 2012 operating budget, Selectmen, in concert with town Department Heads engaged in aggressive cost cutting and looking at doing things differently with the hopes of saving money. As the budgetary dust settles we're able to present to you a budget that we believe meets the needs of town, adequately funds all departments, keeps spending to a minimum, gives employees the proper tools to do their job and most importantly takes care of the most valuable asset to town management: our employees. The budget proposal in front of you contains a 2% COLA raise for all town employees putting us closer to shadowing the State contract, which we have historically done since the 1970's. It's important to note that the selectmen are sensitive to the needs of the community and feel that municipal government should reflect the reality on the ground that so many face on a daily basis. Town employees have not only faced increase pressure to do more with less we're also asking them to contribute more for their benefits. For the first time employees are now responsible for the cost of 8% of their health insurance benefits.

For budgetary detail of the 28 plus departments:

- 5 departments came in with zero percent increases.
- 13 departmental budgets actually decreased with special attention to Bill McGirr and Chief Murdough. Bill cut the transfer station budget an additional 10% over and above the deep cuts of fiscal year 2011. Chief Murdough replaced one year-round fulltime fully benefitted employee, who had resigned, with a part-time employee. Police department cuts alone yielded \$40,000 in savings.
- And 12 departments had minimal increases. The smallest of the increases being \$216 in the executive budget and the largest one being \$7,600 for elections. Almost all of the increase is because of the voting requirements as it relates to the 2012 presidential election cycle.

Of noticeable importance to the 2012 town warrant:

**Road Improvements:** as we know is a "pass-through" that needs to be reflected on the warrant but has zero tax impact.

**Energy Improvement:** The town recently had the Jordan Institute do an inventory of the municipal buildings and after finalizing their research presented us with a comprehensive list of the "worst offenders" when it comes to heating costs. The selectmen, following the energy committee's advice, have elected to pick off the worst offender which is the highway building. The plan, if approved, allows for the replacement of the 35 plus year old oil burner with the installation of a wood pellet burner. The new furnace along with some winterization should see the town reap a fairly quick payback in 4 years. The cost for this \$58,711.

**Front End Loader:** In consultation with the highway department and analysis of other towns we have elected to sell both loaders (a late 1970's Hough and mid 1990's Caterpillar with close to 10,000 hours) and propose purchasing one brand new unit. The net effect of this will be \$60,000 or 16 cents.

**Refurbishment of Highway Plow Truck:** Extensive investigation by the highway department has yielded a truck frame that has for lack of a better word, disintegrated literally beneath the bed. \$33,000 will allow the purchase of a new frame.

**Historical Society Painting:** In conjunction with the Historical Society and the Cogswell Fund, we are putting forth a group effort to get one of our most important historical assets painted and representative of what a building downtown should look like. Part of the higher cost than normal is the new federal requirements regarding lead paint.

---

## Report of the Selectmen (continued)

---

**Recreation Director:** Will be on the warrant and will be seeking to create the position that will coordinate all athletic programs. Its funding is by the users and not the taxpayers.

**Western Ave. Bridge Capital Reserves:** Following up on the town's decision to fund the Bridge Reserve with only \$1 last Town Meeting, you'll note the absence of enthusiasm for the selectmen to back the continued funding of the reserve. There is enough money to complete some needed engineering studies and to remain in the state highway aid queue. At this time with a perfectly working bridge right next to it and the assurance from emergency services that they are not hindered in responding to anything on the west side of town, the selectmen feel that this can wait a bit more time and perhaps revisit down the road as our municipal debt service continues to expire and perhaps an alternative, less expensive plan may develop.

**Revenues:** The normal revenues are still there albeit a bit less. Rooms and Meals Tax reimbursement from the state is projected as the same as 2011 but both highway block grants dropped \$25,000 and flood control payments dropped from \$89,000 in 2010 to \$26,000 in 2011 and 2012. On the bright side we should direct our attention at the line for the sale of some conservation easements of town owned land. The land, once sold, will offer up tax relief on all monies coming back into the general fund – net of expenses in closing on the land.

**Debt Service:** Two were paid off in 2010 and by 2015 two more will expire. The net effect of the (debt service payments) bond retirements will improve our tax rate by approximately 10 to 11 cents furthering lowering our tax burden.

**Fund Balance:** \$495,816

Bottom line is the budget for fiscal year 2012 is \$6,335,391 with forecasted revenues of \$3,484,308 yielding a taxable rate of \$7.33/\$1,000, an increase of approximately 9 cents or 1.2%

Henniker's tax structure still ranks high versus the rest of the state. We can assure you that from the municipal side of the ledger the selectmen are committed to creatively cutting costs, while maintaining the services you have come to expect and have voted for in years past.

A few noticeable events that occurred to the town over the past year include the wrath of Tropical Storm Irene, which aside from Craney Hill, spared us the widespread destruction that she did to our neighbors to the west. Also, the completion of the failing wall on Old Concord Road and a road sign project that proved that "there is no such thing as a free lunch".

Looking forward, our pursuit of the Safe Routes to School grant along with the creation of a Henniker Economic Development Committee this past fall should all be seeds that yield good things for Henniker in the future.

Finally, as always we encourage your active participation in both our bi-monthly meetings and Town Meeting Day. Thank you again for your support.

Respectfully submitted by Chairman Kris Blomback  
on behalf of the Board of Selectmen



ABOVE - The 2011 Board of Selectmen, left to right: Robert French Jr., Leo Aucoin (Vice Chair), Kris Blomback (Chair), Ronald Taylor and Thomas Watman.

---

# Town Administrator's Report

---



## **To the Residents of Henniker:**

The following are my initial observations and impressions of Henniker. I started work as your Town Administrator on November 1. Since then, I have worked to assist the Departments, the Finance Director, the Budget Advisory Committee and the Board of Selectmen in formulating the 2012 Budget. During those months, I have learned many positive things about Henniker.

The 2012 Budget demonstrates a concern for taxpayers while recognizing the services needed by the residents, property owners, business people and visitors to the Town of Henniker. The budget presented for your consideration demonstrates full awareness of the current economic and political situation and reflects conservative assumptions and decisions. The 2012 Budget reflects a balance between what the Town must do with an effort to keep the costs down.

**Teamwork!** Henniker has a fine group of individuals – elected, appointed and volunteer – who work together in your best interest. The experience level in all areas is high. The commitment to the Town of Henniker is even higher. To date, my observations and interactions lead me to firmly believe that Henniker's boards and committees conduct your business with dignity and respect for each other. This respectful working environment serves to foster consensus building and results in better decision making. The strength of virtually every effort on behalf of the Town is teamwork.

It is phenomenal what Henniker accomplishes through people who volunteer their time and energy to accomplish community goals! People in Henniker regularly, willingly and freely offer their help to complete the work needing to be done, to help meet the needs of their neighbors and to improve many, many aspects of community life. I am genuinely impressed by the accomplishments of individuals, committees and working groups who contribute to the sense of community through the recreational, social and cultural offerings in Henniker.

It is an honor to be a part of Henniker and to contribute to the future of the Town. My experience working with people to facilitate good government and to build on an already strong sense of community enables me to be a productive part of the Henniker team and to contribute to the ultimate success of the Town. I look forward to discussing with you my efforts and success over the next year and beyond.

Thank you for your support!

Respectfully submitted,

Charles E. "Chuck" Connell, *ICMA-CM*  
Town Administrator

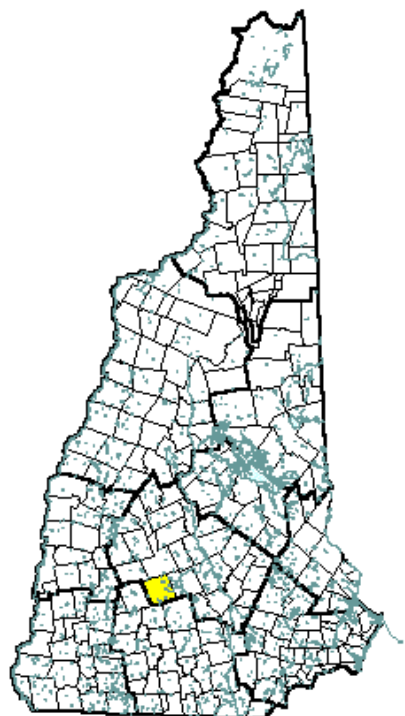


---

# Economic and Labor Profile

---

## Henniker, NH



### Community Contact

Henniker Board of Selectmen  
Town Administrator  
18 Depot Hill Road  
Henniker, NH 03242

Telephone  
Fax  
E-mail  
Web Site

(603) 428-3221  
(603) 428-4366  
info@henniker.org  
www.henniker.org

### Municipal Office Hours

Monday through Friday, 8 am - 4:30 pm; Town Clerk:  
Monday, 8 am - 5:30 pm, Tuesday, 8 am - 12 noon,  
Wednesday, Friday, 8 am - 4:30 pm, last Saturday,  
10 am - 12 noon

County  
Labor Market Area  
Tourism Region  
Planning Commission  
Regional Development

Merrimack  
Hillsborough NH LMA  
Merrimack Valley  
Central NH Regional  
Capital Regional Development Council

### Election Districts

US Congress  
Executive Council  
State Senate  
State Representative

District 2  
District 2  
District 7  
Merrimack County District 5

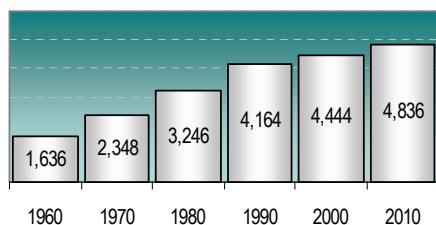
### Incorporated: 1768

**Origin:** This area was first known as Number 6, one of a line of settlements running between the Merrimack and Connecticut Rivers. Some early settlers were families from Marlborough, Massachusetts, who named it New Marlborough. In 1752 the Masonian Proprietors granted the land to Andrew Todd, who gave it the name Todd's-town. The town was incorporated as Henniker in 1768 by Governor John Wentworth, in honor of Sir John Henniker, a London merchant who had shipping interests in Boston and Portsmouth prior to the Revolution. This town has the distinction of being "the only Henniker on earth."

**Villages and Place Names:** Colby, Henniker Junction, West Henniker, Emerson Station

**Population, Year of the First Census Taken:** 1,127 residents in 1790

**Population Trends:** Population change for Henniker totaled 3,200 over 50 years, from 1,636 in 1960 to 4,836 in 2010. The largest decennial percent change was



44 percent between 1960 and 1970, followed by a 38 percent increase between 1970 and 1980. The 2010 Census estimate for Henniker was 4,836 residents, which ranked 70th among New Hampshire's incorporated cities and towns.

**Population Density and Land Area, 2010 (US Census Bureau):** 109.8 persons per square mile of land area. Henniker contains 44.0 square miles of land area and 0.7 square miles of inland water area.



# Economic and Labor Profile (continued)

## MUNICIPAL SERVICES

Type of Government	<b>Selectmen</b>
Budget: Municipal Appropriations, 2010	<b>\$6,071,130</b>
Budget: School Appropriations, 2010	<b>\$7,402,840</b>
Zoning Ordinance	<b>1973/11</b>
Master Plan	<b>2002</b>
Capital Improvement Plan	<b>Yes</b>
Industrial Plans Reviewed By	<b>Planning Board</b>

## Boards and Commissions

Elected:	<b>Selectmen; Planning; Cemetery; Water; Checklist; Library; Trust Funds</b>
Appointed:	<b>Conservation; Athletic; Azalea Park Riverwalk; Budget Advisory; Community Center; Concert; Contoocook River; Energy; Fair Hearings; Highway Safety; Historic District; Municipal Records; Road Management; Safety &amp; Loss; Solid Waste; Spirit of Henniker; Wage</b>

Public Library **Tucker Free**

## EMERGENCY SERVICES

Police Department		Full-time
Fire Department		Municipal
Emergency Medical Service		Municipal
Nearest Hospital(s)	Distance	Staffed Beds
Concord Hospital, Concord	15 miles	220

## UTILITIES

Electric Supplier	<b>PSNH</b>
Natural Gas Supplier	<b>None</b>
Water Supplier	<b>Cogswell Springs Water Works</b>
Sanitation	<b>Municipal</b>
Municipal Wastewater Treatment Plant	<b>Yes</b>
Solid Waste Disposal	
Curbside Trash Pickup	<b>Private</b>
Pay-As-You-Throw Program	<b>No</b>
Recycling Program	<b>Voluntary</b>
Telephone Company	<b>TDS Telecom</b>
Cellular Telephone Access	<b>Limited</b>
Cable Television Access	<b>Yes</b>
Public Access Television Station	<b>No</b>
High Speed Internet Service: Business	<b>Yes</b>
Residential	<b>Yes</b>

## PROPERTY TAXES (NH Dept. of Revenue Administration)

2010 Total Tax Rate (per \$1000 of value)	<b>\$29.82</b>
2010 Equalization Ratio	<b>94.8</b>
2010 Full Value Tax Rate (per \$1000 of value)	<b>\$27.96</b>
2010 Percent of Local Assessed Valuation by Property Type	
Residential Land and Buildings	<b>80.5%</b>
Commercial Land and Buildings	<b>16.6%</b>
Public Utilities, Current Use, and Other	<b>2.9%</b>

## HOUSING

(ACS 2006-2010)

Total Housing Units	<b>1,927</b>
Single-Family Units, Detached or Attached	<b>1,233</b>
Units in Multiple-Family Structures:	
Two to Four Units in Structure	<b>307</b>
Five or More Units in Structure	<b>116</b>
Mobile Homes and Other Housing Units	<b>271</b>

## DEMOGRAPHICS

(US Census Bureau)

Total Population	Community	County
2010	<b>4,836</b>	<b>146,445</b>
2000	<b>4,444</b>	<b>136,716</b>
1990	<b>4,164</b>	<b>120,618</b>
1980	<b>3,246</b>	<b>98,302</b>
1970	<b>2,348</b>	<b>80,925</b>

## Demographics, American Community Survey (ACS) 2006-2010

Population by Gender		
Male	<b>2,539</b>	Female <b>2,291</b>

Population by Age Group	
Under age 5	<b>285</b>
Age 5 to 19	<b>1,144</b>
Age 20 to 34	<b>1,076</b>
Age 35 to 54	<b>1,391</b>
Age 55 to 64	<b>635</b>
Age 65 and over	<b>299</b>
Median Age	<b>34.2 years</b>

Educational Attainment, population 25 years and over	
High school graduate or higher	<b>94.9%</b>
Bachelor's degree or higher	<b>48.1%</b>

## INCOME, 2010 INFLATION ADJUSTED \$ (ACS 2006-2010)

Per capita income	<b>\$28,208</b>
Median 4-person family income	<b>\$90,500</b>
Median household income	<b>\$73,472</b>

Median Earnings, full-time, year-round workers	
Male	<b>\$52,208</b>
Female	<b>\$33,320</b>

Families below the poverty level	<b>0.0%</b>
----------------------------------	-------------

## LABOR FORCE (NHES – ELMI)

Annual Average	2000	2010
Civilian labor force	<b>2,404</b>	<b>2,525</b>
Employed	<b>2,350</b>	<b>2,394</b>
Unemployed	<b>54</b>	<b>131</b>
Unemployment rate	<b>2.2%</b>	<b>5.2%</b>

## EMPLOYMENT & WAGES (NHES – ELMI)

Annual Average Covered Employment	2000	2010
Goods Producing Industries		
Average Employment	<b>460</b>	<b>n</b>
Average Weekly Wage	<b>\$765</b>	<b>n</b>
Service Providing Industries		
Average Employment	<b>1,093</b>	<b>n</b>
Average Weekly Wage	<b>\$489</b>	<b>n</b>
Total Private Industry		
Average Employment	<b>1,553</b>	<b>1,482</b>
Average Weekly Wage	<b>\$571</b>	<b>\$576</b>
Government (Federal, State, and Local)		
Average Employment	<b>153</b>	<b>202</b>
Average Weekly Wage	<b>\$514</b>	<b>\$736</b>
Total, Private Industry plus Government		
Average Employment	<b>1,706</b>	<b>1,684</b>
Average Weekly Wage	<b>\$566</b>	<b>\$595</b>

n = indicates that data does not meet disclosure standards

# Economic and Labor Profile (continued)

## EDUCATION AND CHILD CARE (NH Dept. of Education)

EDUCATION AND CHILD CARE		(NH Dept. of Education)		
Schools students attend:	<b>Henniker operates grades K-8; grades 9-12 are part of John Stark Regional (Henniker, Weare)</b>		District: <b>SAU 24</b>	
Career Technology Center(s):	<b>Concord High School; Pembroke Academy</b>		Region: <b>11</b>	
Educational Facilities	Elementary	Middle/Junior High	High School	Private/Parochial
Number of Schools	<b>1</b>			
Grade Levels	<b>P K 1-8</b>			
Total Enrollment	<b>410</b>			
2011 NH Licensed Child Care Facilities ( <i>DHHS – Bureau of Child Care Licensing</i> ):		Total Facilities: <b>4</b>	Total Capacity: <b>151</b>	
Nearest Community/Technical College: <b>NHTI-Concord</b>				
Nearest Colleges or Universities: <b>New England</b>				

LARGEST BUSINESSES	PRODUCT/SERVICE	EMPLOYEES	ESTABLISHED
Henniker School District	Education	400	1985
New England College	Education	216	1946
Michie Corporation	Ready mixed concrete, forms, stone	70	1974
HHP, Inc.	Pallets, dimension lumber	59	1966
Town of Henniker	Municipal services	35	
Henniker Crushed Stone	Stone, sand	23	1972
Patenaude Lumber	Lumber	23	1978
Pats Peak	Ski area	22 year round/600+ seasonal	1965
Contoocook Artesian Well	Water drilling	20	

## TRANSPORTATION *(distances estimated from city/town hall)*

Road Access	US Routes	<b>202</b>
	State Routes	<b>9, 114</b>
Nearest Interstate, Exit	<b>I-89, Exit 5</b>	
	Distance	<b>9 miles</b>
Railroad		<b>No</b>
Public Transportation		<b>No</b>
Nearest Public Use Airport, General Aviation		
<b>Hawthorne-Feather, Antrim</b>	Runway	<b>3,260 ft. asphalt</b>
Lighted? <b>Yes</b>	Navigation Aids?	<b>No</b>
Nearest Airport with Scheduled Service		
<b>Manchester-Boston Regional</b>	Distance	<b>30 miles</b>
Number of Passenger Airlines Serving Airport		<b>6</b>
Driving distance to select cities:		
Manchester, NH		<b>31 miles</b>
Portland, Maine		<b>116 miles</b>
Boston, Mass.		<b>82 miles</b>
New York City, NY		<b>257 miles</b>
Montreal, Quebec		<b>233 miles</b>

## COMMUTING TO WORK (ACS 2006-2010)

Workers 16 years and over	
Drove alone, car/truck/van	<b>74.4%</b>
Carpooled, car/truck/van	<b>7.5%</b>
Public transportation	<b>0.3%</b>
Walked	<b>9.8%</b>
Other means	<b>0.4%</b>
Worked at home	<b>7.7%</b>
Mean Travel Time to Work	<b>24.6 minutes</b>
<b>Percent of Working Residents: ACS 2006-2010</b>	
Working in community of residence	<b>37.2%</b>
Commuting to another NH community	<b>60.0%</b>
Commuting out-of-state	<b>2.8%</b>

## RECREATION, ATTRACTIONS, AND EVENTS

<b>X</b>	Municipal Parks
	YMCA/YWCA
	Boys Club/Girls Club
	Golf Courses
	Swimming: Indoor Facility
	Swimming: Outdoor Facility
	Tennis Courts: Indoor Facility
<b>X</b>	Tennis Courts: Outdoor Facility
<b>X</b>	Ice Skating Rink: Indoor Facility
	Bowling Facilities
<b>X</b>	Museums
	Cinemas
<b>X</b>	Performing Arts Facilities
<b>X</b>	Tourist Attractions
<b>X</b>	Youth Organizations (i.e., Scouts, 4-H)
<b>X</b>	Youth Sports: Baseball
<b>X</b>	Youth Sports: Soccer
<b>X</b>	Youth Sports: Football
<b>X</b>	Youth Sports: Basketball
<b>X</b>	Youth Sports: Hockey
<b>X</b>	Campgrounds
<b>X</b>	Fishing/Hunting
<b>X</b>	Boating/Marinas
<b>X</b>	Snowmobile Trails
<b>X</b>	Bicycle Trails
<b>X</b>	Cross Country Skiing
<b>X</b>	Beach or Waterfront Recreation Area
	Overnight or Day Camps
Nearest Ski Area(s): <b>Pats Peak</b>	
Other: <b>Canoeing; Kayaking; Community Center; Teen Center; Farmer's Market; Concert series; Riverwalk; Currier &amp; Ives Byway</b>	

# Economic Indicators

## BANKRUPTCY — FORECLOSURE — TAXES

(Local Data)

FACTOR	2006	2007	2008	2009	2010	2011
<b>Bankruptcy:</b>						(Nov)
<b>Town of Henniker</b>	<b>2</b>	<b>0</b>	<b>3</b>		<b>4</b>	
<b>State</b>	<b>1,925</b>	<b>2,983</b>	<b>3,931</b>	<b>5,233</b>	<b>5,658</b>	<b>4,920</b>
<b>Foreclosures:</b>						
<b>Town</b>	<b>2</b>	<b>3</b>	<b>6</b>	<b>11</b>	<b>11</b>	<b>NA</b>
<b>County</b>	<b>100</b>	<b>198</b>	<b>376</b>	<b>NA</b>	<b>NA</b>	<b>NA</b>
<b>Foreclosures – State</b>	<b>1,057</b>	<b>2,071</b>	<b>3,563</b>	<b>3,467</b>	<b>(Oct) 3,268</b>	<b>(Nov) 4,031</b>
<b>% Unpaid Taxes</b>	<b>7%</b>	<b>9%</b>	<b>8%</b>	<b>7%</b>	<b>7%</b>	<b>8%</b>
<b>\$s Unpaid Taxes</b>	<b>\$675,418</b>	<b>\$902,269</b>	<b>\$782,620</b>	<b>\$782,015</b>	<b>\$809,818</b>	<b>\$867,677</b>

## HOUSING

( [www.nhar.org/market-statistics/](http://www.nhar.org/market-statistics/) )

FACTOR	2006	2007	2008	2009	2010	2011
<b>Building Permits – Total</b>	<b>65</b>	<b>66</b>	<b>55</b>	<b>43</b>	<b>33</b>	<b>58</b>
<b>Building Permits – Houses</b>	<b>17</b>	<b>7</b>	<b>8</b>	<b>4</b>	<b>5</b>	<b>5</b>
<b>Real Estate Sales – Town</b>	<b>89</b>	<b>113</b>	<b>72</b>	<b>59</b>	<b>51</b>	<b>87</b>
<b>Real Estate Sales – County</b>	<b>1,435</b>	<b>1,358</b>	<b>1,070</b>	<b>1,157</b>	<b>1,122</b>	<b>1,109</b>
<b>Real Estate Sales – NH</b>		<b>11,989</b>	<b>10,169</b>	<b>10,810</b>	<b>10,525</b>	<b>10,714</b>
<b>Median Home Prices – County (in \$K)</b>	<b>\$250</b>	<b>\$249</b>	<b>\$225</b>	<b>\$199</b>	<b>\$195</b>	<b>\$183.4</b>
<b>Median Home Prices – NH (in \$K)</b>	<b>\$265</b>	<b>\$260.8</b>	<b>\$235</b>	<b>\$212</b>	<b>\$215</b>	<b>\$201.7</b>
<b>Avg. Days on Market - County</b>	<b>106</b>	<b>132</b>	<b>133</b>	<b>116</b>	<b>120</b>	<b>116</b>
<b>Avg. Days on Market - NH</b>	<b>108</b>	<b>127</b>	<b>133</b>	<b>117</b>	<b>117</b>	<b>121</b>

## UNEMPLOYMENT

( <http://nhet.nhes.state.nh.us/nhnetwork/LAUS.aspx?sid+12> )

Factor	2007	2008	2009	2010	2011
Unemployment Rate - USA	4.6%	5.8%	9.3%	9.6%	8.6 %
Unemployment - NH	3.5%	3.9%	6.3%	6.1%	5.2%
Unemployment - Town	3.3%	3.8%	5.8%	4.9%	4.4%
Number in Town - Unemployed	83	97	147	131	110

## HCS FREE AND REDUCED LUNCH PERCENTAGES

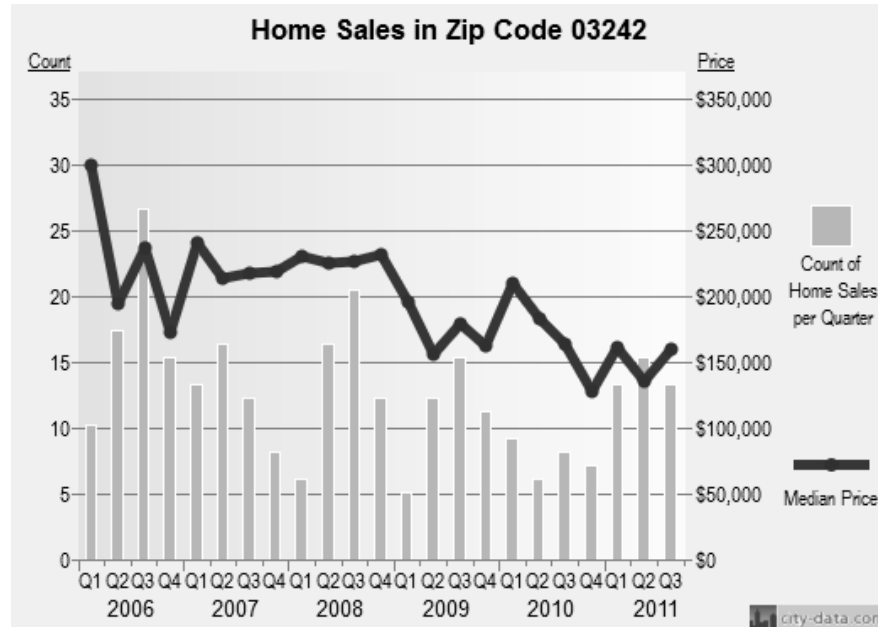
([http://nces.ed.gov/ccd/schoolsearch/school\\_detail.asp?Search=1&InstName=henniker&SchoolType=1&SchoolType=2&SchoolType=3&SchoolType=4&SpecificSchlTypes=all&IncGrade=-1&LoGrade=-1&HiGrade=-1&ID=330369000161](http://nces.ed.gov/ccd/schoolsearch/school_detail.asp?Search=1&InstName=henniker&SchoolType=1&SchoolType=2&SchoolType=3&SchoolType=4&SpecificSchlTypes=all&IncGrade=-1&LoGrade=-1&HiGrade=-1&ID=330369000161))

	2008-09	2009-10	2010-11	2011-12
<b>Percent</b>	<b>18.6%</b>	<b>22.10%</b>	<b>24.57%</b>	<b>19.43%</b>

## Economic Indicators (continued)

### HOME SALES CHART

([www.city-dta.com/realestate/HENNIKER-NH-03242.html](http://www.city-dta.com/realestate/HENNIKER-NH-03242.html))



### HENNIKER TAX RATE DATA

( [www.nh.gov/revenue/munc\\_prop/2011PropertyTaxRatesRelatedData.htm](http://www.nh.gov/revenue/munc_prop/2011PropertyTaxRatesRelatedData.htm) )

	Town	School	State School	County	TOTAL	Remarks
2001	9.86	19.12	7.64	2.93	39.55	
2002	9.97	23.58	6.97	3.08	43.60	
2003	10.86	22.22	6.65	3.22	42.95	
2004	11.82	24.38	5.22	3.77	45.19	
2005	6.42	14.09	2.49	2.13	25.13	Revaluation
2006	6.37	14.00	2.48	2.10	24.95	
2007	6.37	13.71	2.29	2.40	24.78	
2008	6.86	15.29	2.38	2.63	27.16	
2009	6.84	15.64	2.31	2.49	27.28	
2010	7.40	17.13	2.39	2.83	29.73	Revaluation
2011	7.24	17.31	2.54	2.91	30.00	

---

# Henniker Elected and Appointed Officials 2011

---

## **Animal Control Officer**

*Appointed by Selectmen every three years.*  
Walter H. Crane ~ Term Expires 2013

## **Building Inspector**

*Appointed by Selectmen every three years.*  
Kyle Parker, Interim Building Inspector  
(James Shulz thru 5/2011)

## **Cemetery Trustees**

*Elected for a term of three years, one every year.*  
Thomas G. Dunn, Chair ~ Term Expires 2013  
Martha Taylor ~ Term Expires 2012  
Deborah G. Dow ~ Term Expires 2014

## **Cogswell Spring Water Works Superintendent**

*Until another is appointed in your stead.*  
Norman Bumford, Superintendent  
Ryan Bumford, Systems Operator

## **Cogswell Spring Water Works Commissioners**

*Elected for a term of three years, one every year.*  
Joseph P. Damour, Chair ~ Term Expires 2014  
Donald G. Blanchard ~ Term Expires 2012  
Ronald Taylor ~ Term Expires 2013

## **Emergency Management**

*Appointed by selectmen every three years.*  
Tia Hooper, Director ~ Term expires 2014

## **Fire Department**

### **Officers**

Chief	Keith J. Gilbert
1st Deputy Chief	Steven C. Burritt
2nd Deputy Chief	John Margeson
Captain	James Morse
Captain	Michael Costello
1st Lieutenant	Varyl French
2nd Lieutenant	Jeffrey Connor
Training Officer	Michael Costello
Clerk	Gregory Aucoin
Treasurer	Keith A. DeMoura

### **Call Members**

Daniel R. Aucoin	Carl Bostrom
Norman R. Bumford	Frederick C. Brunnhoelzl III
Adam Burritt	Joshua Charpentier
Steven F. Connor	Lawrence Damour Jr.
Scott A. Davison	Jacob Dodge
Thomas A. French	Lee Gaudette
R. Joseph Gilbert	Trevor Greene
Richard Joos	Alexandria F. Charpentier
Nate Kimball	Martin Lamoureux
Brennan Lorden	Philip Marsland
Christopher Mason	Michael J. McManus
Andrew Patterson	Peter N. Twombly
Thomas Weston	Catherine A. Whalen

### **Full Time Employee**

Michael Costello

### **Part Time Employees**

Steve Mead  
Ryan Hughes

### **Forest Fire Warden**

*Until another is appointed in your stead.*  
Keith Gilbert

### **Deputy Wardens**

*Until another is appointed in your stead.*  
Steven C. Burritt  
Jeffrey Connor  
Varyl French  
John Margeson  
Steven F. Connor  
Michael Costello  
R. Joseph Gilbert  
James Morse

## **Health Officer**

*Appointed by Selectmen every three years.*  
Jill Fournier ~ Term Expires 2012  
(Peter R. Flynn, Deputy thru October 2011)

## **Highway**

*Until another is appointed in your stead.*  
Carl Knapp, Superintendent / Road Agent  
Scott Davison, Assistant Superintendent  
Matt Bumford, Truck Driver / Laborer  
Tom Weston, Equipment Operator  
Brian Weikel, Highway Mechanic  
Michael McManus, Truck Driver / Laborer  
Tim McComish, Part-time Plow Operator  
Edward Gould, Part-time Plow Operator  
Robert Deans, Part-time Plow Operator

## **Human Services Director**

*Until another is appointed in your stead.*  
Brenda Slongwhite

## **Moderator**

*Elected to office every two years, on the even year.*  
Wayne Colby ~ Term Expires 2012

## **Planning Board**

*7 Members ~ 3 Alternates ~ 3 Year Terms ~ Members are Elected; Selectmen and Alternates are appointed.*  
Kristin Hayes Claire, Chair 3/2014  
Edward L. Miner, Vice Chair 3/2012  
Kellie J. Dyjak 3/2013  
Jeffrey Roach 3/2013  
Richard R. Patenaude 3/2012  
Jason Michie 3/2014  
Ron Taylor, Selectman  
Tom Watman, Alternate Selectman

## **Police Department**

Ryan Murdough, Chief  
Matthew French, Sergeant  
Neal Martin, Patrolman (retired 12/2011)  
Michael Martin, Patrolman  
Amy Bossi, Patrolman  
Stephen Dennis, Patrolman  
Michelle Moir, Patrolman  
Matthew O'Connor, Patrolman



---

# Henniker Elected and Appointed Officials 2011 (continued)

---

Jeffrey Iadonisi, Special Officer  
Mark Lindsley Special Officer  
Jeffrey Summers, Special Officer  
Robert Verity, Parking Enforcement Officer  
Water Crane, Animal Control Officer  
Gail Abramowicz, Secretary  
Michelle McGirr, Secretary (resigned)  
Amy Collins, Part-time Secretary

## **Rescue Squad**

*Until another is appointed in your stead.*

Rescue Chief	Thomas French
Rescue Deputy Chief	Steve Meade
Rescue Lieutenant	Keith DeMoura
Rescue Lieutenant	Greg Aucoin
Rescue Lieutenant	Catherine Kielwein

## **Rescue Squad Members**

Michael Costello	Jake Dodge
Varyl French	Rachael Frost
Lee Gaudette	Trevor Green
Alexandra Charpentier	Sydney Fitzgerald
Justin Hart	Joslin Heyn
Ryan Hornblower	Marty Lamoureux
Brennan Lorden	Catherine Kielwein
Michael McManus	Raelyn Viti
Catherine Whalen	
Hollie Wilson	

## **Selectmen**

*One elected every year to a three-year term.*

- ☐ Kris Blomback, Chair ~ Term Expires 3/2012
- ☐ Thomas Watman ~ Term Expires 3/2014
- ☐ Leo Aucoin ~ Term Expires 3/2013
- ☐ Robert T. French Jr. ~ Term Expires 3/2012
- ☐ Ron Taylor ~ Term Expired 3/2014
- ☐ (Leon Parker, Chair ~ thru 3/2011)

## **Selectmen's Office**

### **Town Administrator**

*Until another is appointed in your stead.*

(Peter R. Flynn through 9/2011)

(Russ Roy, Interim)

Charles E. Connell, 11/2011+

### **Finance Director & Systems Administrator**

*Until another is appointed in your stead.*

Russell Roy

### **Executive Secretary / Land Use Coordinator /**

### **Webmaster**

*Until another is appointed in your stead.*

Nicole Gage

### **Assessing Technician**

*Until another is appointed in your stead.*

Cynthia Marsland

## **Finance Assistant & Assistant to the Selectmen's Office**

*Until another is appointed in your stead.*

Valerie Simeone

## **Supervisors of the Checklist**

*Elected for a term of six years every two years.*

Anne Gould, Chair ~ Term Expires 2012

Cynthia R. Lewis ~ Term Expires 2016

Ryan M. Gould ~ Term Expires 2015

## **Town Clerk / Tax Collector**

*Elected to office every three years.*

Kimberly I. Johnson ~ Term Expires 2014

## **Deputy Town Clerk / Tax Collector**

Deborah Aucoin

## **Assistant Town Clerk / Tax Collector**

Helga Winn

## **Town Treasurer**

*Elected to office every year.*

Susan Y. Damour ~ Term Expires 2012

## **Transfer Station/Recycling Center**

*Until another is appointed in your stead.*

William McGirr, Superintendent

Peter Fenandes, Assistant Superintendent

Mark Boisvert, Attendant

## **Trustees of the Trust Funds**

*Elected for a term of three years, one every year.*

Daniel R. DaCosta ~ Term Expires 2012

Shelley Wilson ~ Term Expires 2014

Linda C. Connor ~ Term Expires 2013

## **Tucker Free Library**

*Until another is appointed in your stead.*

Lynn Piotrowicz, Director

## **Tucker Free Library, Board of Trustees**

Patti Osgood, Chairwoman, Exp. 2012

Scott Turner, Vice Chair, Exp. 2014

Christine Putnam-Anderson, Recording Co-Secretary,  
Exp. 2014

Jean Colby, Treasurer, Exp. 2013

Jamie Ramsey, Recording Co-Secretary, Exp. 2012

## **Wastewater Treatment Plant**

*Until another is appointed in your stead.*

Superintendent, Kenneth Levesque

Chief Operator, Kurt Robichaud

Operator, Mike Colby

# Appointed Members of Committees, Commissions & Boards

*All terms begin and expire on September 1st of given year, unless otherwise stated. To volunteer for a committee, please contact the Committee Chair or Town Administrator for a Volunteer application. Volunteer applications are also available on the town website ([www.henniker.org](http://www.henniker.org)).*

<b>Board of Selectmen ~ 5 Members ~ 3 Year Terms ~ Elected</b>			
Board of Selectmen	1	Kris Blomback, Chairman	3/1/2012
Board of Selectmen	2	Leo Aucoin, Vice Chairman	3/1/2013
Board of Selectmen	3	Thomas J. Watman	3/1/2014
Board of Selectmen	4	Robert T. French Jr.	3/1/2012
Board of Selectmen	5	Ronald C. Taylor	3/1/2014
<b>Athletic Committee for Youth ~ 20 Members ~ 3 Year Terms ~ Appointed</b>			
Athletic Committee	1	Tim Lamphere, Chair	9/1/2013
Athletic Committee	2	Marc McMurphy	9/1/2012
Athletic Committee	3	Christine Aucoin	9/1/2012
Athletic Committee	4	Christopher Woodbury	9/1/2012
Athletic Committee	5	Greg Jensen	9/1/2012
Athletic Committee	6	Tracy Shattuck	9/1/2012
Athletic Committee	7	Jarrod Tirrell	9/1/2013
Athletic Committee	8	Kelly Martin	9/1/2013
Athletic Committee	9	Shannon Lovejoy	9/1/2013
Athletic Committee	10	Chad Carter	9/1/2014
Athletic Committee	11	Sarah Nelson	9/1/2012
Athletic Committee	12	Liz Brennan	9/1/2014
Athletic Committee	13	Nicky Patterson	9/1/2014
Athletic Committee	14	OPEN	9/1/2014
Athletic Committee	15	OPEN	9/1/2013
Athletic Committee	16	OPEN	9/1/2013
Athletic Committee	17	OPEN	9/1/2013
Athletic Committee	18	OPEN	9/1/2012
Athletic Committee	19	OPEN	9/1/2012
Athletic Committee	20	OPEN	9/1/2012
Athletic Committee		Leo Aucoin, Selectmen Ex-Officio	
<b>Azalea Park / Riverwalk Committee ~ Committee to expire 9/1/2012 ~ # of members not specified ~ Appointed</b>			
Azalea Park / Riverwalk Committee		Linda C. Connor, Chair	9/1/2012
Azalea Park / Riverwalk Committee		Gail T. Hayden, Secretary	9/1/2012
Azalea Park / Riverwalk Committee		Joan O'Connor	9/1/2012
Azalea Park / Riverwalk Committee		Tara D. Marvel	9/1/2012
Azalea Park / Riverwalk Committee		Amy L. Plourde	9/1/2012
Azalea Park / Riverwalk Committee		OPEN, Chair	9/1/2012
Azalea Park / Riverwalk Committee		OPEN	9/1/2012
Azalea Park / Riverwalk Committee		OPEN	9/1/2012
Azalea Park / Riverwalk Committee		OPEN	9/1/2012
Azalea Park / Riverwalk Committee		OPEN	9/1/2012
<b>Ballot Clerks ~ No. of members at discretion of Supervisors of the Checklist; 3-year terms; Appointed</b>			
Ballot Clerks	1	Maria Colby	9/1/2012
Ballot Clerks	2	Mary Gilbert	9/1/2012
Ballot Clerks	3	MaryEllen Schule	9/1/2012
Ballot Clerks	4	Patricia St. Laurence	9/1/2012
Ballot Clerks	5	Christine Baber-Smith	9/1/2013
Ballot Clerks	6	Karen Landes	9/1/2014
Ballot Clerks	7	Linda C. Connor	9/1/2014
Ballot Clerks	8	Patricia A. Fisher	9/1/2014
Ballot Clerks	9	OPEN	9/1/2013
Ballot Clerks	10	OPEN	9/1/2013

## Appointed Members of Committees, Commissions & Boards (continued)

<b>Budget Advisory Committee ~ 11 Members ~ 3 Year Terms ~ Appointed</b>			
Budget Advisory Committee	1	Tatiana (Tania) Craig	9/1/2013
Budget Advisory Committee	2	Daniel R. DaCosta	9/1/2013
Budget Advisory Committee	3	J. Douglass Paul, Jr.	9/1/2013
Budget Advisory Committee	4	Peter R. Robichaud	9/1/2013
Budget Advisory Committee	5	Jeffrey S. Connor	9/1/2012
Budget Advisory Committee	6	James D. McElroy	9/1/2014
Budget Advisory Committee	7	James K. Crane	9/1/2014
Budget Advisory Committee	8	David Woolpert	9/1/2014
Budget Advisory Committee	9	Patricia A. Fisher	9/1/2014
Budget Advisory Committee	10	OPEN	9/1/2012
Budget Advisory Committee	11	OPEN	9/1/2014
<b>Building Inspector / Code Enforcement Officer ~ 3 Year Term ~ Appointed</b>			
Building Inspector / Code Enforcement Officer	OPEN		9/1/2013
<b>Byway Advisory Council ~ 6 Members ~ 3 Year Terms ~ Appointed. <i>Per Byway Council's adopted Bylaws, the Selectmen may appoint up to 6 members that may include a Selectman, Town Official (coordinator, administrator, director, planner, etc.), Planning Board member, Conservation Commission member, Historic society or Historic District Commission Member, an At-Large member, and one rep from a local Economic Development Committee/Business Assoc. / Main Street program. (SEE 3/2/2010 BOS minutes for additional, potential members).</i></b>			
Byway Advisory Council	1	Ken Erikson, Papermill Restoration, Chair	9/1/2012
Byway Advisory Council	2	Kate Bartlet, Business Community	9/1/2013
Byway Advisory Council	3	Hilton Hallock, NEC	9/1/2014
Byway Advisory Council	5	Nicole Gage, Land Use Coord.	9/1/2013
Byway Advisory Council	6	Jeffrey Roach, Planning Bd.	9/1/2012
Byway Advisory Council	7	OPEN, Conservation Commission	9/1/2014
Byway Advisory Council	8	Susan Ranier, Historical Society/Historic District	9/1/2012
Byway Advisory Council	9	OPEN, Highway Safety	9/1/2013
Byway Advisory Council	10	Robert French, Selectman	
<b>Capital Improvement Program Committee ~ 11 Members ~ 3 Year Terms ~ Appointed by Board of Selectmen per 2003 Town Meeting: "Membership will include at least one member of the Planning Board and may include but not be limited to other members of the planning board, the budget committee, school board or the selectmen."</b>			
Capital Improvement Program Committee	1	OPEN	9/1/2012
Capital Improvement Program Committee	2	OPEN	9/1/2012
Capital Improvement Program Committee	3	Chuck Connell, Town Administrator	9/1/2012
Capital Improvement Program Committee	4	Steven F. Connor	9/1/2012
Capital Improvement Program Committee	5	Elizabeth Hustis	9/1/2014
Capital Improvement Program Committee	6	Jean Lewis	9/1/2014
Capital Improvement Program Committee	7	John Getts	9/1/2014
Capital Improvement Program Committee	8	OPEN	9/1/2012
Capital Improvement Program Committee	9	OPEN	9/1/2014
Capital Improvement Program Committee	10	OPEN	9/1/2013
Capital Improvement Program Committee	11	Leo Aucoin, Selectmen Ex Officio	

## Appointed Members of Committees, Commissions & Boards (continued)

<b>Community Center Activities Committee ~ 11 Members ~ 3 Year Terms ~ Appointed</b>			
Community Center Activities Committee	1	Kristin V. Mason, Chair	9/1/2012
Community Center Activities Committee	2	Shannon Camara	9/1/2014
Community Center Activities Committee	3	Emily O'Rourke	9/1/2012
Community Center Activities Committee	4	Mary-Elen Schule	9/1/2012
Community Center Activities Committee	5	Mindy J. Matheson	9/1/2014
Community Center Activities Committee	6	OPEN	9/1/2014
Community Center Activities Committee	7	OPEN	9/1/2014
Community Center Activities Committee	8	OPEN	9/1/2012
Community Center Activities Committee	9	OPEN	9/1/2013
Community Center Activities Committee	10	OPEN	9/1/2013
Community Center Activities Committee	11	OPEN	9/1/2013
Community Center Activities Committee		Selectmen Ex-Officio	
<b>Concert Committee ~ 5 Members ~ Appointed</b>			
Concert Committee	1	OPEN	9/1/2013
Concert Committee	2	Betty Watman	9/1/2012
Concert Committee	3	Blithe A. Reed	9/1/2014
Concert Committee	4	Ruth B. Zax, Vice Chair	9/1/2014
Concert Committee	5	Cathy Dias	9/1/2013
<b>Conservation Commission ~ 7 Members ~ 3 Alternates ~ 3 Year Terms ~ Appointed</b>			
Conservation Commission	1	Holly Green, Chair	9/1/2012
Conservation Commission	2	Ross W. Bennett	9/1/2014
Conservation Commission	3	Terry Stamps	9/1/2013
Conservation Commission	4	Mark Mitch	9/1/2014
Conservation Commission	5	Martha Sunderland	9/1/2014
Conservation Commission	3	Kellie J. Dyjak, Planning Board Rep.	3/2013
Conservation Commission	7	David S. Woolpert	9/1/2014
Conservation Commission	1	OPEN, Alternate	9/1/2012
Conservation Commission	2	OPEN, Alternate	9/1/2012
Conservation Commission	3	OPEN, Alternate	9/1/2013
Conservation Commission		Thomas Watman, Selectmen Ex-Officio	
<b>Contoocook River Local Advisory Committee</b>			
Contoocook River Local Advisory Committee	1	OPEN	9/1/2013
<b>Economic Development ~ 3 Year Terms ~ To include Selectperson, Planning Bd., Conservation, Chamber of Commerce, NEC, 2 citizen reps (to be nominated by the Town Moderator from a list of volunteers), and non-voting Town Planner as the primary advisor.</b>			
Economic Development		Laurie J. Sanborn, Resident	9/1/2014
Economic Development		John W. Weber, Resident	9/1/2014
Economic Development		Paula Amato, New England College	9/1/2014
Economic Development		Jason Michie, Planning Board	Town Mtg. 2014*
Economic Development		Terry Stamps, Conservation Commission	9/1/2013*
Economic Development		Johanna Michie, Chamber of Commerce	9/1/2013
Economic Development		Scott Dias, Chamber of Commerce, Alternate	9/1/2013
Economic Development		Paul Sheppard, Chamber of Commerce, Alternate	9/1/2013
Economic Development		Patricia J. Kovacs, Resident, Alternate	9/1/2013
Economic Development		Kris Blomback, Selectman	Town Mtg. 2012*
Economic Development		Mark Fougere, Planner	

## Appointed Members of Committees, Commissions & Boards (continued)

<b>Energy Committee ~ 5 Members ~ 3 Year Terms ~ Appointed</b>			
Energy Committee	1	Barbara D. Bernstein, Chair	9/1/2014
Energy Committee	2	Anthony Caplan	9/1/2014
Energy Committee	3	Mark Mitch, Vice Chair	9/1/2014
Energy Committee	4	OPEN	9/1/2014
Energy Committee	5	Tara Germond	9/1/2013
Energy Committee	6	OPEN	9/1/2013
Energy Committee		Thomas Watman, Selectman	
<b>Highway Safety Committee ~ 12 Members ~ 3 Year Terms ~ Appointed.</b>			
To include Police Chief, Fire Chief, Rescue Chief, Highway Dept. Head.			
Highway Safety Committee	1	Gary Guzouskas	9/1/2014
Highway Safety Committee	2	J. Douglass Paul, Jr.	9/1/2014
Highway Safety Committee	3	Steve Connor	9/1/2013
Highway Safety Committee	4	Lance S. Rickenberg	9/1/2013
Highway Safety Committee	5	Cynthia Marsland	9/1/2013
Highway Safety Committee	6	Larry E. Colby	9/1/2013
Highway Safety Committee	7	C. E. Rocky Bostrom	9/1/2014
Highway Safety Committee	8	Carl Knapp, Road Agent	--
Highway Safety Committee	9	Keith Gilbert, Fire Chief	--
Highway Safety Committee	10	Ryan Murdough, Police Chief, Chair	--
Highway Safety Committee	11	Tom French, Rescue Chief	--
Highway Safety Committee	12	Robert French, Selectman (w / Leo Aucoin as Alternate)	
<b>Historic District Commission ~ 7 Members ~ 5 Alternates ~ 3 Year Terms ~ Appointed</b>			
Historic District Commission	1	Jonathan Evans, Chair	9/1/2013
Historic District Commission	2	Thomas G. Dunn,	9/1/2012
Historic District Commission	3	Danielle Bissonnette	9/1/2014
Historic District Commission	4	Peter Gilbert	9/1/2014
Historic District Commission	5	Arthur Kendrick	9/1/2013
Historic District Commission	6	Martha Taylor, Secretary	9/1/2013
Historic District Commission	7	Kris Blomback, Selectman	
Historic District Commission	1	OPEN, Alternate	9/1/2012
Historic District Commission	2	OPEN, Alternate	9/1/2013
Historic District Commission	3	OPEN, Alternate	9/1/2013
Historic District Commission	4	OPEN, Alternate	9/1/2014
Historic District Commission	5	OPEN, Alternate	9/1/2012
<b>Municipal Records Committee ~ Per RSA 33-A3, membership to include Municipal Officer, Clerk, Tax Collector, Assessor, &amp; Treasurer.</b>			
Municipal Records Committee		Kim Johnson, Clerk/Tax Collector	
Municipal Records Committee		Cynthia Marsland, Assessor Alternate, Vice Chair	
Municipal Records Committee		Leo Aucoin, Selectman	
Municipal Records Committee		Chuck Connell, Town Administrator	
Municipal Records Committee		Martha Taylor	9/1/2013
Municipal Records Committee		Nicole Gage, Secretary	9/1/2013
Municipal Records Committee		Russell Roy, Treasurer Alternate	
Municipal Records Committee		OPEN, Alternate	
Municipal Records Committee		OPEN, Alternate	
Municipal Records Committee		OPEN, Alternate	
Municipal Records Committee		OPEN, Alternate	

## Appointed Members of Committees, Commissions & Boards (continued)

<b>Paper Mill Restoration Committee ~ 11 Members ~ 2 Year Terms ~ Appointed</b>			
Paper Mill Restoration Committee	1	Kenneth Erikson, Chair	9/1/2013
Paper Mill Restoration Committee	2	Doreen F. Connor	9/1/2013
Paper Mill Restoration Committee	3	Elizabeth Davis	9/1/2013
Paper Mill Restoration Committee	4	Susan Rainier	9/1/2013
Paper Mill Restoration Committee	5	OPEN	9/1/2013
Paper Mill Restoration Committee	6	OPEN	9/1/2013
Paper Mill Restoration Committee	7	OPEN	9/1/2013
Paper Mill Restoration Committee	8	OPEN	9/1/2013
Paper Mill Restoration Committee	9	OPEN	9/1/2013
Paper Mill Restoration Committee	10	OPEN	9/1/2013
Paper Mill Restoration Committee	11	OPEN	9/1/2013
Paper Mill Restoration Committee		Leo Aucoin, Selectmen	
<b>Recycling Committee ~ 11 Members ~ 3 Year Terms ~ Appointed</b>			
Recycling Committee	1	Steven R. White	9/1/2012
Recycling Committee	2	Joan E. O'Connor	9/1/2011
Recycling Committee	3	Dale Clement	9/1/2011
Recycling Committee	4	Barbara C. French	9/1/2011
Recycling Committee	5	OPEN	9/1/2013
Recycling Committee	6	OPEN	9/1/2013
Recycling Committee	7	OPEN	9/1/2013
Recycling Committee	8	OPEN	9/1/2011
Recycling Committee	9	OPEN	9/1/2012
Recycling Committee	10	OPEN	9/1/2011
Recycling Committee	11	OPEN	9/1/2013
Recycling Committee		Kris Blomback, Selectmen	
<b>Road Management Committee ~ 7 Members ~ 3 Year Terms ~ Appointed</b>			
Road Management Committee	1	Gary Guzouskas, Vice Chair, Citizen Rep.	9/1/2012
Road Management Committee	2	Steven Connor, Chair	9/1/2012
Road Management Committee	3	Gerald F. Eisen	9/1/2014
Road Management Committee	4	OPEN, Planning Bd. Rep	9/1/2014
Road Management Committee	5	OPEN	9/1/2013
Road Management Committee	6	OPEN	9/1/2013
Road Management Committee	7	Robert French, Selectman Ex-Officio	
<b>Safe Routes to School - Not a selectman-appointed committee. For a grant.</b>			
Safe Routes to School	1	Alyssa Jenelle, Community Member	
Safe Routes to School	2	Bob French, Board of Selectmen	
Safe Routes to School	3	Carl Knapp, Road Agent	
Safe Routes to School	4	Chuck Connell, Town Administrator	
Safe Routes to School	5	Dr. Lorraine Tacconi-Moore, Superintendent of Schools	
Safe Routes to School	6	Gary Guzouskas, School Board Chairman	
Safe Routes to School	7	Judy Englander, Community Member	
Safe Routes to School	8	Katherine McBride, School Principal	
Safe Routes to School	9	Keith Gilbert, Fire Chief	
Safe Routes to School	10	Margaret Keeler, School Physical Education Teacher	
Safe Routes to School	11	Marianne Cameron, Community Members	
Safe Routes to School	12	Mary Ellen Schule, White Birch Community Center Director	
Safe Routes to School	13	Ryan Murdough, Police Chief	
Safe Routes to School	14	Scott Osgood, Planning Board	



## Appointed Members of Committees, Commissions & Boards (continued)

<b>Safety &amp; Loss Prevention Committee ~ per RSA 281-A:64 ~ 3 year terms</b>			
Safety & Loss Prevention Committee	1	Nicole Gage, Chair (Selectmens Office)	9/1/2012
Safety & Loss Prevention Committee	2	Peter Fernandes, Vice-Chair (Transfer/Parks)	9/1/2013
Safety & Loss Prevention Committee	3	Scott A. Davison (Highway)	9/1/2012
Safety & Loss Prevention Committee	4	Mick Costello (Fire & Rescue)	9/1/2014
Safety & Loss Prevention Committee	5	Kurt Robichaud (Wastewater)	9/1/2014
Safety & Loss Prevention Committee	6	Ryan Murdough (Police)	9/1/2013
Safety & Loss Prevention Committee	7	OPEN (Selectmen's Rep)	
<b>Spirit of Henniker Organizational Team ~ 3 Year Terms ~ Appointed</b>			
SHOT	1	Terri W. Trier, Chair	9/1/2014
SHOT	2	Caleb Dobbins	9/1/2014
SHOT	3	MaryEllen Schule	9/1/2014
SHOT	4	OPEN	9/1/2014
SHOT	5	Mary H. Gilbert	9/1/2014
SHOT	6	OPEN	9/1/2013
SHOT	7	Gweneth Airgood	9/1/2013
SHOT	8	Bob French	9/1/2013
SHOT	9	James C. Eilenberger	9/1/2012
SHOT	10	Marti A. Capuco	9/1/2012
SHOT	11	OPEN	9/1/2013
SHOT	12	OPEN	9/1/2013
<b>Town Athletic/Recreation Director ~ Expires at 3/2012 Town Meeting ~ Appointed</b>			
Town Athletic/Recreation Director	1	Marc McMurphy	Town Mtg 9/1/2012
Town Athletic/Recreation Director	2	Arnie Huftalen	Town Mtg 9/1/2012
Town Athletic/Recreation Director	3	James P. O'Rourke, Jr.	Town Mtg 9/1/2012
Town Athletic/Recreation Director	4	MaryEllen Schule	Town Mtg 9/1/2012
Town Athletic/Recreation Director	5	Holly Cole	Town Mtg 9/1/2012
<b>Zoning Board Of Adjustment ~ 5 Members ~ 5 Alternates ~ 3 Year Terms ~ Appointed</b>			
Zoning Board Of Adjustment	1	Jeffrey S. Connor	9/1/2012
Zoning Board Of Adjustment	2	Robert F. Stamps, Jr.	9/1/2012
Zoning Board Of Adjustment	3	Doreen F. Connor, Chair	9/1/2013
Zoning Board Of Adjustment	4	Joan F. Oliveira, Vice Chair	9/1/2013
Zoning Board Of Adjustment	5	Gigi Laberge	9/1/2014
Zoning Board Of Adjustment	1	Dr. Bruce Trivellini, Alternate	9/1/2012
Zoning Board Of Adjustment	2	Leon M. Parker, Alternate	9/1/2014
Zoning Board Of Adjustment	3	OPEN, Alternate	9/1/2012
Zoning Board Of Adjustment	4	OPEN, Alternate	9/1/2014
Zoning Board Of Adjustment	5	OPEN, Alternate	9/1/2013

---

# Record of Affirmative Votes from 2011 Town Meeting

---

## Town of Henniker State of New Hampshire

Polls were open at the Henniker Community School Gymnasium in Henniker  
51 Western Avenue on Tuesday, March 8, 2011 from 7:00 a.m. until 7:00 p.m.  
and voting commenced on the following:

- 
- 01) Town Officers were voted as follows for the ensuing year:

**\*asterisk indicates person(s) elected**

Selectmen—1 year term

Carl J. Hamel, Sr. 157

**Robert T. French, Jr.\* 344**

Dennis Hamel(write-in) 35

Selectmen—3 year term

**Thomas J. Watman\* 345**

John Margeson 205

**Ronald C. Taylor\* 235**

Dennis Hamel(write-in) 126

Town Treasurer—1 year term

**Susan Damour\* 508**

Cemetery Trustee—3 year term

**Deborah Dow\* 514**

Cemetery Trustee—1 year term

**Martha Taylor\* 506**

Trustees of the Trust Fund-3 year term

**Shelley H. Wilson\* 487**

Town Clerk/Tax Collector-3 year term

**Kimberly I. Johnson\* 496**

Trustees of the Tucker Free Library-3 year term

**Scott E. Turner\* 429**

**Christine Anderson\* 453**

Cogswell Spring Water Works

Commissioner-3 year term

**Joseph P. Damour\* 502**

Planning Board-3 year term

Terry Stamps 242

**Kristin Claire\* 351**

**Jason Michie\* 338**

Supervisor of the Checklist-3 year term

**Ryan M. Gould\* 492**

---

**Note: Text underlined is proposed new language and  
text that is shown with “strike through” is being deleted.**

---

- 02) **Amendment 1:** Are you in favor of amending Chapter 133, Zoning Regulations, Article III Establishment of Districts, Section 133-4 Zoning Districts, by amending the Land Use Map / Zoning Map as follows: Rezone those properties noted as Tax Map 1 - Lots 655, 655A & 656 (these properties are just south of the Pats Peak ski area and consist of approximately 90 acres +/-) from RR Rural Residential to CR Commercial Recreational?

*The purpose of this Amendment is to rezone three properties from Rural Residential to Commercial Recreational. These properties lie just south of Pats Peak ski area, offering the potential for the ski area to expand in the future. As a major local business, which draws in a significant amount of visitors to Henniker benefiting the entire local business community, this rezoning request is supported by the Planning Board because of its broad economic community support and its consistency with Objectives and Strategies outlined in the Master Plan.*

**YES 450 NO 92**

- 03) **Amendment 2:** Are you in favor of amending Chapter 133, Zoning Regulations, Article II Definitions, as follows? Structure: Anything constructed or erected with a fixed location on the ground. Structures include, but are not limited to, buildings, swimming pools, manufactured housing, billboards and poster panels. It shall not include ~~minor~~ installations such as fences ~~less than three feet high, agricultural and safety fences,~~ mailboxes and flagpoles.

*The purpose of this Amendment is to clarify that fences are not structures and therefore, do not have to meet required setbacks or other requirements that are applicable to structures.*

---

## Record of Affirmative Votes from 2011 Town Meeting (continued)

---

YES 447 NO 121

- 04) **Amendment 3:** Are you in favor of amending Chapter 133, Zoning Regulations, Article IV, General Provisions, Section 133-17, One principal building allowed per lot, to read as follows? There shall be only one principal building on a lot, except for Multiunit dwelling(s) developments that ~~adhere to the requirements of Sections 133-41 & 133-42 and~~ are located in the RV Village Proper & CV Village Commerce Districts, Commercial Uses located in the CH, CM, CR and CV Districts and condominium developments. ~~there shall be only one principal building on a lot.~~

*The purpose of this Amendment is to allow commercial uses to have more than one principle building on their property and also recognize, as provided by State Statute, that condominium projects are allowed to have multiple principle buildings on one lot.*

YES 381 NO 168

- 05) **Amendment 4:** Are you in favor of amending Chapter 133, Zoning Regulations, by making the following amendments?

- a) Article II, Definitions, by deleting the term Parking Facility.
- b) Article II, Definitions, by amending the term Parking Space, Off-street to read as: An area 9 feet x 18 feet ~~of 200 square feet~~ or more, suitable for use of parking one motor vehicle, together with reasonable access.
- c) Article IV, General Provisions, Section 133-10, by adding the following: Parking for all land uses outlined in this Chapter, unless otherwise noted, shall adhere to the parking requirements specified in Chapter 202 Land Subdivision Regulations and/or Chapter 203 Site Plan Review Regulations.
- d) Article V, RV Village Proper District, Section 133-22 Land Uses, by amending paragraph G. Parking 1. to read as follows: ~~Two parking spaces must be provided on the premises for each dwelling unit constructed and o~~One parking space for each 500 square feet of floor space used for ~~commercial/professional~~, home business or home business/retail.
- e) Article VI, RN Residential Neighborhood District, Section 133-24 Land Uses, by amending paragraph H to read as follows: ~~Two parking spaces must be provided on the premises for each dwelling unit constructed and o~~One parking space for each 500 square feet of floor space used for home business or home business/retail. No parking space or access driveway shall be located within 10 feet of any side or back lot boundaries, and no parking space shall be located within 10 feet of a public right-of-way.
- f) Article VII, RR Rural Residential District, Section 133-26 Land Uses, by amending paragraph E to read as follows: No buildings shall be constructed within 15 feet of side or back lot boundaries. ~~Two parking spaces must be provided on the premises for each dwelling unit constructed.~~ No parking space or access driveway shall be located within 10 feet of any side or back lot boundaries, and no parking space shall be located within 10 feet of a public right-of-way.
- g) Article VIII, Commercial District Regulations, Section 133-28 Regulations for all commercial districts, by amending paragraph D to read as follows: ~~Two parking spaces must be provided on the premises for each dwelling unit constructed, and o~~One parking space for each 500 square feet of floor space of ~~commercial~~, home business or home business/retail. No parking space or access driveway shall be located within 10 feet of any side or back lot boundaries, and no parking space shall be located within 10 feet of a public right-of-way. Reduction of these requirements may be permitted by special exception.
- h) Article X, Lot Size Regulations, Section 133-42 Multi-unit dwellings of three or more, by deleting paragraph G.
- i) Article XXIII, Open Space Residential Development, Section 133-120 General requirements, by deleting paragraph K.

---

## Record of Affirmative Votes from 2011 Town Meeting (continued)

---

j) Article XXIV, Sexually Oriented Businesses, Section 133-125 Additional requirements, by deleting paragraph C.

k) Article XXVI Bed and Breakfast Homes, Section 133-136 Additional requirements, by deleting paragraph H.

*The purpose of this amendment is to remove a majority of the parking requirements from the Zoning Ordinance since they are presently located in the Site Plan Ordinance.*

YES 357 NO 164

---

06) **Amendment 5:** Are you in favor of amending Chapter 133, Zoning Regulations, Article IV, General Provisions, Section 133, Zoning Regulations, Article XXV Wireless Communication Towers, paragraph 133-127 Definitions, by deleting the definition of Average Tree Canopy, in its entirety?

*As a result of a positive vote relative to a zoning amendment approved last year, this Section is no longer necessary.*

YES 359 NO 111

**(614 of the 3280 registered voters in Henniker voted – 19%)**

---

**The meeting reconvened at the Henniker Community School Cafetorium  
on Saturday, March 12, 2011 at 1:00 p.m.**

---

The Moderator, Wayne Colby, introduced the front table – Kimberly Johnson, Town Clerk/Tax Collector; Deborah Aucoin, Deputy Town Clerk/Tax Collector; the Selectmen: Thomas Watman, Kris Blomback, Leon Parker, Chairman, Leo Aucoin, Robert French, Jr.; Peter Flynn, Town Administrator; and Russ Roy, Finance Director. The election results with just the contested seats were given. It was also mentioned that the results were posted at the Town Hall and on the Henniker website. The 7<sup>th</sup> grade class was having their annual Washington DC fundraiser. “Please support them with your purchase of some delicious food.”

The Moderator spoke about the procedures to be followed for the day to insure we would have an orderly and legal meeting. “Only registered voters may participate in the discussion unless given special permission to speak. You must check in with the Supervisors of the Checklist and get your voting card. When you step to the microphone, please state your name and speak to the motion. If you would like to make an amendment, it must be in writing. There is no magic wording for an amendment, so we will help you if there is a question and to make it legal. Once you have spoken about an article and would like to speak to it again, if there are others in line who have not spoken, let them speak before you speak again. All remarks must be to the Moderator, no debate among each other. Anyone may make a motion at anytime to end discussion unless you have just spoken to that motion. Votes will be taken by a show of voting cards. If you would like a ballot vote, there must be a written request signed by 5 voters present at the meeting and presented to the Moderator before the article. We are all playing in same sandbox – play nice!”

Leon Parker, Chairman of the Selectmen gave a brief overview of the budget being presented at the meeting today. Leon started off by saying that town meeting and mud season go together. Leon spoke about how the budget season started last October and some of the changes in the budget including no COLA’s for the employees and the insurance costs to the employees. The Board elected not to accept anything from the Capital Improvement Program recommendations. Leon gave the election day Solid Waste Disposal Survey results: 60% for the current policy; 16% for mandatory recycling; 10% single stream and 9% for Pay-As-You-Throw. There was a suggestion last year to combine all the operating budgets into one article, which the Selectmen decided to try this year. Perhaps the meeting will take less time with the combined budgets. The Selectmen realize how bad the economy is but also realize that the town provides many services that are necessary. The budget being presented today is a bare bones budget based on a recession. The town portion is less than 25% of the total tax rate and the operating budget is over 1.5 % less than last year.

---

---

## Record of Affirmative Votes from 2011 Town Meeting (continued)

---

- 7) To see if the Town will raise and appropriate the sum of Two Hundred Thousand Dollars (\$200,000) to be added to the already established Bridge Capital Reserve Fund, said sum representing a portion of the amount received from the sale of Lot 98. **Selectmen recommend.**

**MOTION TO AMEND (#1)** Article 7: To see if the Town will raise and appropriate the sum of \$ 1.00 (One Dollar) to be added to the already established Bridge Capital Reserve Fund; (and further, that the proceeds from the sale of Lot 98 be applied to the operating budget for the reduction of taxes.)

### MOTION PASSED

**VOTED** on Article #7 as amended to raise and appropriate the sum of \$1.00 (One Dollar) to be added to the already established Bridge Capital Reserve Fund; (and further, that the proceeds from the sale of Lot 98 be applied to the operating budget for the reduction of taxes.)

- 
- 8) **VOTED** to raise and appropriate the sum of One Hundred Ninety Thousand Eight Hundred and Four Dollars (\$190,804) for the Tucker Free Library. **Selectmen recommend.**
- 

- 9) To see if the Town will vote to raise and appropriate the sum of Four Million One Hundred Seventy Six Thousand Six Hundred Seventy Five Dollars (\$4,176,675) for general municipal operations. **Selectmen recommend.**

	2011 Budget	2010 Budget	Difference
EXECUTIVE BUDGET	20,994	21,144	-150
HISTORIC DISTRICT	250	200	50
TOWN CLK BUDGET	63,097	61,741	1,356
ELECTION BUDGET	6,770	9,300	-2,530
TAX MAP BUDGET	2,000	2,000	0
TOWN OFFICE BUDGET	516,140	509,714	6,426
TAX COLL BUDGET	63,637	62,551	1,086
LEGAL FEES BUDGET	25,000	15,000	10,000
PLAN BUDGET	6,011	46,690	-679
ZBA BUDGET	6,537	6,537 0	
CEMETERIES BUDGET	7,250	6,500	750
INSURANCE BUDGET	106,809	98,793	8,016
MUNICIPAL DUES BUDGET	3,256	3,222	34
POLICE BUDGET	1,047,160	1,045,622	1,538
FIRE/RESCUE BUDGET	509,142	493,641	15,502
CODE BUDGET	8,496	17,125	-8,629
EMER MGT BUDGET	2,042	3,582	-1,540
HIGHWAY BUDGET	616,121	602,156	13,965
HIGHWAY/STREETS BUD	296,602	224,015	72,587
STREET LIGHTS BUDGET	20,225	20,225	0
SOLID WASTE BUDGET	495,061	662,472	-167,411
ANIMAL CONTROL BUD	26,940	26,940	0
HUMAN SERVICE BUDGET	80,000	80,000	0
ATHLETIC BUDGET	42,149	41,299	850
PARKS BUDGET	0	0	0
PATRIOTIC PURPOSES BUD	2,150	2,150	0
CONCERTS BUDGET	5,850	6,350	-500
CONSERVATION BUDGET	3,338	3,338	0
COMMUNITY BUDGET	58,314	58,314	0
Debt Service - Principal	59,000	64,000	-5,000
Debt Service - Interest	21,335	25,043	-3,708
Debt Service - Tan Interest	15,000	15,000	0
TOTAL	4,176,675	4,234,664	(57,989)

---

## Record of Affirmative Votes from 2011 Town Meeting (continued)

---

**MOTION TO AMEND (#1)** Article #9: To see if the Town will vote to raise and appropriate the sum of Three Million Three Hundred Forty One Thousand Three Hundred Forty Dollars (\$3,341,340) for general municipal operations.

**AMENDMENT #1 TO ARTICLE #9 FAILED**

**MOTION TO AMEND (#2)** Article #9: To see if the Town will vote to raise and appropriate the sum of Three Million Nine Hundred Sixty Seven Thousand Eight Hundred Forty One Dollars (\$3,967,841) for general municipal operations.

**STANDING COUNT      YES    83                  NO    102**

**AMENDMENT #2 TO ARTICLE #9 FAILED**

**VOTED** to raise and appropriate the sum of Four Million One Hundred Seventy Six Thousand Six Hundred Seventy Five Dollars (\$4,176,675) for general municipal operations. *Selectmen recommend.*

---

**MOTION** made to restrict reconsideration of Articles 7-9 in accordance with RSA 40:10, paragraphs 1 and 5.

**MOTION PASSED**

- 
- 10) **VOTED** to raise and appropriate the sum of Five Hundred Six Thousand Three Hundred Four Dollars (\$506,304) for the operating expenses of the Wastewater Treatment Plant. *Selectmen recommend.*
- 
- 11) **VOTED** to raise and appropriate the sum of Three Hundred Thousand Two Hundred Fifty Eight Dollars (\$300,258) for the operating expenses of Cogswell Spring Water Works. *Selectmen recommend.*
- 
- 12) **VOTED** to raise and appropriate the sum up to Twenty Two Thousand Dollars (\$22,000) for the purpose of repairing the roof and cupola of the Henniker Grange Building. This is a non-lapsing article per RSA 32:7 and will not lapse before two (2) years or upon completion of the project, whichever comes first. *Selectmen recommend.*
- 
- 13) To see if the Town will vote to raise and appropriate the sum of up to One Hundred Seventy Five Thousand Seven Hundred and Three Dollars (\$175,703) for road improvements; said appropriation will be offset with any Highway Block Grant Funds received. This is a non-lapsing appropriation per RSA 32:7, VI and will not lapse before two (2) years or upon completion of the project, whichever comes first. *Selectmen recommend.*

**MOTION TO AMEND (#1)** Article 13: To see if the Town will vote to raise and appropriate the sum of \$175,703 for road improvements, which represents the estimated amount of the Town's share of the State of NH Highway block grant in the amount of \$175,703. No funds will be spent until the money from the State of NH has been received. This is a non-lapsing appropriation per RSA 32:7, VI and will not lapse before 2 years or upon completion of the project, whichever comes first.

**MOTION WITHDRAWN**

**MOTION TO AMEND (#2)** Article 13: To see if the Town will vote to raise and appropriate the sum of up to One Hundred Seventy Five Thousand Seven Hundred and Three Dollars (\$175,703) for road improvements, representing the Town's estimated share of the State of New Hampshire's Highway Block Grant. Only the amount of revenue received from the block grant shall be appropriated for this purpose. This is a non-lapsing appropriation per RSA 32:7, VI and will not lapse before two years or upon completion of the project, whichever comes first.

**MOTION PASSED**

**VOTED** on Article #13 as amended to raise and appropriate the sum of up to One Hundred Seventy Five Thousand Seven Hundred and Three Dollars (\$175,703) for road improvements, representing the Town's estimated share of the State of New Hampshire's Highway Block Grant. Only the amount of revenue received from the block grant shall be appropriated for this purpose. This is a non-lapsing appropriation per RSA 32:7, VI and will not lapse before two years or upon completion of the project, whichever comes first.

---



---

## Record of Affirmative Votes from 2011 Town Meeting (continued)

---

- 14) Shall the Town authorize the Board of Selectmen to sell property, under the provisions of RSA 80:80, known as Tax Map 588-B7 (1.63 Acres), located on Stonehenge Drive, by advertising for sealed bids, good faith negotiations with private parties or by such other method of sale the Selectmen determine to be in the best interest of the Town and, that this article, if passed, be for an indefinite period until rescinded by the Town. *Selectmen recommend.*

**MOTION TO AMEND (#1)** Article 14: Shall the Town authorize the Board of Selectmen to sell property, under the provisions of RSA 80:80, known as Tax Map 588-B7 (1.63 Acres), located on Stonehenge Drive, by advertising for sealed bids with all deliberate speed to return the value of the sale to the taxpayers in the form of reduced property taxes in the calendar year of the sale.

**AMENDMENT #1 TO ARTICLE 14 FAILED**

**MOTION TO AMEND (#2)** Article 14: Shall the Town authorize the Board of Selectmen to sell property, under the provisions of RSA 80:80, known as Tax Map 588-B7 (1.63 Acres), located on Stonehenge Drive, by advertising for sealed bids, good faith negotiations with private parties or by such other method of sale the Selectmen determine to be in the best interest of the Town and, that this article, if passed, be for an indefinite period until rescinded by the Town. This lot will not be sold for less than 80% of the assessed value.

**AMENDMENT #2 TO ARTICLE 14 FAILED**

**VOTED** to authorize the Board of Selectmen to sell property, under the provisions of RSA 80:80, known as Tax Map 588-B7 (1.63 Acres), located on Stonehenge Drive, by advertising for sealed bids, good faith negotiations with private parties or by such other method of sale the Selectmen determine to be in the best interest of the Town and, that this article, if passed, be for an indefinite period until rescinded by the Town. *Selectmen recommend.*

- 
- 15) To see if the Town will vote to completely discontinue those portions of Grove Street from its easterly point at Circle Street proceeding westerly to the driveway of the Campbell Homestead site, so called, including that portion of Grove Street previously completely discontinued; upon discontinuance, the Town of Henniker shall convey the fee of the discontinued portion of Grove Street abutting other land of the Town of Henniker (cemetery land) to New England College and New England College shall, in trade:

1. Convey to the Town a non-exclusive pedestrian access easement from Circle Street proceeding westerly to the property line of Tax Map Parcel 390;
2. Convey to the Town for the benefit of the Henniker Historic District Commission a non-exclusive access easement for pedestrians and vehicles from intersection of Grove and Circle Streets to the Western Boundary of Tax Map Parcel 422 for the purpose of cemetery lot maintenance and access to the Hearse House building; and
3. Repair approximately 300 feet of the stone wall along the northern cemetery boundary to most approximate the existing stone wall. Repairs will be completed within 36 months of road discontinuance.

*Selectmen recommend.*

**MOTION TO AMEND (#1)** Article 15: To see if the Town will vote to completely discontinue those portions of Grove Street from its easterly point at Circle Street proceeding westerly to the driveway of the Campbell Homestead site, so called, including that portion of Grove Street previously completely discontinued; upon discontinuance, the Town of Henniker shall sell the discontinued portion subject to a pedestrian easement, and, the immediate repair of the stone wall abutting the cemetery.

**MOTION** to indefinitely postpone action on this article.

**MOTION TO POSTPONE ARTICLE 15 FAILED**

---

## Record of Affirmative Votes from 2011 Town Meeting (continued)

---

### AMENDMENT #1 TO ARTICLE 15 FAILED

**VOTED** to completely discontinue those portions of Grove Street from its easterly point at Circle Street proceeding westerly to the driveway of the Campbell Homestead site, so called, including that portion of Grove Street previously completely discontinued; upon discontinuance, the Town of Henniker shall convey the fee of the discontinued portion of Grove Street abutting other land of the Town of Henniker (cemetery land) to New England College and New England College shall, in trade:

1. Convey to the Town a non-exclusive pedestrian access easement from Circle Street proceeding westerly to the property line of Tax Map Parcel 390;
2. Convey to the Town for the benefit of the Henniker Historic District Commission a non-exclusive access easement for pedestrians and vehicles from intersection of Grove and Circle Streets to the Western Boundary of Tax Map Parcel 422 for the purpose of cemetery lot maintenance and access to the Hearse House building; and
3. Repair approximately 300 feet of the stone wall along the northern cemetery boundary to most approximate the existing stone wall. Repairs will be completed within 36 months of road discontinuance.

---

To transact any other business that may legally come before this meeting.

The meeting was adjourned at 4:10 p.m.

A true copy attest:

Kimberly I. Johnson, Town Clerk

---

## 2012 Warrant

---

# TOWN WARRANT 2012

*Town of Henniker*  
**State of New Hampshire**

The polls will be open for voting  
at the Henniker Community School Gymnasium  
51 Western Avenue  
**from 7:00 AM to 7:00 PM**  
**Tuesday, March 13, 2012**

To the inhabitants of the Town of Henniker  
in the County of Merrimack in said State  
qualified to vote in Town Affairs:

You are hereby notified to meet at the  
Henniker Community School Gymnasium in Henniker  
on Tuesday the thirteenth (13th) day of March next,  
Beginning at seven of the clock in the morning (7:00 a.m.)  
to act upon the following:

---

## 2012 Warrant (continued)

---

- 1) To choose the following Town Officers for the ensuing year.

Selectmen.....	Two positions for 3-year terms
Planning Board .....	Two positions for 3-year terms
Trustees of the Trust Funds .....	One position for 3-year term
Town Treasurer.....	One position for 1-year term
Cemetery Trustee.....	One position for 3-year term
Trustees of the Tucker Free Library .....	Two positions for 3-year term
Cogswell Spring Water Works Water Commissioner .....	One position for 3-year term
Supervisor of the Checklist.....	One position for 6-year term
Moderator .....	One position for 2-year term

To vote on the following:

- 2) Are you in favor of amending Chapter 133, Zoning Regulations, Article VIII Commercial District Regulations, Section 133- 29 Commercial Uses in CH Heavy Commercial District, by deleting all residential uses as Permitted uses in the District and delete those allowed by Special Exception (thereby prohibiting the establishment of new residential uses in the CH District), thereby prohibiting the following: single and two-family dwellings, home rental of up to 2 apartments, manufactured housing, home rental of 3 or more apartments and manufactured housing parks. As well as amending Article XX, Manufactured Housing Parks, section 133-82 Permitted Uses, paragraph A, by deleting manufactured housing parks in the CH Heavy Commercial District as a use allowed by special exception.

*Purpose: In order to reduce potential conflicts (noise, traffic) that can arise between incompatible land uses, most notable residential and non-residential uses, the Planning Board is proposing prohibiting residential uses from this commercial/industrial area. This eastern section of Old Concord Road is key to expanding the community's tax base, providing an area for job growth and tax revenue. Its location and limited access provides a unique opportunity to locate active commercial and industrial users in a district segregated from most of the community.*

- 3) Are you in favor of amending Chapter 133, Zoning Regulations, Article VIII Commercial District Regulations, Section 133- 28 Regulations for all commercial districts, G, by amending it as follows: ~~No e~~Commercial retail buildings, as defined as any building for commercial retail use, with a building footprint greater than 35,000 square feet ~~will be allowed within any of the zoning districts in the Town of Henniker shall be prohibited from all zoning districts,~~ except for the CH Heavy Commercial District.

*Purpose: At this time, no commercial buildings larger than 35,000 square feet are allowed anywhere in the community. Given the location of the CH Heavy Commercial District, (eastern portion of Old Concord Road), the Planning Board believes that this area of the community is well suited for commercial growth, with excellent access and vacant land. In addition, it will provide opportunities to expand the tax base, which is greatly needed.*

---

## 2012 Warrant (continued)

---

- 4) Are you in favor of amending Chapter 133, Zoning Regulations, Article XXIX Historic District, by amending Section 133-162 District areas, Paragraph B, by adding the following properties to the Historic District Overlay Map: Lot 413 (The Grange), Lots 242 A & B (The Community Center and Community Park) and Lot 203 (Academy Hall). All properties are owned by the Town of Henniker.

*Purpose: At this time, the Historic District is limited to the area around Town Hall (Park across the street, Town Hall, ball fields and cemetery). This proposal will add four town owned properties to the District, affording them the same historic protections that now exist for the Town Hall. This amendment was initiated and supported by the Historic District Commission.*

- 5) Are you in favor of amending Chapter 133, Zoning Regulations, Article XI, Signs, by amending the Ordinance in numerous places, with the goal to clarify and streamline the permitting process, along with other amendments that: 1) Remove the current requirements for sign permits for many types of signs, including temporary signs, window signs, flags and banners, while still maintaining existing size and lighting requirements. 2) Remove restrictions on when temporary signs can be displayed. 3) Remove requirements for sign setbacks, unless there is a safety issue. 4) Permit projecting signs. 5) Clarify that sign sizes exclude the sign framework. 6) Clarify that the Ordinance applies only to business type signs and not homeowner signs. 7) Allow for service organization signs (like Rotary or Farmer's Markets) which are presently allowed under the current regulations. 8) Ensure that externally lighted signs may use energy saving compact fluorescent lights (which currently are not allowed) and that these signs will be designed to avoid excessive glare. And, 9) Authorizes the Board of Selectmen to designate a town staff person to issue sign permits instead of requiring the approval of a sign permit at a Board meeting.

*Purpose: The existing sign ordinance contains language that can be very confusing and difficult to interpret. In addition, all sign permits now must be approved by the Board of Selectmen, which can cause delays in issuing permits. In order to address these issues and streamline the process, a number of changes are being proposed including clarifying wording, removing the need for permits in some cases and allowing town staff to issue permits.*

# TOWN WARRANT

## Addendum

### 2012

*Town of Henniker*  
*State of New Hampshire*

Town Meeting begins at 1:00 PM  
at the Henniker Community School Cafetorium  
51 Western Avenue  
Saturday, March 17, 2012

To the inhabitants of the Town of Henniker  
in the County of Merrimack in the said State  
qualified to vote in Town Affairs:

You are hereby notified to meet at the  
Henniker Community School Cafetorium in Henniker  
on Saturday the seventeenth (17th) day of March next,  
at one of the clock (1:00 p.m.) in the afternoon  
to act upon the following:

---

# 2012 Warrant Addendum

---

- 6) **VOTE** to raise and appropriate the sum of up to Three Hundred Fifty Thousand Dollars (\$350,000) for the Cogswell Spring Water Works. This is for the repair and sealing of the in-ground water storage tank located on Depot Hill, Lot 433A, the cost of which is \$220,000 and for replacing the existing 2000 feet of 6 inch water main on Western Avenue with an 8 inch water main. The new 8 inch main will be installed from the Police Station to Liberty Hill Road. The cost is (\$130,000). Furthermore to authorize the issuance of not more than \$350,000 in bond or notes in accordance with the provisions of the Municipal Finance Act RSA Chapter 33 and; to authorize the Selectmen and Water Commissioners to issue and negotiate such bonds or notes and determine the rate of interest thereon. Revenues from the water department fees will offset the costs of both projects. Cost of the bond is approximately \$28 per unit per year for both projects. (2/3 vote required for passage).  
**Water Commissioners Recommend. Selectmen Recommend.**
- 7) **VOTE** to raise and appropriate the sum of up to Two Hundred Twenty Thousand Dollars (\$220,000) for the repair and sealing of the Cogswell Spring Water Works in-ground water storage tank, Lot 433A located on Depot Hill. The cost is \$220,000. Furthermore to authorize the issuance of not more than \$220,000 in bonds or notes in accordance with the provisions of the Municipal Finance Act RSA Chapter 33; and to authorize the Selectmen and Water Commissioners to issue and negotiate such bonds or notes and determine the rate of interest thereon. Revenues from the water department fees will offset costs of said project. Cost of the bond is approximately \$18 per unit per year. (2/3 vote required for passage).  
**Water Commissioners Recommend. Selectmen Recommend.**  
(Note: If Article 6 is passed, this article will be withdrawn.)
- 8) **VOTE** to raise and appropriate the sum of up to One Hundred Thirty Thousand Dollars (\$130,000) to replace the existing 2000 feet of 6-inch water main on Western Avenue with an 8-inch water main. The new 8-inch main will be installed from the Police Station to Liberty Hill Road. Furthermore to authorize the issuance of not more than \$130,000 in bond or notes in accordance with the provisions of the Municipal Finance Act RSA Chapter 33; and to authorize the Selectmen and Water Commissioners to issue and negotiate such bonds or notes and determine the rate of interest thereon. Revenues from the water department fees will offset costs of said project. Cost of the bond is approximately \$10 per unit per year. (2/3 vote require for passage).  
**Water Commissioners Recommend. Selectmen Recommend.**  
(Note: If Article 6 is passed, this article will be withdrawn.)
- 9) To see if the town will vote to authorize the conveyance of two conservation easements to established Conservation Trusts; one on three adjacent properties of Warner Road, identified in the town's tax records as Map 1, Lots 47, 48 (Preston Memorial Forest) and 50, and the second on one property off Colby Hill Road, identified in the town's tax records as Map 1, Lot 86, subject to the conditions that the Conservation Commission approve the conveyance, and underwrite all costs from the conservation, including, but not limited to surveying, legal, purchase of the easements from the town and monitoring fees. The town would sell these conservation Easements to the established land trusts, with income to go to the general fund.  
**Conservation Commission and Selectmen Recommend.**

## 2012 Warrant Addendum (continued)

- 10) To see if the Town will vote to raise and appropriate the sum of One Hundred Sixteen Thousand Dollars (\$116,000) to purchase a Front End Loader as specified by the Town's Road Agent and to authorize the withdrawal of Sixty Thousand Dollars (\$60,000) from the already established Capital Reserve Fund for this purpose. The proceeds of the trade in of the 1978 Dresser Loader for at least Five Thousand Dollars (\$5,000) and the 1996 Caterpillar loader for least Thirty Five Thousand Dollars (\$35,000) will be applied to the purchase to reduce the amount to be raised from taxation to an amount not to exceed Sixteen Thousand Dollars (\$16,000). This is a non-lapsing article per RSA 32:7 and will not lapse before two (2) years or upon completion of purchase, whichever comes first.

**Selectmen recommend.**

- 11) To see if the Town will raise and appropriate the sum of One Dollar (\$1.00) to be added to the already established Bridge Capital Reserve Fund, the amount to be raised from current year taxation.

**Selectmen recommend.**

- 12) To see if the Town will vote to raise and appropriate the sum of Four Million Twenty Four Thousand One Hundred Forty Five Dollars (\$4,024,145) for general municipal operations.

**Selectmen recommend.**

	2012 Budget	2011 Budget	Difference
EXECUTIVE BUDGET	21,460	20,994	466
HISTORIC DISTRICT	250	250	0
TOWN CLK BUDGET	63,717	63,097	620
ELECTION BUDGET	14,370	6,770	7,600
TAX MAP BUDGET	3,550	2,000	1,550
TOWN OFFICE BUDGET	477,426	516,140	(38,714)
TAX COLL BUDGET	64,256	63,637	619
LEGAL FEES BUDGET	20,000	25,000	(5,000)
PLAN BUDGET	45,943	46,011	(68)
ZBA BUDGET	5,021	6,537	(1,516)
CEMETERIES BUDGET	7,250	7,250	0
INSURANCE BUDGET	109,860	106,809	3,051
MUNICIPAL DUES BUDGET	3,317	3,256	61
POLICE BUDGET	1,006,226	1,047,160	(40,934)
FIRE/RESCUE BUDGET	512,061	509,142	2,919
CODE BUDGET	6,296	8,496	(2,200)
EMER MGT BUDGET	5,792	2,042	3,750
HIGHWAY BUDGET	620,993	616,121	4,872
HIGHWAY/STREETS BUD	252,500	296,602	(44,102)
STREET LIGHTS BUDGET	22,800	20,225	2,575
SOLID WASTE BUDGET	453,272	495,061	(41,789)
ANIMAL CONTROL BUD	26,340	26,940	(600)
HUMAN SERVICE BUDGET	80,000	80,000	0
ATHLETIC BUDGET	42,149	42,149	0
PATRIOTIC PURPOSES BUD	2,150	2,150	0
CONCERTS BUDGET	5,850	5,850	0
CONSERVATION BUDGET	2,790	3,338	(548)
COMMUNITY BUDGET	58,366	58,314	52
Debt Service - Principal	59,000	59,000	0
Debt Service - Interest	18,140	21,335	(3,195)
Debt Service - Tan Interest	13,000	15,000	(2,000)
<b>TOTAL</b>	<b>4,024,145</b>	<b>4,176,675</b>	<b>(152,530)</b>



---

## 2012 Warrant Addendum (continued)

---

- 13) To see if the Town will vote to raise and appropriate the sum of Fifty Eight Thousand Seven Hundred and Eleven Dollars (\$58,711) for the purpose of a complete energy efficiency upgrade to the Highway Department building. A complete energy efficiency upgrade is the recommendation of the Energy Committee based on the Jordan Institute Study completed in September 2011 that carries with it a simple payback from savings derived in 5.3 years. The complete energy efficiency upgrade includes an envelope upgrade (including proper insulation and replacement windows throughout the building) and replacement of the boilers that heat the building. The total amount of Fifty Eight Thousand Seven Hundred and Eleven Dollars (\$58,711) shall be raised by taxation.  
**Selectmen recommend.**
- 14) To see if the Town will vote to raise and appropriate the sum of Two Hundred Forty Six Thousand Nine Hundred Forty Six Dollars (\$246,946) for the reconstruction of sidewalks and curbing on Western Avenue and Rush Road and modification of the Hall Avenue—Western Avenue intersection and authorize the acceptance of the same amount from a Safe Routes to School Program grant set forth by the New Hampshire Department of Transportation. The funding is One Hundred Percent (100%) reimbursable by the State upon completion of the project(s) authorized by the NHDOT; and furthermore, dispensing of funds from this article is contingent upon the DOT awarding the grant. The grant awards will likely be applied for and be announced in April 2013. This is a non-lapsing article per RSA 32:7 and will not lapse before two (2) years or upon completion, whichever comes first.  
**Selectmen recommend.**
- 15) To see if the Town will vote to establish the position of Recreation Director to oversee, coordinate and administer all of the Town's sports activities now currently totally organized by volunteers; and to raise and appropriate the sum of Fifteen Thousand Dollars (\$15,000). The source of funding is private donations and funds in the Recreation Revolving Fund, created by the town meeting vote on Article 32 in 2009.  
**Selectmen recommend.**
- 16) To see if the Town will vote to raise and appropriate the sum of One Hundred Ninety Thousand Eight Hundred and Four Dollars (\$190,804) for the Tucker Free Library with the amount to be raised from current year taxation.  
**Selectmen recommend.**
- 17) To see if the Town will vote to raise and appropriate the sum of Thirty Seven Thousand Dollars (\$37,000) for the purpose of painting the Academy Hall Building (Historical Society Museum and Offices) located on Map 2, Lot 203. Further, to see if the Town will vote to authorize the Selectmen to remove and use Twelve Thousand Dollars (\$12,000) from the Proctor Family Trust. Twenty Thousand Dollars (\$20,000) will be donated by the Henniker Historical Society with the remaining amount of Five Thousand Dollars (\$5,000) to be raised through taxation. (2/3 majority vote required for passage as stated in the Will that created the Trust.)  
**Selectmen recommend.**

---

# 2012 Warrant Addendum

---

- 18) To see if the Town will vote to raise and appropriate the sum of Thirty Three Thousand Dollars (\$33,000) to refurbish a Highway Department Freightliner dump/plow truck.  
**Selectmen recommend.**
- 19) To see if the Town will vote to raise and appropriate the sum of Fifty Thousand Dollars (\$50,000) to be added to the Ambulance Capital Reserve Fund established in 1988 under the provisions of RSA 35:1 for the purchase of an ambulance for the Rescue Squad.  
**Selectmen recommend.**
- 20) To see if the Town will vote to raise and appropriate the sum of up to One Hundred Fifty Thousand Two Hundred and Forty Nine Dollars (\$150,249) for road improvements; said appropriation will be offset with any Highway Block Grant Funds received. This is a non-lapsing appropriation per RSA 32:7, VI and will not lapse before three (3) years or upon completion of the project, whichever comes first.  
**Selectmen recommend.**
- 21) To see if the Town will vote to raise and appropriate the sum of Three Hundred Thirty One Thousand Four Hundred Forty Dollars (\$331,440) for the operating expenses of Cogswell Spring Water Works.  
**Selectmen recommend.**
- 22) To see if the Town will vote to raise and appropriate the sum of Five Hundred Fourteen Thousand Seven Hundred Forty One Dollars (\$514,741) for the operating expenses of the Wastewater Treatment Plant.  
**Selectmen recommend.**

To transact any other business that may legally come before this meeting. (This article is meant to allocate time that public acknowledgments may be voiced and is not meant to add additional warrants to the meeting. The final decision is the responsibility of the Town Moderator - per Henniker Town Counsel).

Given under our hands and seal the 21<sup>st</sup> day of February 2012.

BOARD OF SELECTMEN

  
Kris Blomback, Chair

  
Ronald Taylor

  
Robert French

  
Thomas Watman

  
Leo Aucoin

---

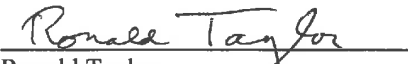
# 2012 Warrant Addendum


---


A True Copy of the Warrant Attest:


BOARD OF SELECTMEN

  
Kris Blomback, Chair

  
Ronald Taylor

  
Robert French

  
Thomas Watman

  
Leo Aucoin

# 2012 Proposed Budget & Estimated Revenues

## 2012 Proposed Budget & Estimated Revenues

	2012 Town Meeting Budget	2012 Estimated Revenues	2012 Net	Tax Rate on Est. Valuation \$384,286,000
Executive	21,460		21,460	0.06
Historic District	250		250	0.00
Town Clerk	63,717	667,000	(603,283)	-1.57
Election	14,370		14,370	0.04
Tax Maps	3,550		3,550	0.01
Town Office	477,426	3,700	473,726	1.23
Tax Collector	64,256	166,900	(102,644)	-0.27
Legal Fees	20,000		20,000	0.05
Planning	45,943	3,000	42,943	0.11
Zoning	5,021	1,000	4,021	0.01
Cemeteries	7,250		7,250	0.02
Insurance	109,860		109,860	0.29
Municipal Dues	3,317		3,317	0.01
Police	1,006,226	22,000	984,226	2.56
Fire/Rescue	512,061	147,000	365,061	0.95
Code Enforcement	6,296	1,200	5,096	0.01
Emergency Management	5,792		5,792	0.02
Highway	620,993		620,993	1.62
Highway/Streets	252,500		252,500	0.66
Street Lights	22,800		22,800	0.06
Solid Waste	453,272	80,687	372,585	0.97
Animal Control	26,340		26,340	0.07
Welfare	80,000		80,000	0.21
Athletic	42,149	4,000	38,149	0.10
Library	190,804		190,804	0.50
Patriotic Purposes	2,150		2,150	0.01
Community Concert's	5,850		5,850	0.02
Conservation	2,790		2,790	0.01
Community Programs	58,366		58,366	0.15
Debt Service	90,140	7,083	83,057	0.22
Revenue: State of NH Rooms/Meals	0	216,021	(216,021)	-0.56
Revenue: Highway Flood Control	0	26,202	(26,202)	-0.07
Revenue: Payments In Lieu	0	18,535	(18,535)	-0.05
Revenue: Trust Funds	0	14,500	(14,500)	-0.04
Revenue: Conservation sale of Easement	0	150,000	(150,000)	-0.39
Revenue: Unreserved Fund Balance	0	150,000	(150,000)	-0.39
<b>Subtotal Operational Budget</b>	<b>4,214,949</b>	<b>1,678,828</b>	<b>2,536,121</b>	<b>6.60</b>
<b>WARRANT ARTICLES/CAPITAL RESERVES</b>				
Road Improvement	150,249	150,249	0	0.00
Energy Improvement (Highway)	58,711		58,711	0.15
Loader (CIP)	116,000	100,000	16,000	0.04
Refurbishment Highway Plow Trk (CIP)	33,000		33,000	0.09
Historical Society Paint Building	37,000	32,000	5,000	0.01
Safe Routes to School	246,946	246,946	0	0.00
Recreation Director	15,000	15,000	0	0.00
Bridge Capital Reserve (CIP)	1		1	0.00
Ambulance Capital Reserve	50,000	0	50,000	0.13
<b>Subtotal Warrant Articles/Capital Reserves</b>	<b>706,907</b>	<b>544,195</b>	<b>162,712</b>	<b>0.43</b>
Cogswell Spring Water Operating	331,440	331,440	0	0.00
Cogswell Spring Warrant Article (Bonded)	350,000	350,000	0	0.00
Wastewater Treatment Operating	514,741	514,741	0	0.00
Overlay, Veterans War Credits	73,000		73,000	0.19
<b>Section Subtotal</b>	<b>1,269,181</b>	<b>1,196,181</b>	<b>73,000</b>	<b>0.19</b>
<b>2012 Totals</b>	<b>6,191,037</b>	<b>3,419,204</b>	<b>2,771,833</b>	<b>7.22</b>
2011 Totals	5,371,744	2,665,559	2,781,849	7.24
Difference				-0.02

# Town Departments & Offices

## Police

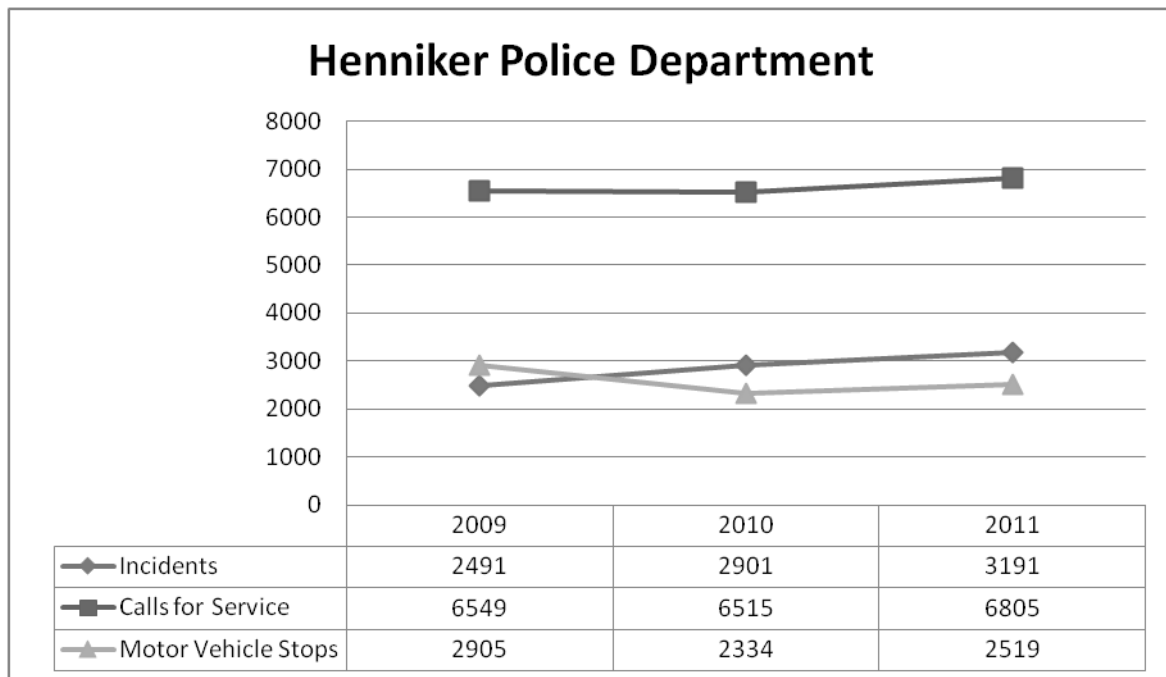
The year 2011 proved again to be a busy and challenging year for us at the Henniker Police Department. Our general calls for service and criminal incident numbers were up and there was a slight drop in our total number of arrests.

This year we focused on visibility for a couple of reasons. Several surrounding towns were experiencing a significant increase in burglary activity. We worked hard to be visible and hopefully prevent burglary activity in Henniker. We did experience 21 burglaries this year, compared to 15 burglaries last year. We did make an arrest of two individuals that were responsible for a total of eight of the burglaries. The second reason we focused on being visible was to enforce traffic safety violations. Last year we had 124 motor vehicle collisions. This year we responded to 118 motor vehicle collisions. For the first time in a couple of years we are happy to report that we did not experience a motor vehicle fatality.



Good luck Neil!

This year we implemented the Nixle notification program. This allows us to make notifications to residents by email or text when a serious incident, missing person, road closure or crime of interest has taken place. This program is free for the department to utilize and there is no cost to the community member. If you are interested please log on to [www.nixle.com](http://www.nixle.com). I maintain my promise to not abuse the system and only put out important information.



---

## Police Department (continued)

---

This year Officer Jeffrey Summers resigned as a full-time police officer to give himself the time to further his education. He has stayed with the department in a part-time officer capacity. Officer Matthew O'Connor, who has worked for the department part-time for about two years, was promoted to the position of full-time officer after an extensive hiring process. He will attend the full-time police academy in April. Matt has a great personality and is an asset to the department and the community.

Officer Neal Martin retired on December 16, 2011 after 17 years of service with the Henniker Police Department and a total of 24 years of law enforcement service. We wish him well in his future endeavors.

Officer Michael Martin graduated his fifth and seventh grade D.A.R.E. classes in 2011. This year the graduations were significant as this is our 20<sup>th</sup> consecutive year teaching D.A.R.E. in the Henniker Community School. The program continues to be provided at no cost to the taxpayers and is funded by donations and fund raising efforts by the Henniker Police Association. We would like to thank the Hillsboro / Henniker Masonic Lodge for their continued support of our program.

Henniker is a great community and relatively safe. With this being said, I urge you to contact the police department if you observe something that appears suspicious or does not seem right. With a population of about 6000 people for 2/3 of the year and 92 miles of roadway, it is impossible to be everywhere. The eyes of the community will assist us all in maintaining a safe community.

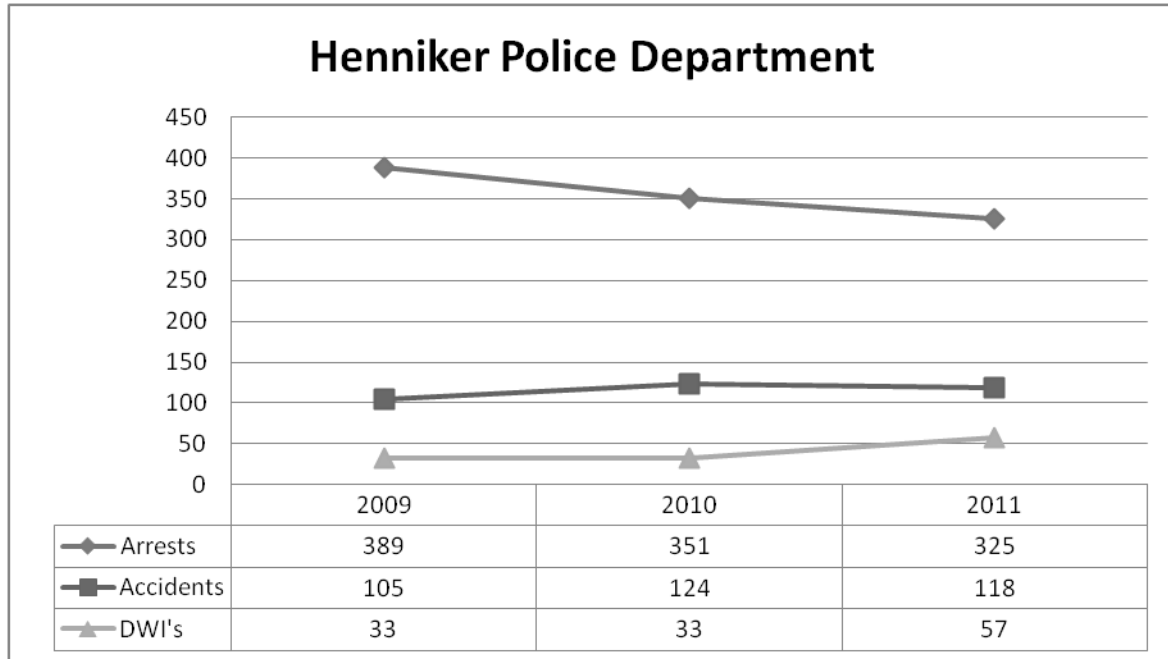
I am very proud of the officers and staff. They are well trained, professional, and care about the community. It gives me a great sense of pride to hear when we do something right, but I also need to know when you think that we don't. Please feel free to contact me if you have any questions or concerns at [hpd.rmurdough@tds.net](mailto:hpd.rmurdough@tds.net).

Ryan Murdough, Chief of Police



BACK ROW LEFT TO RIGHT: Officer Jeff Iadonisi, Officer Stephen Dennis, Officer Michelle Moir, Officer Matthew O'Connor, Officer Amy Bossi, Sgt. Matthew French, Chief Ryan Murdough, Officer Mark Lindsley, Officer Jeff Brown, Officer Jeff Summers and Officer Michael Martin. FRONT ROW LEFT TO RIGHT: Parking Officer Robert Verity, Secretary Gail Abramowicz and Animal Control Officer Water Crane. NOT PICTURED: Office Assistant Amy Collins.

## Police Department (continued)



## 2011 Police Statistics

CATEGORY	JAN	FEB	MAR	APR	MAY	JUN	JUL	AUG	SEP	OCT	NOV	DEC	TOTAL
ALARMS	10	10	10	8	4	13	10	9	9	13	11	8	115
ALCOHOL BEV VIO.	2	9	21	13	11	0	4	4	22	16	9	8	119
ANIMAL COMPL.	17	7	6	14	24	25	14	14	9	11	8	7	234
ANIMAL CRUELTY	0	0	0	0	0	0	0	0	0	0	0	0	0
ARREST TOTALS	11	26	38	34	21	12	29	20	47	31	32	24	325
ARSON	0	0	2	0	1	0	0	0	1	0	0	0	4
ASSAULT 1ST/2ND DEGREE	0	0	2	1	0	0	0	0	0	0	0	0	3
ASSAULT/SIMPLE	0	5	3	3	2	0	3	0	3	0	1	1	21
ASST. FIRE DEPT.	8	6	8	5	6	5	4	6	1	7	4	5	65
ASST. OTHER DEPT	21	6	28	13	15	18	23	15	15	18	17	21	210
ASST. RESCUE	14	22	12	19	17	10	28	21	16	18	11	23	211
ATT. ABDUCTION	1	0	0	0	0	0	0	0	0	0	0	0	1
ATT. SUICIDE	1	0	0	1	0	0	0	0	0	0	0	0	2
ATT. TO LOCATE	0	0	0	0	0	0	0	0	0	0	0	0	0
BAD CHECKS	0	0	2	1	0	0	6	1	0	0	0	1	11
BAIL JUMP/CONTMP	0	1	1	3	0	0	1	0	0	1	0	0	7
BURGLARY	1	0	3	2	1	2	4	1	4	3	1	2	24
CALLS TO NEC	9	22	17	14	3	1	1	2	17	13	9	8	116
CALLS TO PATS PEAK	7	7	6	1	0	0	1	0	0	3	1	1	27
CHILD NEG/ABUSE	0	0	0	0	0	0	0	0	0	1	0	0	1
CHILD PORNOGRAPHY	0	0	0	0	0	0	0	0	0	0	1	0	1
CITIZEN ASSISTS	52	32	53	63	52	66	67	77	79	44	43	49	677
CIVIL STANDBY	1	1	1	0	4	0	2	0	0	0	1	5	15
COMPUTER CRIME	1	0	0	0	0	0	0	0	0	0	1	0	2
CONDUCT AFTER ACCIDENT	1	0	1	0	0	2	2	0	1	1	1	0	9
COUNT. MONEY	0	0	0	0	0	0	0	0	0	0	0	0	0
CRIM. LIABILITY	0	0	0	0	0	0	0	0	0	0	0	0	0
CRIM. MISCHIEF	2	3	2	6	0	3	4	3	3	2	1	1	30

# Police Department (continued)

CATEGORY	JAN	FEB	MAR	APR	MAY	JUN	JUL	AUG	SEP	OCT	NOV	DEC	TOTAL
CRIM. RESTRAINT	0	2	0	0	0	0	0	0	0	0	0	0	2
CRIM. THREATEN.	0	0	2	1	1	0	0	1	0	1	1	1	8
CRIM. TRESPASS	1	0	1	3	0	0	0	0	0	0	2	0	7
DEADLY FORCE	0	0	0	0	0	0	0	0	0	0	0	0	0
D.W.I.	2	3	3	10	4	11	5	5	1	0	6	7	57
DISCHARGE FIREARM	0	0	0	0	0	0	0	0	0	0	0	0	0
DISORDERLY CONDUCT	1	0	1	3	0	0	1	0	0	2	1	0	10
DISOBEY POLICE OFFICER	0	1	0	1	0	0	1	0	0	0	0	0	3
DISPATCH CALLS	1217	1042	1260	1179	1175	1079	1121	1031	1176	1099	1088	1184	13651
DISTURBANCE	2	2	7	2	6	7	0	2	3	1	2	6	40
DOMESTIC DISTUR	0	0	0	0	0	0	1	1	4	4	2	2	14
DRUG ARRESTS	3	1	3	4	4	2	5	5	3	9	8	6	53
E911 ERROR CALLS	0	1	0	3	3	4	1	0	1	2	0	0	15
E LIGHTS/PRO USE	0	0	0	0	0	0	0	0	0	0	0	0	0
EMOT.DIS.PERSON	0	0	0	2	2	0	0	0	1	0	3	1	9
ENDANG. CHILD	0	0	0	0	0	0	0	2	0	0	1	0	3
EXPOSE MINOR TO HARM (PORN)			1	0	0	0	0	0	0	0	0	0	1
FAC.UNDERAGE PARTY	0	1	1	0	0	0	0	0	4	0	0	0	6
FALSE FIRE ALARM	0	0	0	0	0	0	0	0	0	0	0	0	0
FALSE REPORT	0	0	0	0	0	0	0	0	0	1	0	0	1
FATAL FIRE	0	0	0	0	0	0	0	0	0	0	0	0	0
FINGERPRINTING NON- CRIMI-													
NAL	9	2	5	5	3	11	8	28	22	15	9	13	130
FORGERY	0	0	0	0	0	1	0	0	1	0	0	0	2
FOUND PROPERTY	1	3	2	0	5	3	2	5	5	0	8	2	36
FRAUD	0	0	0	0	0	1	0	0	0	0	0	0	1
FUGITIVE FROM JUSTICE	0	0	0	0	0	0	0	0	0	0	0	0	0
HABITUAL	0	0	0	0	0	0	0	0	0	0	0	0	0
HARASSMENT	0	0	2	1	0	0	2	0	0	1	0	0	6
HGWY MARKINGS	0	0	0	0	0	0	0	0	0	0	0	0	0
HOMICIDE	0	0	0	0	0	0	0	0	0	0	0	0	0
INDECENT EXPOSURE	0	0	0	1	0	0	0	0	1	0	0	0	2
INVOL.EMERG.ADM.	0	0	0	0	0	0	0	0	0	0	0	0	0
JUV.INVESTIGATION	1	0	1	2	1	4	0	3	2	0	0	0	14
JUV. RUNAWAY	0	0	1	0	0	0	0	0	0	0	0	0	1
KIDNAPPING	0	0	0	0	0	0	0	0	0	0	0	0	0
LITTERING	0	0	0	0	0	1	0	0	0	0	0	0	1
LOITERING	0	0	0	0	0	0	0	0	0	0	0	0	0
LOST PROPERTY	7	6	2	5	7	7	5	7	10	4	5	6	64
LOST/STOLEN REG	0	0	0	0	0	0	0	0	0	0	0	0	0
M/V ABANDONING	0	0	0	0	0	0	0	0	0	0	0	0	0
M/V ACCIDENTS	11	15	13	5	6	10	7	7	14	8	7	12	115
M/V COMPLAINT	21	17	11	14	23	14	10	18	14	9	13	9	173
M/V FATALITY	0	0	0	0	0	0	0	0	0	0	0	0	0
M/V SUMMONS	34	22	24	20	27	29	32	23	28	29	27	18	313
M/V THEFT	0	0	0	0	0	0	2	0	0	0	0	0	2
ATT. MV THEFT	0	0	0	0	0	0	0	0	0	0	0	0	0
M/V WARNINGS	200	139	251	215	175	229	249	153	168	116	146	175	2216
MISSING ADULT	0	0	0	0	0	0	0	0	0	1	0	0	1
MISSING JUVENILE	0	0	1	0	1	0	1	0	0	0	0	0	3
MOTORIST ASST.	16	27	19	20	14	10	12	10	14	21	11	16	190
NEG. DRIVING	1	0	0	0	0	0	0	0	0	0	0	0	1
NEG. HOMICIDE	0	0	0	0	0	0	0	0	0	0	0	0	0



## Police Department (continued)

CATEGORY	JAN	FEB	MAR	APR	MAY	JUN	JUL	AUG	SEP	OCT	NOV	DEC	TOTAL
NOISE ORDINANCE	2	3	5	5	9	2	11	13	13	14	4	4	83
NONATTENDANCE IN SCHOOL	0	0	0	0	0	0	0	0	0	0	0	0	0
OBSTRUCT REPORT OF CRIME			2	0	0	0	0	0	0	0	1	0	3
OHRV VIOLATIONS	0	0	0	2	0	0	0	0	3	0	1	0	6
OP AFT SUS.LIC/REG	2	1	2	1	2	1	3	2	2	1	5	3	25
OPEN CONTAINER	0	0	0	0	0	1	5	0	0	0	0	0	6
PAPERWORK SRVD	14	10	8	9	6	9	5	9	3	10	6	9	84
PARKING TICKETS	51	55	55	56	20	0	0	0	50	62	69	25	443
POLICE INFO.	14	12	13	32	26	24	26	34	17	19	12	7	236
POSS.BURG.TOOLS	0	0	0	0	0	0	0	0	0	0	0	0	0
POSS. FIREWORKS	0	0	0	0	0	0	0	0	0	1	0	0	1
POSS. TOBACCO	0	0	0	0	0	0	2	0	0	0	0	0	2
POSS/USE FALSE ID	0	0	0	0	0	0	0	0	1	0	1	0	2
PRO.SALE ALCOHOL	0	0	0	0	0	0	0	0	0	0	0	0	0
PROTECTIVE CUSTODY	0	1	3	1	0	0	0	3	12	2	0	1	23
PROWLING	0	0	0	0	0	0	0	0	0	10	0	0	10
PUBLIC URINATION & DEFICA- TION									1	1	0	0	2
RECEIVING STOLEN PROPERTY	0	1	0	0	0	0	1	0	0	0	1	1	4
RECKLESS CONDUCT	0	0	1	1	1	0	0	0	0	0	0	0	3
RECKLESS OPERATION	1	0	0	2	0	2	1	0	1	0	1	0	8
RESISTING ARREST	0	0	1	1	0	0	3	0	1	3	0	0	9
RESTRAINING ORDERS	1	2	3	1	0	1	2	0	1	1	1	1	14
ROBBERY	0	0	0	0	0	0	0	0	0	0	0	0	0
SEXUAL ASSAULT	0	0	1	0	0	0	0	0	0	0	1	2	4
SEX OFFENDER REGISTRY	2	0	0	1	0	0	0	0	0	0	0	1	4
STALKING	0	0	0	1	0	0	0	0	0	0	0	0	1
STUDENT HAZING	0	0	0	0	0	0	0	0	0	0	0	0	0
SUICIDE	0	0	0	0	0	1	0	0	0	0	0	0	1
SUSPECTED DRUG ACTIVITY	1	0	1	0	1	1	0	0	0	0	1	0	5
SUSP.MV/PERSON	14	9	7	10	8	3	6	14	18	17	13	12	131
TAK W/O CONSENT	0	0	1	0	0	0	0	0	0	0	0	0	1
THEFTS	18	20	7	5	4	1	6	1	7	6	2	6	83
TOWN ORDINANCE	0	0	0	0	0	0	0	0	0	0	1	0	1
UNAUTH. USE OF VEHICLE	1	0	0	0	0	0	0	0	0	0	0	0	1
UNAUTH. USE RENTAL PROP.	0	0	0	0	0	0	0	0	0	0	0	0	0
UNTIMELY DEATH	1	1	0	0	0	1	0	1	0	0	0	0	4
VIOLATION PROBATION/PAROLE	0	0	0	0	0	0	0	0	0	0	0	0	0
VIOLATION PROTECTIVE ORD.	0	0	0	0	0	1	1	3	0	2	1	1	9
WARRANT SERVED	2	0	1	0	0	0	1	0	0	3	2	1	10
WEAPON VIOLATION	0	0	0	0	0	0	0	0	0	0	0	0	0
WELFARE CHECK	7	12	7	3	5	3	5	8	14	16	8	8	96
WILLFUL CONCEALMENT	0	0	0	0	0	0	0	0	0	0	0	0	0
WITNESS TAMPERING	0	1	0	0	0	0	0	0	0	0	0	0	1
<b>TOTALS</b>	1817	1569	1945	1828	1700	1631	1746	1562	1843	1488	1623	1704	20456

---

# Animal Control

---

Wish to express appreciation to the citizens of Henniker for your support and continued commitment to Animal Control.

2011 was active with lost dogs, strays, abandoned dogs (some friendly / some do so friendly), dog/cat bites, nuisance animals (domestic/wild). Some requiring quarantine due to the possibility of rabies exposure/involvement with humans.

**Wild Animals:** Enjoy wild animals only from a distance, Never handle or attempt to pet, handle or feed wildlife

If you think, a wild animal may be sick or injured, call one of the following listed below (all area codes are 603):

Animal Control Officer /  
Henniker Police Department, 428-3213  
Henniker Health Officer, 428-3221  
NH Fish & Game, 271-3421  
NH Div of Public Health, 271-4496  
NH State Veterinarian, 271-2404

**West Nile Virus (WNV):** West Nile virus is spread by the bite of a mosquito that has fed on infected animals. Most people bitten by an infected mosquito never get sick, and most of the rest see only flu-like symptoms. Call your physician if you do not feel well. Don't wait! Further information can be found at:  
<http://www.cdcgov/ncidod/dvdid/westnile/q&a.htm>

**Be Careful !**  
**Protect Your Family, Yourself & Neighbors!**  
**Have all your animals vaccinated!**

**Rabies** (an incurable deadly disease) is still a threat to warm blooded animals and people. With the raccoons, foxes and bats still carrying the virus all animals must continue to be vaccinated and care must be taken when dealing with all animals. Very cost effective .

**Town License and Rabies Tags required on all dogs ....**

**Be responsible** - No pet should be allowed to breed indiscriminately. Please spay/neuter your animals and provide your animal with some form of identification, be it a license tag, rabies tag, ID tag, tattoo or microchip. In doing so, these lost animals will not add to the shelter population problem because they are carrying their: **"Ticket home"**

Thank you! For your time, support and cooperation during the past year.

Respectfully submitted,  
Walter Crane  
Animal Control Officer  
(Since 1/03/1989)

---

# Fire Department

---

I would like to recognize the hard work and dedication of the members of the Fire Department who serve our community with pride. Members respond to calls night and day, from home and from work. Their efforts to protect our community require significant personal commitment with many sleepless nights, time away from their families and personal financial loss. Their dedication is remarkable and I thank each of them for another successful year.

## Incidents

During 2011 the Fire Department responded to 344 incidents. This number does not include medical calls. These calls included:

- |  |  |  |
|--|--|--|
| <input type="checkbox"/> 33 building fires | <input type="checkbox"/> 63 motor vehicle accidents    | <input type="checkbox"/> 76 false alarms                           |
| <input type="checkbox"/> 7 chimney fires   | <input type="checkbox"/> 1 search for a person         | <input type="checkbox"/> 9 severe weather & Natural Disaster calls |
| <input type="checkbox"/> 5 vehicle fires   | <input type="checkbox"/> 1 swift water rescue          | <input type="checkbox"/> 4 special incidents                       |
| <input type="checkbox"/> 5 brush fires     | <input type="checkbox"/> 28 hazardous conditions calls |  |
| <input type="checkbox"/> 5 trash fires     | <input type="checkbox"/> 25 service calls              |  |
| <input type="checkbox"/> 3 other fires     | <input type="checkbox"/> 79 good intent calls          |  |

## Fire Prevention

We continued two of our successful fire prevention programs this year. We provided fire prevention training at the Henniker Community School and with area preschools. This year we worked with New England College staff to present a training day for student residence hall supervisors. In the past we conducted this training at the NH Fire Academy, this year we did it all here in Town.

We performed 131 plan reviews/inspections of properties in Town to ensure adequate fire protection and life safety measures were in place.

## Donations

During 2011 the Fire Department was the recipient of several significant donations. Ron & Martha Taylor donated a building on property they own on Stone Falls Road for department training. We conducted multiple training sessions at the property which culminated with a full day of live-fire training for our Department and surrounding Towns.

The Henniker Firefighters Association donated a command console for the incident command vehicle and an RIT pack which is used to rescue trapped firefighters. These two donations were made possible by the fundraising activities of the Firefighters Association members and memorial donations made to the Association.

The Department would like to thank the members of Fire Department Auxiliary for their assistance during 2011 at calls, mutual aid drills and other activities.

I would like to remind all residents to number their houses. These numbers should be visible from the street and be on both sides of your mail box-this will help us find your location in the time of an emergency.

Respectfully Submitted,  
Keith Gilbert, Chief

## ONLY YOU CAN PREVENT WILDLAND FIRE

---

# Forest Fire Warden and State Forest Ranger

---

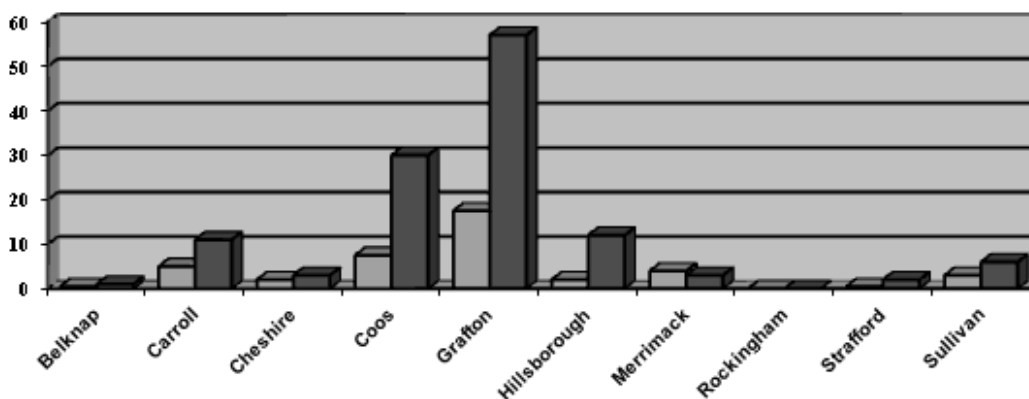
Your local Forest Fire Warden, Fire Department, and the State of New Hampshire Division of Forests & Lands, work collaboratively to reduce the risk and frequency of wildland fires in New Hampshire. To help us assist you, please contact your local Forest Fire Warden or Fire Department to determine if a permit is required before doing ANY outside burning. Under State law (RSA 227-L:17) a fire permit is required for all outside burning, unless the ground is completely covered with snow. The New Hampshire Department of Environmental Services also prohibits the open burning of household waste. Permits can be obtained by visiting the fire station Monday – Friday from 7:00 AM to 5:00

# Forest Fire Warden and State Forest Ranger

PM. If you are unable to get a permit during regular business hours, call 848-5079. The Warden and Deputy Wardens answer this phone on a rotating schedule. The Warden on call should be able to help you obtain a permit. We now have email addresses for most of our seasonal permit holders so we can contact you directly when weather conditions require suspension of permits. Citizens are encouraged to contact the local fire department or DES at 603-271-1370 or [www.des.state.nh.us](http://www.des.state.nh.us) for more information. Safe open burning requires diligence and responsibility. Help us to protect New Hampshire's forest resources. For more information please contact the Division of Forests & Lands at (603) 271-2214, or online at [www.nhdf.org](http://www.nhdf.org).

Both in terms of the number of fires, as well as the number of acres burned, this past fire season was the smallest since records have been kept. Extensive rainfall virtually all season long kept the fire danger down. When fires did start they were kept very small. The largest fire for the season was only 5.4 acres which occurred in Littleton on May 2nd 2011. There was however a small window of high fire danger in the northern third of the state during July when little rainfall was recorded. During this time there were a number of lightning started fires which are fairly unusual in New Hampshire. As has been the case over the last few years, state budget constraints have limited the staffing of our statewide system of 16 fire lookout towers to Class III or higher fire danger days. Despite the reduction in the number of days staffed, our fire lookouts are credited with keeping most fires small and saving several structures due to their quick and accurate spotting capabilities. The towers fire spotting was supplemented by contracted aircraft and the NH Civil Air Patrol when the fire danger was especially high. Many homes in New Hampshire are located in the wildland urban interface, which is the area where homes and flammable wildland fuels intermix. Several of the fires during the 2011 season threatened structures, a constant reminder that forest fires burn more than just trees. Homeowners should take measures to prevent a wildland fire from spreading to their home. Precautions include keeping your roof and gutters clear of leaves and pine needles, and maintaining adequate green space around your home free of flammable materials. Additional information and homeowner recommendations are available at [www.firewise.org](http://www.firewise.org). Please help Smokey Bear, your local fire department, and the state's Forest Rangers by being fire wise and fire safe!

Respectfully Submitted,  
Keith Gilbert, Forest Fire Warden




Causes of Fire Reported	
Arson	7
Debris	63
Campfire	10
Children	2
Smoking	9
Railroad	1
Equipment	1
Lightning	3
Misc.	29

\*Misc.: power lines, fireworks, electric fences, etc.

COUNTY STATISTICS		
County	Acres	# of Fires
Belknap	.5	1
Carroll	5	11
Cheshire	2	3
Coos	7.5	30
Grafton	17.5	57
Hillsborough	2	12
Merrimack	4	3
Rockingham	0	0
Strafford	.5	2
Sullivan	3	6

ABOVE: 2011 Fire Statistics - all fires reported as of November 2011. Figures do not include fires under the jurisdiction of the White Mountain National Forest.

Total	Fires	Total Acres
2011	125	42
2010	360	145
2009	334	173
2008	455	175
2007	437	212



---

# Capital Area Mutual Aid Fire Compact

---



## CAPITAL ARE MUTUAL AID FIRE COMPACT

President: Chief Ray R. Fisher

Chief Coordinator: Dick Wright

P.O. Box 3962, Concord, NH 03302-3962

Email: [capareac1@myfairpoint.net](mailto:capareac1@myfairpoint.net)

Telephone: 603-225-8988 / Fax: 603-228-0983



## 2011 ANNUAL REPORT TO BOARD OF DIRECTORS

The 2011 annual report is prepared for the Board of Directors of the Capital Area Fire Compact as a summary of general activities for the 2011 calendar year. It is also forwarded to the Town offices of the Compact's member communities for information and distribution as desired.

This organization was created forty five years ago when a handful of fire chiefs decided they needed to work together by sharing equipment and personnel resources to provide better fire protection and quicker responses to their communities. In addition to fire protection, fire departments now provide emergency medical services as well. Approximately 70% of the Compact's call volume represents medical emergency responses.

The Compact provides 24/7 emergency dispatch service to its twenty member communities. This service is contracted with the City of Concord Fire Department's Communications Center utilizing eight shift dispatchers and the Dispatch Supervisor. Fire and Emergency Medical dispatched calls totaled 21,127 in 2011, an increase of 1.7% from the previous year. The detailed activity report by agency is attached.

The Compact's operational area is currently 711 square miles with an estimated resident population of 125,004. The latest Equalized Property Valuation published by NH Department of Revenue Administration is 12.2 billion dollars for our member area. All departments participate in automatic responses to other communities as needed.

The Chief Coordinator responded to 173 incidents in 2011, and provided command post assistance on major incidents. He also aids all departments with response planning and updating addressing information.

Current Compact officers, elected in January 2011, are:

President, Chief Ray Fisher, Boscawen    Vice President, Chief George Ashford, Northwood  
Secretary, Chief Alan Quimby, Chichester    Treasurer, Chief Daniel Andrus, Concord

Installation of the Homeland Security funded microwave point-to-point communications was completed in 2011. We also have grant approval for cross training of dispatchers of the Capital Area Fire Compact with the dispatchers of the Lakes Region Mutual Fire Aid dispatch center in Laconia. This provides redundancy for both systems in the event of a major failure for any reason at either site. These two dispatch centers provide fire and EMS dispatching to a large area of Central New Hampshire.

The 2011 Compact operating budget was \$ 932,187. All Compact operations, including the Chief Coordinator's position, office, command vehicle, and dispatch services are provided by the member communities based on local property valuations and population.

The Training Committee chaired by Assistant Chief Dick Pistey, with members Chiefs Keith Gilbert, Gary Johnson, and Peter Angwin assisted all departments with mutual aid exercises. These joint drills provide valuable training in the delivery of our emergency services.

The Central New Hampshire HazMat Team represents 56 communities in Capital Area and the Lakes Region area and is ready to assist or respond to hazardous materials incidents in our combined area. Hazardous Materials Team Chief Bill Weinhold encourages all communities to participate in the Regional Emergency Response Commission (REPC) planning programs and to take advantage of hazardous materials training for local departments.

---

## Capital Area Mutual Aid Fire Compact (continued)

---

All departments are encouraged to send representation to all Compact meetings. Your input is Needed and your members need to be informed of all Compact activities and planning.

We thank all departments for your cooperation. Please contact any Compact officer or the Chief Coordinator if we may be of assistance.

Dick Wright, Chief Coordinator  
CAPITAL AREA FIRE COMPACT

ALLENSTOWN ~ BOSCAWEN ~ BOW ~ BRADFORD ~ CANTERBURY ~ CHICHESTER ~ CONCORD ~ DEERING ~ DUNBARTON ~ EPSOM ~  
HENNIKER ~ HOOKSETT ~ HOPKINTON ~ LOUDON ~ NORTHWOOD ~ PEMBROKE ~ PITTSFIELD ~ SALISBURY ~ WARNER ~ WEBSTER

---

---

## Henniker Fire Auxiliary

---

### Henniker Fire



### Auxiliary

The Henniker Fire Auxiliary is a non-profit organization providing assistance to the firefighters and ambulance members during large fires, accidents, and weather related events. We fund our efforts primarily from donations and our Cookie Craze which is held the first Sunday in December every year. This year we helped the ambulance raise money for two CPR devices which will be placed in service February 16<sup>th</sup>. We provided breakfast for the fire and rescue personal during a river search in April and also prepared food for the Fireman's ball held at Pats Peak in November. We recently added 5 new members which doubled the size of our group. We welcome Ashley French, Kelly DeMoura, Rachael Frost, Stephanie Brown, and Jennifer McCourt. We thank all the people that continue to support our organization through donations and/ or purchases at our fundraiser. It would not be possible without you.

Respectfully submitted,  
Heather French, President

Other members include Vice President Shelagh Mannix, Treasurer Nancy DeMoura , Secretary Cindy Marsland and Ryan Hornblower .

---

# Highway Department

---

**A YEAR IN REVIEW 2011:** December 12, 2011 marked one year as Road Agent for the community of Henniker. I am pleased to be here and have found it rewarding to work with all of the boards, departments, committees and townspeople. My first week started with the retaining wall project on Old Concord Road, with cold and snow arriving simultaneously. The retaining wall project ran into issues of unsuitable materials within the first couple of days of work, which put a sudden halt to the project. Another contractor was hired to come in and continue with the project, however snow and frost ultimately shut the project down for the winter. After the spring thaw, the original contractor renegotiated and came in to finish the project. Our department worked closely with the contractor to see it through.



ABOVE: Parts of Craney Hill Road were severely damaged during Hurricane Irene.

January, February and March proved to be cold and snowy, keeping the crews very busy with winter operations and equipment repairs. The many hours spent with the crew during these first few months gave me a good feel about the crew, not only getting to know them but also finding their strengths as well as areas to work on, and the same for them regarding myself. I feel that we have developed a good working relationship. Spring finally arrived and we went right to work putting up our winter sand, as the roads were still too wet to work on as well as giving us one less thing to do in the fall.

As soon as we could work the roads, we went right to work on Old Concord Road reconstructing approximately 4,500 feet. We replaced culverts, repaired others and added concrete headwalls. Pike came in and reclaimed the old pavement and then we added 304.5 state-spec gravel at a depth of 6 inches, then ground that material in with the old asphalt and compacted the new base. Then a 2.5-inch base-pavement was put down by R&D Paving. Grading of unpaved roads, culvert cleaning, street sweeping, brush cutting and line striping were also being done at this time. We then continued through the summer, ditching and adding gravel to Liberty Hill, Morrison, and Gould Pond roads, as well as some short sections of other roads around town. The middle part of August our mechanic Brian Wiekell had both of his knees replaced. Having Brian out for most of eight weeks and part-time for a few weeks afterwards certainly left a void in our operation, but everyone chipped in to keep things going.

Hurricane Irene showed up and left us with some road damage - the worst being the Temple Road bridge (which is being worked on by our engineer) and Craney Hill Road (which we put a repair plan together for right away). We were able to get equipment mobilized immediately, and we were able to get traffic through within a couple of days. We worked diligently the next few weeks to completely reconstruct 900-feet of this road. We replaced all of the culverts, added concrete headwalls, put in an average of 3-feet of 304.5 state-spec gravel and compacted in lifts, then capped the entire section with 1.5-inch crushed gravel. We removed many truckloads of unsuitable material. We then installed 800-feet of 8-inch under-drain, rip rapped the ditch lines, then loamed and seeded the slopes. We then hired Advanced Paving to install 2-inches of base pavement and 1-inch of topcoat. We finished up the job with hard-pack shoulders. All in all, the entire job went very well and every one, including the subcontractors, chipped in and worked well together getting the job complete. It looks like the town will receive a good sum back from FEMA (Federal Emergency Management Agency) for this project, which will be great as we hope that it will enable us to finish Old Concord Road which we were not able to because the funding that we had for this purpose was used on Craney Hill Road.

The sidewalk on Western Avenue was also completed this year. Other summer projects included reconstructing

---

## Highway Department (continued)

---

several catch basins on Main Street, replacing culverts in various locations, patching potholes, summer and fall grading and shimming with the grader. The entire year proved to be very wet which did not help with the many beaver issues around town that kept us chasing blocked culverts; those beavers are very persistent.

Just before Halloween we received 23-inches of wet snow. Then, just before Thanksgiving, we were blessed with another 7-inches. It looks like we are going to close out December with 3-inches of snow for the month and several freezing rain storms. However, looking out the window as I write this, it certainly does not look like we have had 33" of snow this fall.

We were able to sandblast and paint the frame and dump body on Truck 604 and the frame on 606, and also a portion of the grader. This is something that we need to do more of to try to prolong the life of these vehicles as long as we can.

It has been a great experience working for the town of Henniker this past year and I look forward to many more. Thank you for the opportunity.

Respectfully submitted,  
Carl Knapp,  
Superintendent / Road Agent

---

## Cogswell Spring Water Works

---

<b>Cogswell Spring Waterworks Report of the Treasurer for Year 2011</b>			
<b><u>Citizens Bank - Operating</u></b>			
Beginning Balance 1/1/2011			14,396.99
Received From Tax Collector	305,681.51		
Received from Town - Hydrant Rental	3,950.00		
Water Connection Fee Revenue	1,500.00		
Misc Revenues	42.25		
Interest on Investment	64.90	311,238.66	
Wire Out - General Fund		-134,028.31	
Wire Out—Due to General Fund		-186,740.00	
<b>Ending Balance 12/31/2011</b>			<b>4,867.34</b>

At the 2012 Town Of Henniker Town Meeting the Water Commissioners will be asking for your support on a bond in the amount of three hundred fifty thousand dollars (\$350,000.00). This money is needed for two projects. The first project will be the repair of the Depot Hill Water Storage Tank. On June 24<sup>th</sup> 2011 the water department personnel were forced to take the Depot Hill Water Storage Tank off-line because it was found to be leaking. Norman informed the Water Commissioners that the water department was now down to one storage tank. After getting prices on whether to replace or repair the tank, it was determined that the best solution would be to repair the tank. The repair will consist of cleaning and coating the inside of the tank with a watertight material. The outside roof cap will be cleaned and coated

as well. A new access hatch will also be installed. The Depot Hill tank was built in 1914-1915 and this will be the first major repair that it has needed. The town's demand for water is growing and the water department needs both tanks on line to keep up with that demand. The cost of this project is two hundred twenty thousand dollars, (\$220,000.00). The cost to replace it would be well above the five hundred thousand dollar mark.

The second project is to replace a section of six-inch water main with an eight-inch water main. The replacement will begin at the police station on Western Avenue going westbound to Liberty Hill Road. The project will include installing and lowering two thousand feet of new water main, installing several new gate valves for more efficient system maintenance, increasing pipe size for better water flow and supply more water to West Henniker water users. The cost of this project is one hundred thirty thousand dollars, (130,00.00).

In 2011 the Water Commissioners hired a long overdue second person for the water department. Welcome aboard Ryan Bumford. Ryan grew up in Henniker and has worked part time for the water department since attending high school. After graduating from John Stark Regional High School, Ryan enlisted in the United States Marine Corps where he



---

## Cogswell Spring Water Works (continued)

---

served four years. Upon completing his commitment with the Marine Corps he enrolled in a small engine repair course in Hartford Connecticut. Ryan completed the program and came back to work at the water department part time until the Commissioners hired him as an Operator full time in the spring of 2011.

In 2011 the water department personal responded to two large diameter main breaks, and three emergency service line shut-offs due to broken valves inside customers homes. Located and marked out several water lines for Dig Safe Inc, replaced a failed flow switch in pump station two, had to replace both flow recorders due to power spikes from public service, installed two new water service lines, shut off seven service lines so plumbers could change the shut off valves at the customers end and continued to work on updating the service box location cards. This summer you will see the water department personal out verifying the locations of those service boxes for the records.

The amount of water that the water department delivered to its customers from water wells one and two in 2011 was eighty-two million, four hundred eighty thousand, and seven hundred seventy two gallons (82,480,772).

Respectfully Submitted by  
Norman Bumford, Superintendent

---

## Wastewater Treatment Plant

---

In 2011 the Henniker Wastewater Treatment Plant processed 78 million gallons of wastewater and 144,000 gallons of septage, which produced 256 tons of biosolids. The biosolids were shipped to the Merrimack, NH Composting Facility for further treatment and ultimate disposal.

In June of 2011 installation was completed on our new 200 KW stand-by generator, this unit replaced a 35 year old generator. As of this writing, bid specifications are being sent out to several mechanical contractors to replace our plant boiler and controls, original equipment from 1976.

These projects are financed by the Wastewater Departments reserve fund with no additional cost to the rate-payers. In 2012 we will begin preparing the necessary documents needed to replace the stand-by generator at the West Henniker Pump Station, also original plant equipment. We have also completed the bid process for cleaning and televising 1.9 miles of sewer main. This project has been awarded and work will begin as soon as the weather permits.

<b>Henniker Wastewater Treatment Report of the Treasurer for Year 2011</b>			
--	--	--	--

<b><u>Citizens Bank - Operating</u></b>			
---	--	--	--

Beginning Balance 1/1/2011			296,456.58
Received From Tax Collector	511,851.06		
Received from State of NH Grant	11,084.00		
Received from Septage Disposal Fees	6,342.50		
Received from Sale of Assets	11,402.00		
Interest on Investment	220.30	540,899.86	
Wire Out - General Fund		-226,084.00	
Wire Out—Due to General Fund		-353,250.00	
<b>Ending Balance 12/31/2011</b>			<b>258,022.44</b>

Henniker's Chief Operator, Kurt Robichaud has completed the New Hampshire Department of Environmental Services 2011 Wastewater Management Candidate School. This course is comprised of 72 hours of classroom training, 6 hours of operator exchange and 2 speaking assignments along with a home study course, which earned Kurt an additional 45 training contact hours. The objective of this course is to train future managers so they are confident with the tools they are supplied with and to ensure they have the ability to apply them to be successful managers. Congratulations Kurt!

Respectfully submitted by  
Ken Levesque, Wastewater Superintendent  
Kurt Robichaud, Chief Operator  
Mike Colby, Operator

---

## Transfer Station / Recycling Center & Parks and Properties Department

---

For 2011, we shipped 1386.53 tons of trash to the incinerator. This is significantly less than the 1814.36 tons we shipped in 2010. This lower amount was mainly due to a local commercial trash hauler opting to take the trash he picks up in Henniker somewhere other than the Penacook incinerator midway through 2010. The Town of Henniker is not financially responsible for trash delivered anywhere other than Penacook so this has resulted in a budget reduction of this particular line item of about \$35,000 for 2012.



Our recycling rate at the transfer station for 2011 was 29.1%.

ABOVE: The 1972 truck purchased to move trailers at the facility, saving several thousand dollars in transportation costs.

When we factor commercially

hailed trash into the equation (where we have no control as to what gets recycled), our recycling rate fell to 27%.

Recycling revenue for 2011 was much improved over 2010 as recycled materials markets continued to pay high prices until a significant drop in October. Gross recycling revenue for 2011 was \$69,061 as compared to \$42,653 for 2010. When you factor in our avoided cost by recycling of \$46,011, recycling gained us \$115,072.

We sent out 24 loads of C&D /building debris with a total weight of 287.2 tons, at a cost of \$24,301 for disposal and transportation. All of these quantities were down from 2010. Our average container weight was 11.96 tons so our backhoe is still paying for itself by allowing us to pack more material into a container than we used to be able to do with a loader.

We began crushing our own glass again in 2011 with the glass crusher we bought many years ago. This has saved us approximately \$3700 this year in glass disposal fees and hauling charges and produces a useful product of processed glass aggregate that is used by our highway department.

2011 saw us add a vehicle to our fleet. We purchased a 1972 Ford cab over truck and converted it into a tractor-trailer for use at our facility only. This allows us to fill our trash trailers completely and then have them hauled to the incinerator. Previously we had to schedule our trash trailer hauls on a set basis regardless of how much trash was inside them. Now, we can fill the trailer, move it away from the hopper and place an empty trailer in its place and then call to have the full trailer hauled away. This will reduce our trash transportation significantly and should save us about \$7500 for 2012.

A new recycling program was started in early 2011. We now recycle non-ferrous metal separately from light iron (scrap metal). Non-ferrous metal includes things such as copper, brass, aluminum, stainless steel, electric motors, lead and lead acid batteries, copper wire and anything else metal that will bring in more revenue than scrap metal. This program earned us \$8119 in only 9 months of operation for 2011. 7.85 tons of this material was recycled making it worth \$1034 per ton compared to \$200-\$260 per ton if sold as scrap metal.

Lastly, I would like to once again stress the importance of increasing the amount of material that we recycle in Henniker. While our recycling rate for solid waste that passes through the Transfer Station is pretty good, it could always be a lot

---

## Transfer Station / Recycling Center & Parks and Properties Department (continued)

---

better. To those of you who currently recycle, we say THANK YOU! To those who currently do not recycle, a little “food for thought”, recycling is one way for every taxpayer to directly influence the tax rate for the town, i.e., the more we recycle, the less expensive it is to operate the Transfer Station and the more revenue the Transfer Station can generate to help offset taxes.

### **Parks & Properties Department**

2011 was again a busy year for the Parks & Properties department. Aside from completing all of our regular on-going grounds and building related tasks, we completed several other additional projects. Our regular on-going tasks include:

- ◆ Shoveling/sanding walkways and steps in front and back of the Town Hall, front and back of the Grange, front and back of the Tucker Free Library, front of the Police Department, front of the Historical Society, front and back of the Community Center and the steps from Main Street to the riverside parking lot.
- ◆ Mowing and trimming grass at all town facilities, parks and athletic fields. This includes roughly 17 acres of grass to be cut each week (with athletic fields requiring twice a week cutting at certain times of year).
- ◆ Plant and maintain all flower pots and flower gardens on town property.
- ◆ Leaf removal from around all town buildings and parks.
- ◆ Various duties at town buildings including setting up chairs for events at the Community Center, moving boxes in the Town Hall, light carpentry and plumbing tasks, changing between summer and winter doors at the library, and installing and removing A/C units at Town Hall.

Additional projects included: dragging and lining the baseball and softball fields for each game, poured a concrete pad and replaced the entryway light at the food pantry, re-painted the handrail and water-sealed the stoop at the community center, re-stained all the picnic tables and the soccer field benches, removed the 2 overgrown bushes in front of the Woodman Memorial, built a custom shelf for the Town Hall and removed most of the dead trees in Azalea Park.

Respectfully submitted,  
William McGirr, Superintendent



ABOVE: Pete Fernandes(in the skidsteer) and Marc Boisvert crushing glass, saving money on disposal costs and creating a useful aggregate product for our highway department.

# 2011 Recycling Results

<b>Items</b>	<b>Weight (tons)</b>	<b>Gross Revenue</b>	<b>Avoided Cost*</b>
Used Clothing (estimate)	19.50	n/a	\$1,302.60
Plastics (#1 - #7)	16.32	\$6,819.66	\$1,090.18
Cardboard/Newspaper	109.00	\$15,414.45	\$7,281.20
Glass	120.00	n/a	\$8,016.00
Magazines/Mixed Paper	123.60	\$9,613.29	\$8,256.48
Aluminum Cans	5.87	\$9,040.40	\$392.12
Metal	80.61	\$16,808.98	\$5,384.75
Tin Cans	14.76	\$2,563.21	\$985.97
Auto Batteries	2.73	\$1,685.30	\$182.30
Non-Ferrous Metals	5.12	\$6,428.87	\$341.82
Electronic Scrap	0.26	\$480.23	\$17.37
Propane Tanks(estimate)	0.50	n/a	\$33.40
Refrigerators, AC, Freezers etc.(estimate)	12.65	n/a	\$845.02
Swap Shop(estimate)	40.00	n/a	\$2,672.00
Leaves(estimate)	7.00	n/a	\$467.60
Brush/Clean wood-burn pile (estimate)	0.00	n/a	\$0.00
Computers	10.12	n/a	\$676.02
Used Oil (gallons) (estimate)	2300.00	na	\$8,027.00
Used cooking oil	0.45	\$206.25	\$30.06
Rechargeable Batteries & Cell phones	0.14	N/A	\$9.35
<b>Totals</b>	<b>568.63</b>	<b>\$69,060.64</b>	<b>\$46,011.22</b>

<b>Other Monies Received</b>		
Permits		\$441.00
Disposal Fees and Recycling Revenue		\$80,427.29
Household Haz. Waste \$ from other towns		\$9,600
Town of Warner trash		\$512.00
Household Hazardous Waste- NH Grant		\$2,658.00
Haulers Fee		\$12,003.43
State of NH Used Oil Grant		\$785.50
NHTB Recycling Grant		\$500.00
Town of Hopkinton trash		\$187.52
<b>Total Revenue</b>		<b>\$107,114.74</b>
<b>Total Avoided Cost*</b>		<b>\$46,011.22</b>
<b>Grand Total</b>		<b>\$153,125.96</b>

\*Avoided cost is what it would cost to properly dispose of above items if not recycled.  
(This is a conservative number.)

---

# Tucker Free Library

---

## Tucker Free Library – Annual Report 2011

The Tucker Free Library has a long history of being a critical asset to the Henniker community, serving as an outlet for lifelong learning, a conduit to the world of information through technology, and a gathering place for all.

### Downloadable Books and Advantage Program

In 2006 the TFL introduced the concept of downloadable audiobooks to our patrons. The State Library of NH spearheaded the effort to provide an affordable option for our patrons with evolving technologies. By joining the state consortium of libraries, we were able to provide downloadable audiobooks. During the past year the service has expanded to include not only audiobooks and ebooks but also formats compatible with additional devices including iPods, Kindles, and Nooks. Since its launch, the number of books downloaded by Henniker residents has more than doubled!

#### USE STATISTICS FOR DOWNLOADABLE DIGITAL CONTENT AT TUCKER FREE LIBRARY

	Annual Total of all media types	Windows Media Players	Ebooks (including Nook)	iPods/iPads	Kindles
2006	117*	117*	N/A	N/A	N/A
2007	685	685	N/A	N/A	N/A
2008	837	837	N/A	N/A	N/A
2009	1119	1119	N/A	N/A	N/A
2010	1388	940	56	157	N/A
2011	1776	1082	321	328	59 **

\* Launched in September 2006

\*\* Launched in September 2011

In 2012 the Tucker Free Library will continue to promote the emerging technology of downloadable books, offering additional titles and formats through our catalog. Once logged into our site you will see all of our traditional books, all of the NH Downloadable Books (OVERDRIVE), and ADVANTAGE titles. These titles are being purchased for the exclusive use of our patrons, reducing the wait time for popular titles as well as offering materials of interest to our community!

### Follow-up on Apollo Catalog & Circulation Package

In December of 2010 the staff of the library completed the process of moving to a new circulation package. This software includes a much more dynamic catalog for our patrons. It includes the cover art, reviews, and opportunities to customize contact options for overdue notifications as well as reserve availability. Patrons can now receive these types of notifications via email or text message, saving both time and, in the case of overdue notifications, money. The catalog also provides the user with easy login access to our catalog, the NH Downloadable Book Program, and the various databases that are provided by the State Library.

#### New logo for Tucker Free Library

The staff of the Tucker Free Library designed and developed a new logo to be used on library promotional materials, bookplates, and our website. Along with the development of the logo, staff members revised the bookplates used in all materials added to the collection. This new design has greatly reducing processing time, the use of adhesives, and cost per label. The new bookplate allows for a more professional memorial plate. Cost to design and develop new logo: \$0.



# Tucker Free Library (continued)

## Tucker Free Library Website

The TFL website [www.tuckerfreelibrary.org](http://www.tuckerfreelibrary.org) has been restructured and content has been added. Enhanced content includes a monthly list of new materials arriving at TFL, links to various databases, and the Online Newsstand, which provides full-text access to popular magazine titles. Finally, mobile Web access will begin in the Spring of 2012!

## Tucker Free Library

**TUCKER FREE LIBRARY HOME**

EMPLOYMENT OPPORTUNITY

ONLINE NEWSSTAND

DOWNLOADABLE BOOKS

NEW TFL CATALOG!

About Tucker Free Library

Library Calendar

Teen Blog

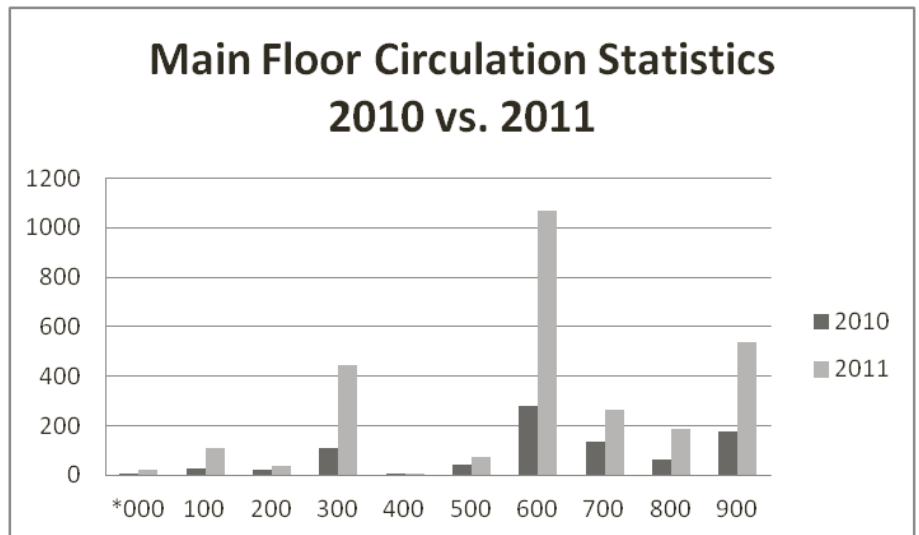
KID'S CONNECTION

Just some of the titles on the Online Newsstand

**Contact the library at 428-3471 for access information and the password for the Online Newsstand!**

## Feedback on Reorganization of Collection

Staff members spent substantial time reorganizing the physical layout of both the Main Floor and the Children's Room. On the Main Floor the small genre collections were integrated into the fiction stacks, and the biographies were integrated into the non-fiction stacks to create an easier to use, consolidated collection. Along with the work to eliminate the genre collections, considerable effort has been made to make our Adult Nonfiction collection not only relevant but also current. Because of this we have seen marked increases in the use of the nonfiction collection, especially in the 300's (job search/resume writing, green living), the 600's (gardening, cooking, home maintenance, animal husbandry, homesteading, and home design/organization), the 700's (sports, fitness, and textile crafts), and finally the 900's (history).



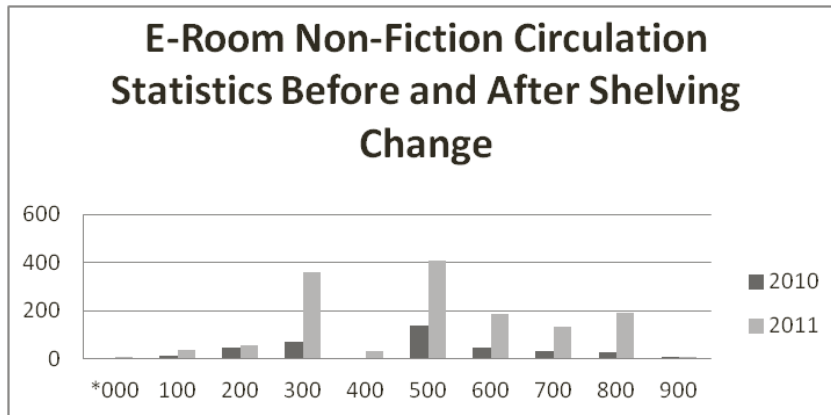
The Children's Room has been made more "kid-friendly" with the introduction of collection areas. Research supports that children come to the library to browse a subject; they are not necessarily looking for books by a particular author. When small children come to the library, they want books on trucks, trains, ballerinas, animals, and dinosaurs. To this

---

## Tucker Free Library (continued)

---

end, our Children's Room collection was organized into categories. For example, both fiction and nonfiction books on trucks will now be located on the same shelf, making the search for books and the learning process more intuitive for youngsters. Connecting our collection to the specific interest of children and their parents means that our library is responding directly to the community's needs and empowering our users to explore, learn, and take full advantage of the collection! The statistical analysis comparing the circulation numbers before and after the change shows a 250% increase in use of the nonfiction materials!!!! The largest increase was seen in the 500's, followed by the 300's, the 800's, the 600's and the 700's.



### Building Improvements

- ◆ Doors in the meeting room – Two new doors were added to the lower level meeting room/storage area. The exterior door was installed with a keypad lock and the interior door replaces a tarp and curtain. These two improvements were made to better secure the lower level as well as create a more energy efficient space. Cost for two customized doors: \$1950.00.
- ◆ Cabinet doors were also added to the shelving areas behind the Main Floor circulation desk. This area was used as display space but it was found to be invisible to patrons and books would not circulate. Additional storage space was created by adding doors and hardware to this space. Cost for customized cabinetry: \$405.90.

### Continuing Maintenance Issues

- ◆ Painting -- The white trim on the exterior of the building has continued to deteriorate resulting in significant scaling and peeling (first reported in the 2008 Town Report). To avoid expensive damage of the architectural details of the trim, the trustees have prioritized this project into components. The top priority is the front of the building (\$5,000), the school side (\$2,000), the parking lot side (\$2,000) and the grange side (\$2,000). The total cost of the project is \$11,000.






---


## Tucker Free Library (continued)

---

- ♦ Carpeting on the Main Floor needs to be replaced (first reported in the 2008 Town Report). There are many areas where the carpeting on the Main Floor is fraying & wearing thin. The lower level carpeting also needs to be addressed; there is significant wear and rippling in the E-room, the J-room, and the hallway to the public restroom. (Quote: Yet To Be Determined.)



- ♦ Antique stained glass windows above the large windows on the Main Floor need to be refurbished. This was first reported in the 2008 Town Report and the energy audit by the Jordan Institute found significant air escape. “In order to keep the original windows, we suggest having them repaired and installing gaskets so that they close properly and tightly saving on heating and cooling.” (Jordan Institute, “The Town of Henniker Energy Analysis of Municipal Buildings,” p. 45.) Quote: Yet To Be Determined.



### Comments on Jordan Report

The Tucker Free Library building was included in the recent municipal energy audit completed by the Jordan Institute. Most remarkably, the Jordan Institute recognized library staff for their energy efficiency. “By comparing the Tucker Free Library to other Libraries across the United States they are in the 85<sup>th</sup> percentile. This means that 15% of libraries are more energy efficient and 85% are less energy efficient. **However, we know this to be because of the low temperatures the building is heated to, the low use of air conditioning in the summer, very low hot water use, and low electrical use due to the diligence of the library staff. If the library were to use energy as a typical library does, there would be a large increase in the ENERGY USE and COS USE numbers. Therefore these numbers and comparisons do not accurately represent the efficiency of the building’s actual performance, but rather the behavior of the library staff.**” (Jordan Institute, “The Town of Henniker Energy Analysis of Municipal Buildings,” p. 43).



## Tucker Free Library (continued)

In the Jordan Institute Report, improvements were grouped into four areas: Building Envelope, Mechanical System, Electrical System, and Renewable Energy Upgrades. These improvements include:

Building Envelope Upgrades	Description	Capital Investment	Annual Savings
	Air seal attic. Build wall and attic door at top of stairs	\$18,354	\$495
	Repair worn gaskets on 7 hopper windows in junior room	\$350	\$220
	Replace door with insulated door; insulated and air seal around new frame in the junior room	\$1,000	\$110
	Install fireplace balloon	\$90	\$275
	Repair and install gaskets on 8 stained glass windows	\$800	\$275
	Add weather stripping to doors to the stairwell	\$120	\$220
	Cap and insulate unused return/supply ducting	\$450	\$220
	Remove header trim, air seal and insulate cavity above pocket door	\$250	\$220
	Insulate the walls of the mechanical and archive room	\$1,532	\$165
<b>Mechanical System Upgrades</b>			
	Insulate all hot water piping	\$200	\$55
	Repair and add insulation to exposed duct work	\$500	\$55
	Testing and balancing ducts	\$1,000	ND
<b>Electrical System Upgrades</b>			
	Add day lighting controls to the main level	\$8,200	\$233
<b>Renewable Energy System Upgrades</b>			
	Install solar powered retrofit to old lamp posts	\$1,300.00.	ND

### Donations and Trust Funds

Thank you to the patrons who donated \$145 to the library by dropping their loose change into the donation boxes at our circulation desks! In addition to this support we also received donations from:

Bob & Sue Pennock for Betty Swanson  
 Rodney & Carolyn Patenaude for Betty Swanson  
 Jennifer Connor for Betty Swanson  
 Bill & Kathy Hadley for Betty Swanson  
 White Mountain Capital Matching Gift for Betty Swanson on behalf of Jennifer Connor  
 Elizabeth & Ephraim Dobbins for Suzanne Dobbins  
 Alicia and David Macleay for Mary F. Kjellman Fund  
 Martha Nemicollo for Mary F. Kjellman Fund  
 Anne Sayce for the General Fund  
 Anonymous for General Fund  
 Henniker Rotary for Walter K. Robinson Fund

# Tucker Free Library (continued)

Helen B. Holmes for the Francis O. Holmes Fund  
 Rodney & Carolyn Patenaude for Robert Fitch Fund  
 Henniker Rotary equipment donation  
 Rebecca & Peter Josephson for General Fund  
 Judie Englander & John Echternach for General Fund

Proceeds from established funds continue to greatly benefit the operation of the library and also allow the purchase of equipment, books, and media in specific categories. These funds include: Marjorie B. Bennett Fund, Scott J. Berry Fund, Helen M. Cammett Fund, Anna L. Childs Fund, D&W and E.L. Cogswell Fund, L.A. Cogswell Fund, Willis Cogswell Fund, Alice Colby Fund, James W. Doon Fund, Robert N. Fitch Fund, Francis O. Holmes Fund, A.D. Huntoon Fund, Mary F. Kjellman Fund, Henry Preston Fund, Walter K. Robinson Fund, Ann S. Soderstrom Fund and the George W. Tucker Fund.

Submitted on behalf of the Trustees of the Tucker Free Library by  
 Lynn M. Piotrowicz, Director.



## Value Added Calculator

Library Service	Service Cost	Based On...	2011 TFL USE	Value to Henniker
Books -- Adult Collection	\$27	Amazon.com average price	10,771	\$290,817
Books -- Early Readers Collection	\$20	Amazon.com average price	8,304	\$166,080
Books -- Junior Room Collection	\$20	Amazon.com average price	2,385	\$47,700
Books -- Young Adult Collection	\$20	Amazon.com average price	1,845	\$36,900
Magazines Borrowed	\$4	Average Newstand price	1,969	\$6,892
Movies -- Adult Collection	\$22	Average price to purchase movie	3,167	\$69,674
Movies -- Early Readers Collection	\$22	Average price to purchase movie	799	\$17,578
Movies -- Junior Room Collection	\$22	Average price to purchase movie	909	\$19,998
Audio Books -- Adult Collection	\$80	Average price to purchase unabridged	1,377	\$110,160
Audio Books -- Downloadable Collection	\$80	Average price to purchase unabridged	1,776	\$142,080
Audio Books -- Early Readers Collection	\$80	Average price to purchase unabridged	27	\$2,160
Audio Books -- Junior Room Collection	\$80	Average price to purchase unabridged	79	\$6,320
Interlibrary Loans	\$30	Amazon.com price plus shipping	1,125	\$33,750
Adult Program Attendance	\$10	Adult admission to museum/event	170	\$1,700
Children's Program Attendance	\$6	Child's admission to museum/event	867	\$5,202
Number of Computer Users	\$45	Monthly cost for home internet	2,705	\$121,725
Hours of Computer Use	\$12	FEDEX/Kinkos price per hour	13,468	\$161,616

# Tucker Free Library (continued)

## Circulation Statistics

<b>Circulation</b>	
Circulation	31,691
Downloadable Books	1,776
ILL Requests Made of Tucker Free Library*	677
ILL Requests Made For Tucker Free Library	448
<b>TOTAL</b>	<b>33,915</b>

<b>Database Utilization</b> <i>Since Sept. 2011</i>				
	Site	Sessions	Searches	Full Text
	Ebscohost	438	1062	855
	Online Newsstand			749

<b>Patrons / Internet Usage</b>	
Total Patrons	3320
New Patrons	181
Non-Resident Patrons who pay \$50 annually	2
Internet Usage**	2705

<b>Circulation by Patron Type</b>		
	# Patrons	Circulation
Adult Residents	2,109	23,456
Home Delivery	1	12
Interlibrary Loan	198	677
Juvenile Residents	947	5,024
NEC Staff	9	57
NEC Students	14	79
NEC Students/Residents	13	215
Non-Residents	2	173
Provisional	4	63
SAU 24 Full Time Staff	15	52
Tucker Free Staff	7	1883
Henniker Town Employees	1	0
<b>TOTAL</b>	<b>3,320</b>	<b>31,691</b>

<b>Material Statistics</b>		
	Pur-chased	Discarded
Adult	1213	137
Junior	156	10
Young Adult	128	111
Early Readers	219	45
<b>TOTAL</b>	<b>1716</b>	<b>303</b>

\* Included in circulation total

\*\* Wireless users not included

# Tucker Free Library (continued)

## Tucker Free Library Circulation Statistics and Treasurer's Report

Circulation				Database Utilization			
Books checked out at Tucker Free Library	31,691			SITE	SESSIONS	SEARCHES	FULL TEXT
Downloadable Books	1,776			Ebscohost	438	1062	855
ILL Requests Made OF Tucker Free Library *	677			Online Newsstand			749**
ILL Requests Made FOR Tucker Free Library	448			Internet Use	2705		
TOTAL	33,915						
TOTAL PATRONS:	3320	Patrons added in 2011:	181	Non-Resident Patrons (Pay \$50 Annually): 2			

\*This number is included in the Books Checked out total

\*\* This number does not include wireless users

Circulation by Patron Type			Material Statistics		
	<b># Patrons</b>	<b>Circulation</b>		<b>Purchased</b>	<b>Discarded</b>
Adult Residents	2,109	23,456	Adult	1213	137
Home Delivery	1	12	Middle Readers	156	10
Interlibrary Loan	198	677	Teen Readers	128	111
Juvenile Residents	947	5,024	Early Readers	219	45
NEC Staff	9	57	<b>TOTAL</b>	<b>1,716</b>	<b>303</b>
NEC Students	14	79			
NEC Students/Residents	13	215			
Non-Residents	2	173			
Provisional	4	63			
SAU 24 Full Time Staff/Non-Residents	15	52			
Tucker Free Staff	7	1883			
Henniker Town Employees/Non-Resident	1	0			
<b>TOTAL</b>	<b>3,320</b>	<b>31,691</b>			

<b>LIBRARY SERVICE</b>	<b>SERVICE COST</b>	<b>BASED ON...</b>	<b>2011 TFL USE</b>	<b>VALUE TO HENNIKER</b>
Books – Adult Collection	\$27.00	Amazon average price	10,771	\$290,817.00
Books – Early Readers	\$20.00	Amazon average price	8,304	\$166,080.00
Books – Middle Readers	\$20.00	Amazon average price	2,385	\$ 47,700.00
Books – Teen Readers	\$20.00	Amazon average price	1,845	\$ 36,900.00
Magazines Borrowed	\$ 3.50	Average NEWSTAND	1,969	\$ 6891.50
Movies – Adult Collection	\$22.00	Average Purchase Price	3,167	\$ 69,674.00
Movies – Early Readers	\$22.00	Average Purchase Price	799	\$ 17,578.00
Movies – Middle Readers	\$22.00	Average Purchase Price	909	\$ 19,998.00
Audio Books – Adult Collection	\$80.00	Average Unabridged Price	1,377	\$110,160.00
Downloadable Collection	\$80.00	Average Unabridged Price	1,776	\$142,080.00
Audio Books – Early Readers	\$80.00	Average Unabridged Price	27	\$ 2,160.00
Audio Books – Middle Readers	\$80.00	Average Unabridged Price	79	\$ 6,320.00
Interlibrary Loans	\$30.00	Amazon average price + shipping	1,125	\$ 33,750.00
Adult Program Attendance	\$10.00	Adult admission to museum	170	\$ 1,700.00
Children's Program Attendance	\$ 6.00	Child's admission to museum	867	\$ 5,202.00
Number of Computer Users	\$45.00	Monthly cost for home internet	2,705	\$121,725.00
Hours of Computer Use	\$12.00	FEDEX/Kinkos price per hour	13,468	\$161,616.00
		<b>TOTAL</b>		<b>\$1,240,351.50</b>
		<b>Appropriation 2011</b>		<b>\$ 190,804.00</b>
		<b>Value/Appropriation 2011</b>		<b>\$ 6.50</b>

# Tucker Free Library (continued)

REVENUE		
January 1, 2011 Balance		\$11,561.91
Trustees of Trust Funds – Paid out		\$10,533.84
Trust Fund Revenue (Willis Cogswell)		\$13,370.56
Monies from Banking Regulation Changes		\$7,111.97
Interest on Operating Account		\$19.06
Donations/Memorials		\$ 1,340.00
Copy Machine Revenue		\$620.65
Overdue Book Contributions		\$145.00
Overdue DVD Revenue		\$1,280.60
Grants (Conference Attendance)		\$1,534.57
Non-Resident Fee Revenue		\$100.00
Replacement Card Fees		\$11.00
Certified Letter Fees		\$50.00
Service Charge Fees		\$10.00
Donations to Established Trusts		\$723.00
Catalog Reimbursement from Fund		\$4,859.31
Reimbursement – Books/Video/Audio		\$256.54
Reimbursement for Other Expenses		\$121.80
Town of Henniker – Appropriation 2011		\$190,815.93
Refunds		\$741.49
	<b>TOTAL</b>	<b>\$245,207.23</b>

EXPENDITURES		
Books		\$16,295.21
Audiotapes/books		\$2,137.85
DVDs		\$2,136.93
Periodicals		\$1,582.23
Supplies		\$4,207.61
General Maintenance and Building Improvements		\$10,806.28
Technical Maintenance		\$707.00
Meeting/Membership		\$2,110.79
Programs		\$1,332.99
Utilities		\$12,801.91
Bank Fees		\$165.28
Equipment		\$1,793.94
Transfer trust donations to Trust Funds		\$723.00
Transfer to Charter Trust		\$7,111.97
Charter Trust Fee		\$29.56
Salaries and Benefits		\$160,331.96
Other- Criminal Background Check		\$75.30
	<b>TOTAL</b>	<b>\$224,274.51</b>
REVENUE OVER EXPENDITURES		\$20,932.72

RESERVE FUNDS		
Encumbered-Exterior Painting and Repair		\$11,000.00
Restricted memorial funds/donations		\$983.83
Vivian Allen		\$1,086.82
Beres Fund		\$2,000.00
	<b>TOTAL</b>	<b>\$15,070.65</b>
UNEXPENDED/UNRESERVED TRUST FUNDS		\$5,862.07

# Tucker Free Library (continued)

2011 TOWN TRUST FUNDS RECEIVED		
L.A. Cogswell		\$1427.25
Francis O. Holmes		\$99.74
D.W. & E. Cogswell		\$924.83
A.D. Huntoon		\$63.29
Marjorie B. Bennett		\$614.73
Scott J. Berry		\$109.86
Mary F. Kjellman		\$135.75
James W. Doon		\$51.18
Preston Fund		\$643.80
Alice V. Colby		\$19.04
George W. Tucker		\$6,050.84
Robert N. Fitch		\$331.01
Walter K. Robinson		\$60.52
	<b>TOTAL</b>	<b>\$10,533.84</b>

Marjorie B. Bennett		
	Balance December 31, 2010	\$710.69
	Interest Received-2011	\$614.73
	Expended-2011	\$956.76
	Donations to Trust Fund-2011	\$0
	Transfer to Trust Fund -2011	\$0
	Balance December 31, 2011	\$368.66

Scott J. Berry		
	Balance December 31, 2010	\$260.05
	Interest Received-2011	\$109.86
	Expended-2011	\$259.52
	Donations to Trust Fund-2011	\$0
	Transfer to Trust Fund -2011	\$0
	Balance December 31, 2011	\$110.39

Helen M. Cammett		
	Balance December 31, 2010	\$5,097.11
	Interest Received-2011	\$34.46
	Expended-2011	\$0
	Donations to Trust Fund-2011	\$0
	Balance December 31, 2011	\$5,131.57

Charter Trust		
	Balance December 31, 2010	\$0
	Interest Received-2011	\$0
	Expended-2011	\$29.56
	Monies from Banking Regulation Changes	\$7,111.97
	Balance December 31, 2011	\$7,082.41

Anna L. Childs		
	Balance December 31, 2010	\$7,237.44
	Expended-2011	\$70.21
	Donations to Trust Fund-2011	\$0
	Transfer to Trust Fund -2011	\$7,167.23
	Balance December 31, 2011	\$0

# Tucker Free Library (continued)

Robert N. Fitch		
	Balance December 31, 2010	\$0
	Interest Received-2011	\$333.01
	Expended-2011	\$0
	Donations to Trust Fund-2011	\$300.00
	Transfer to Trust Fund -2011	\$300.00
	Balance December 31, 2011	\$333.01

Francis O. Holmes		
	Balance December 31, 2010	\$23.85
	Interest Received-2011	\$99.74
	Expended-2011	\$133.24
	Donations to Trust Fund-2011	\$100.00
	Transfer to Trust Fund -2011	\$100.00
	Balance December 31, 2011	-\$9.65

Mary F. Kjellman		
	Balance December 31, 2010	\$48.81
	Interest Received-2011	\$135.75
	Expended-2011	\$148.36
	Donations to Trust Fund-2011	\$100.00
	Transfer to Trust Fund -2011	\$100.00
	Balance December 31, 2011	\$36.20

James W. Doon		
	Balance December 31, 2010	\$126.11
	Interest Received-2011	\$51.18
	Expended-2011	\$23.49
	Donations to Trust Fund-2011	\$0
	Transfer to Trust Fund -2011	\$0
	Balance December 31, 2011	\$153.80

Walter K. Robinson		
	Balance December 31, 2010	\$0
	Interest Received-2011	\$60.52
	Expended-2011	\$69.10
	Donations to Trust Fund-2011	\$223.00
	Transfer to Trust Fund -2011	\$223.00
	Balance December 31, 2011	-\$8.58

Ann Soderstrom		
	Balance December 31, 2010	\$192,743.37
	Expended	\$76.26
	Donations to Trust Fund-2011	\$0
	Balance December 31, 2011	\$192,667.11

MEMORIAL FUNDS RESERVED		
TOTAL		\$983.83

---

## Human Services Department

---

The state of the economy has put a strain on the local welfare budge. But we were able to keep it a lower increase than feared. We went over by 7%. This amount was \$5,489.13. With the unemployment rate skyrocketing, I feel we did better than other towns. Heating and rental assistance were the largest draw on our annual budget. We also assisted in cremation services. The next year will again be difficult as we continue to the weather the national financial strain.

Brenda Slongwhite  
Human Services Director

---

---

## Building Inspector Report

---

I am grateful for the opportunity to come on board as the part time Building Inspector /Code Officer in mid 2011. We are currently using the 2009 IRC code. Overall, new construction is down. However, technical and phone support regarding building has risen. Thank you to all the building & trade professionals and residents whom have sought guidance from the building department. I look forward to the opportunity to serve the community this upcoming year.

Respectfully submitted,  
Kyle Parker

---

---

## Land Use Coordinator Report

---

History of Land Use Permits Issued						
YEAR	2011	2010	2009	2008	2007	2006
Commercial	17	7	7	10	6	6
New Homes	4	3	4	8	7	17
Demolition	3	4	2	4	3	3
Additions	1	5	2	9	10	10
Other*	6	14	28	25	31	29
<b>SUBTOTAL</b>	<b>31</b>	<b>33</b>	<b>43</b>	<b>56</b>	<b>57</b>	<b>65</b>
Electrical only**	18	23	21	26	**	**
Plumbing only**	2	16	9	9	**	**
Sign Permits (temp.** & perm.)	17	21	19	29	22	23
Driveway Permits	3	8	8	16	28	23
Trench Permits**	8	25	8	18	8	13
Assembly Permits**	3	5	6	3	**	**
<b>TOTAL</b>	<b>82</b>	<b>131</b>	<b>114</b>	<b>157</b>	<b>115</b>	<b>124</b>
REVENUES:	\$2,454.30	\$2,825.45	\$3,356.61	\$3,661.04	\$3,235.74	\$7,261.88
* Includes rebuilding after a fire, sheds, barns, general renovations, decks, swimming pools, solar panel installations and dormers.						
** There is no charge for these permits (\$0).						



# Boards, Commissions & Committees

## Zoning Board of Adjustment



ABOVE left to right: Leon Parker, Jennifer Ashtolz, Robert Stamps, Jr., Doreen Connor, Gigi Laberge and Bruce Trivellini. Not pictured: Jeffrey Connor & Joan Oliveira.

The Henniker Zoning of Board of Adjustment meets the third Wednesday of each month to act upon applications for special exceptions, variances, and/or administrative appeals. Statutes drafted by the New Hampshire Legislature and case law interpreting those statutes handed down by the New Hampshire Supreme Court governs the Board's actions in all three areas. Current members include: Vice-Chair Joan Oliveira, Bob Stamps, Jeffrey Connor and Gigi Laberge. Our Alternate members include Dr. Bruce Trivellini and Leon Parker.

Variances from a Town Zoning Ordinance can be granted under N.H. Revised Statute 674:33 and Henniker Ordinance 133-59, when the Board is satisfied that the variance is not contrary to public interest, granting the ordinance reflects the spirit of the ordinance, granting the variance will result in substantial justice, will not diminish surrounding property values and denying the variance would result in unnecessary hardship. The Board makes factual findings with respect to these statutory criteria based upon evidence submitted by the applicant and that presented by town residents at the public hearing.

Special Exceptions can be granted under N.H. Revised Statute 674:33 when the Board is satisfied that the exception is in harmony with the general purpose and intent of the zoning ordinance; the site is appropriate for the requested relief; the use is allowed by special exception

under our zoning; the use will be compatible with neighboring land use; the requested use will not create undue traffic or impair pedestrian safety; the request is in the public interest; the proposed use will not create a hazard or constitute a nuisance. (Henniker Ordinance 133-62.)

The uncertainty of the economy continued to weigh on Zoning Board activities this past year, with only five applications submitted for consideration. Four of these were for Special Exceptions and one was for a Variance. All applications were granted. Three of the Special Exception applications consisted of wetland impacts (Pats Peak expansion, driveway construction and Henniker Crushed Stone access road) and the fourth allowed for the opening of an auto repair garage. The variance application involved a request to subdivide a property that was located on a Class VI roadway that had roadway access.

Although the Board had fewer applications in 2011—most of our Members have devoted years of service to the Town and in that capacity have sat on 50 plus applications. We are extremely fortunate to have such experience on our Board given the varied applications we see and the every changing legislative standards we need to apply. I am grateful for each member's work and that of our Planning Consultant, Mark Fougere.

Doreen Connor, Chairwoman

---

## Planning Board

---



ABOVE left to right: Jason Michie, Ron Taylor, Jennifer Ashtolz, Kristin Hayes Claire, Kellie Dyjak, Richard Patenaude, Jeffrey Roach & Edward L. Miner. (Not pictured: Tom Watman)

Although application activity did increase this past year, the poor economy continues to weigh on Planning Board activity. The Board reviewed 15 applications, 7 of which involved lot line relocations. Two excavation permits were reviewed that involved an amendment to the approved Mink Hill project and a new gravel operation proposed on Old Concord Road. Pats Peak obtained site plan approval to expand their operation that will add five new trails and a chair lift. In addition, a minor site amendment occurred to an existing office building located on Western Avenue.

The Planning Board also undertook a major effort to update the existing subdivision regulations. This was a significant undertaking that involved many meetings and discussions. It is anticipated that the revised document will be adopted in early 2012. In addition, the Board hired a consultant to update and review the existing school impact fee program. The report has been completed and a number of recommendations were made. The bond for the John Stark Regional High School has ended and only four years remain on the Community School's bond. No new major capital costs are currently anticipated for the schools. Given these facts, the Board is considering either substantially reducing the fee or eliminating the fee all together. A decision on this matter will occur in early 2012.

As always, I want to express my deep appreciation to the board members who voluntarily give their time and expertise to the Town of Henniker. The Board includes: Vice-Chair Rick Patenaude, Kellie Dyjak, Edward Miner, Jeff Roach, Jason Michie and Selectmen Representative Ron Taylor.

Kristin Claire  
Planning Board, Chairwoman

---

# Conservation Commission

---

The Henniker Conservation Commission consists of seven volunteer members and three alternates appointed by the Selectmen to 3 year terms. The Commission was established to provide "for the proper utilization and protection of the natural resources and for the protection of watershed resources of town." (NH RSA 36-A). The Commission is the only local board specifically charged to protect the natural resources of the town.

Land conservation continues to be an important part of our activities and we are continuing to work on two exciting land protection projects. One project preserves 75 acres of forested land containing hills, wetlands, a babbling brook, and an existing ATV corridor off of Warner Road. This land will provide many benefits, including recreational opportunities, wildlife habitat, and watershed protection and the Five Rivers Conservation Trust will hold the conservation easement. The other project will lead to the Piscataquog Land Conservancy holding a conservation easement on 97 acres of woods off Colby Hill Rd. Both of these projects are made possible by the Commission's Conservation Fund and will result in the Town of Henniker receiving money from the land trusts in exchange for purchase of the conservation easements.



ABOVE: Brown Brook winds along Warner Road on Lot 47, a proposed lot for conservation.

The Commission also reviewed annual monitoring reports for the Chase Brook property and land off of Route 114 in the northern part of town and is continuing to work in cooperation with Pats Peak Ski Area on a project to preserve significant frontage on Craney Pond.

The Commission continues to review, perform site visits in relation to, and provide comments to DES on numerous permit applications, including wetlands, shoreland, and alteration of terrain. In 2011, we reviewed and performed site visits relative to planning board applications, zoning board of adjustment (ZBA) special exception requests, and forestry cuts with the potential for wetlands impacts, and provided comments to the planning board, ZBA, and DES respectively. We also met with applicants to discuss their proposals at the conceptual stage and welcome these types of inquiries.

In October, the Conservation Commission conducted its 12<sup>th</sup> annual water quality monitoring of the Town's lakes and ponds. French Pond continues to be closely monitored for phosphorus inputs. We are pleased to report that there was not a Cyanobacteria bloom in French Pond for the second year in a row. However, the potential for these blooms continues to be a concern. The Commission continues to work with the French Pond Watershed Association on how to implement and fund the watershed management and mitigation plan mandated by the NH Dept. of Environmental Services in finding a permanent solution to recurring Cyanobacteria blooms.

We would like to acknowledge the contributions of the three members who left the Commission this past year. Denise Rico served on the Commission for 13 years and put in countless hours of work on the natural resources inventory and maps, served as our webmaster for 5 years, was on our Open Space Subcommittee since its inception in 2006 and served as its Chair almost as long. Bob Stamps, who served for 7 years, was a valuable liaison to the Zoning Board of Adjustment and was also a member of our Open Space Subcommittee since 2006. Mike Peck, with his vast knowledge

---

## Conservation Commission (continued)

---

of Henniker's trails through his work with the Henniker Trail Travelers, provided invaluable expertise on Henniker's back woods.

We welcomed three new members this past year, Ross Bennett, Dave Woolpert, and Kellie Dyjak, who also serves on the Planning Board. We appreciate their participation and would welcome your participation too! Please attend any of our meetings – we meet at the Grange at 7 p.m. on the 1<sup>st</sup> and 3<sup>rd</sup> Wednesday of every month. Please consider volunteering – we have openings for additional alternate members.

Holly Green  
Conservation Commission Chairwoman

---

## Central N.H. Regional Planning Commission

---

**CENTRAL NEW HAMPSHIRE REGIONAL PLANNING COMMISSION**  
**28 Commercial Street Suite 3 , Concord, New Hampshire 03301**  
**phone: (603) 226-6020 fax: (603) 226-6023 www.cnhrpc.org**

Established in accordance with state law, the Central New Hampshire Regional Planning Commission (CNHRPC) is a voluntary association of 20 communities in Merrimack and Hillsborough Counties. The Town of Henniker is a member in good standing of the Commission.

CNHRPC's mission is to comply with State statute by preparing and adopting regional land use and transportation plans and a regional housing needs assessment. CNHRPC also evaluates developments of regional impact and provides data, information, training, and high-quality, cost-effective services to our member communities. CNHRPC advocates for member communities and assists and encourages them in both municipal and regional endeavors.

In 2011, the Central New Hampshire Regional Planning Commission undertook the following local and region-wide activities:

- Provided technical assistance services for member communities, including zoning ordinance development, grant writing assistance, plan review services, local master plan development, and planning board process training.
- Undertook Hazard Mitigation Plan update development assistance in twelve communities through funding from the NH Department of Homeland Security and Emergency Management (NH HSEM).
- Provided assistance to the Suncook River Community Planning Team through funding and local match provided by NH HSEM and the New Hampshire Department of Environmental Services (NH DES). Staff also initiated work with the Suncook River Nomination Committee to seek designation of the river into the NH Rivers Management and Protection Program. More information on the project can be found at [www.suncookriver.org](http://www.suncookriver.org).
- Undertook energy planning assistance to local communities through the New Hampshire Energy Technical Assistance and Planning Program (ETAP) using ARRA funding provided through the NH Office of Energy and Planning. In partnership with CLF Ventures and Peregrine Energy Group, CNHRPC coordinated municipal building

---

# Central N.H. Regional Planning Commission (continued)

---

assessments, the development of energy inventories to monitor and track municipal energy use, and provided assistance in prioritizing and planning energy improvements. CNHRPC also formed and began coordination of regular meetings for a Central New Hampshire Roundtable for Local Energy Committees (LECs), where LECs can share information and explore opportunities for future collaboration.

- Coordinated the activities of the CNHRPC Transportation Advisory Committee (TAC). CNHRPC staff worked with the TAC to complete the preparation of the 2013-2022 Regional Transportation Improvement Program (TIP). Information related to the TIP update process can be found at [www.cnhrpc.org/transportation/transportation-improvement-program-tip.html](http://www.cnhrpc.org/transportation/transportation-improvement-program-tip.html). Conducted 265 traffic counts throughout the region, including 15 in the Town of Henniker. Based on individual requests, these counts can consist of volume, speed, vehicle classification and direction. Historical traffic counts by town are available at [www.cnhrpc.org/gis-a-data/traffic-count-data.html](http://www.cnhrpc.org/gis-a-data/traffic-count-data.html).
- Following the recommendations of the 2010 Coordinated Transit and Human Services Transportation Plan, CNHRPC assisted in the development of an expanded volunteer driver program in the region in coordination with the Mid-State Regional Coordinating Council. The volunteer driver program provides rides at no cost to seniors and disabled residents of the Central NH Region. For more information see [www.midstatercc.org/volunteer-driver-program](http://www.midstatercc.org/volunteer-driver-program).
- Provided assistance to eleven communities with Safe Routes to School (SRTS) projects including grant writing, comprehensive travel plan preparation, and technical assistance for infrastructure projects. In Henniker, CNHRPC staff carried out a substantial amount of work in the town in partnership with the SRTS Committee to complete a comprehensive SRTS Travel Plan which identifies a number of recommendations to improve safety for school children who wish to walk/bike the school. As part of the travel plan process, CNHRPC staff conducted a significant amount of data collection including vehicle volume, speed and classification counts, intersection analysis and a biking and walking audit within the two-mile radius of the school zone.
- Compiled information regarding the availability of broadband internet services throughout the region through funding provided by the National Telecommunications and Information Administration (NTIA). Planning for future broadband services, including the organization of a regional broadband stakeholders group, was initiated in 2011.
- Continued to acquire, update, and utilize Geographic Information Systems (GIS) data for planning, cartography, and analysis across all projects.
- In partnership with the Southern NH Planning Commission, CNHRPC provided outreach assistance on the Piscataquog River Management Plan and the Piscataquog Watershed Land Conservation Plan.
- Completed assistance to the Contoocook and North Branch Rivers Local Advisory Committee (CNBRLAC) in the development of the Contoocook and North Branch Rivers Management Plan.
- Provided continuing technical assistance to the Upper Merrimack River Local Advisory Committee (UMRLAC), specifically working to implement additional objectives of the Upper Merrimack Management and Implementation Plan pertaining to buffer protection.
- Developed 2010 Census Data Fact Sheets for each community in the CNHRPC region. The fact sheets summarize population, housing, and race data for each community, the county, and the state from the 2010 Census. Fact Sheets are available at [www.cnhrpc.org/gis-a-data/census-data.html](http://www.cnhrpc.org/gis-a-data/census-data.html).
- Continued to host and provide staff support to “PATH” - Program for Alternative Transportation and Health - which encourages and provides incentives for people to rideshare, bicycle, walk, or take transit to work. More information on PATH can be found at [www.path-nh.org](http://www.path-nh.org).

For additional information, please contact the CNHRPC staff or visit us at [www.cnhrpc.org](http://www.cnhrpc.org). CNHRPC Commission meetings are open to the public and interested citizens are encouraged to attend.

---

# Economic Development Committee

---



LEFT TO RIGHT: Laurie Sanborn, Mark Fougere (bottom row), Scott Dias, Paula Amato, Jennifer Astholz, Johanna Michie, Terry Stamps and John Webber. (Not pictured: Jason Michie, Paul Sheppard, Patricia Kovacs & Kris Blomback)

The Board of Selectmen initiated a new committee this year, the Henniker Economic Development Committee. It is their hope that this Committee can assist existing local businesses to grow and expand in the community, along with encouraging new businesses to become established in Henniker.

The Selectmen set the following purposes and activities for this Committee:

**PURPOSES:** Identify strategies to help the Town diversify its tax base and reduce the residential property tax burden by assisting in the retaining, expanding and attracting of appropriate commercial and industrial business to the community. To identify strategies that will encourage the expansion of current educational, recreational and professional economic activities in the community. The work of the committee shall be consistent with the Town Master Plan.

**ACTIVITIES:**

1. Develop a list of available properties suitable for new commercial, office or industrial development or expansion of current firms.
2. Review current Zoning areas to identify open spaces that are currently zoned for industrial and commercial development and could be locations for appropriate new uses.
3. Recommend any changes in zoning area classifications that might provide new areas for economic development without compromising the character of the community or endangering proper conservation practices.
4. Determine whether there are areas with the potential for economic development (such as industrial and commercial parks) where the extension of water, sewer, roads and other municipal services would be sound long-term investments.
5. Identify the advantages and disadvantages present in the community that impact upon the retention, expansion and attraction of commercial firms.
6. Offer suggestions on how to enhance the current advantages and to diminish the disadvantages identified.
7. Develop strategies for actively promoting and pursuing new businesses locating in Henniker.
8. Develop contacts with the Central NH Regional Planning Commission and the Capital Region Development Corporation and appropriate State of New Hampshire agencies.
9. Explore the potential benefits of creating a Local Development Corporation.
10. Other activities, as may be approved by the Board of Selectmen.

The Committee has been meeting since the fall twice a month and is dedicated to achieve the goals set by the Selectmen.

---

## Economic Development Committee (continued)

---

One of its first tasks was to assess the community's assets and liabilities. Two members from the State's NH Business Resource Center visited the group to provide a state wide perspective of economic activity, as well as to offer assistance to the Committee. In addition, the group plans to initiate a business visitation program in order to personally reach out to key members of the local business community.

Members of the Committee include: Representative Laurie Sanborn-resident, John Weber-resident, Paula Amato from New England College, Jason Michie-Planning Board, Terry Stamps-Conservation Commission, Johanna Michie-Chamber of Commerce, and Kris Blomback-Selectmen. Alternates to the Committee include: Scott Dias, Paul Sheppard and Patricia Kovacs. Town Planner Mark Fougere provides staff support to the group.

Respectfully submitted by,  
Mark Fougere, AICP

---

## Azalea Park / Riverwalk Committee

---

Plans for the mitigation and repair of the erosion by the Contoocook River bank and erosion through the rain garden in the old skating rink area continue with the help of many local and national professional volunteers. Although there is no large grant money available, two engineers of Army Corp of Engineers (ACE) have volunteered their personal time to help with the design, approvals, and construction supervision of six bend way weirs to divert the current flow twenty five feet away from the park's riverbank. These bend way weirs will also provide better river access areas for an up-stream fishing access area, kayaking, canoeing, small boating swimming, and another fishing access area down stream. Stone walkway on top of the bend way weirs and a four foot walkway along a section of the river bank are to be built one foot above the mean water level for ease of access.

Three days of classes at NEC (New England College) on this subject has been volunteered by ACE national river engineer, David Derrick and local biological engineer, Marty Curran on this relatively new proven concept is scheduled for the week of June 19<sup>th</sup>. Supervision of the construction of the bend way weirs has been volunteered by David Derrick for the week of September 3<sup>rd</sup>. Survey of the Park with delineation thereon of the wetlands area has been voluntarily completed by engineer Jen McCourt, volunteer surveyor, and volunteer wetland engineers and for the thirty day approval on repair permits.

Soil samples of the rain garden (old skating rink) area taken by student volunteers were submitted to the UNH lab and found to be ideal for the continued use of that area as a rain garden. Erosion of the pathway, part of the state pathway trail system, has been repaired with an improved designed catch basin cover to the existing discharge culvert. Ongoing surveys by high school students have found a slight drop in the water quality in the culvert water discharge area.

Substantial interest for the making of an outdoor mini amphitheater in the side hill area near the covered bridge have been expressed by the schools, colleges, ACE educational, fish and game, and extension service instructors. Donations of professional services, equipment use, fuel, and stones that are flat and/or lockable, along with tax deductible monetary and nonprofit funds continue with many thanks.

Respectfully submitted by  
Gail T. Hayden

---

# Azalea Park / Riverwalk Committee (continued)

---

## **The History of Azalea Park**

By Martha Taylor, Henniker Historical Society

The Contoocook River has always been important to the people of Henniker. Rice's grove was located just west of the north side of the stone bridge at the river's edge. It was lined with wild azalea bushes and was close to the center of town.

In 1902, the Women's Village Improvement Society arranged a ten-year lease for the grove from John H. Rice, a resident of Manchester, and named the Grove River Park. The brush was cleared, a wooden plank walkway was built from the bridge to the park, a fence was built along the river's edge, two boat landings were built to be used as launching sites for sailboats, canoes and row boats. Flowerbeds, rustic bridges, seats and electric lights were installed. Three lawn swings, a gift of E.C. Gould, furnished amusement for the children.

The park had access only over the land of Mr. & Mrs. C.A. Nichols and William D. Davis who willingly gave their permission.

The improvements were financed by numerous entertainments including a minstrel show.

On June 27, 1902, the park was opened to the public with appropriate exercises. The Reverend Bouton presented the park to the townspeople. E.N. Cogwell, Chairman of the Selectmen accepted the gift for the town. Music was furnished by a gramophone and by Professor Campbell's Zobo Band. The exercise closed with the reading of Edna Dean Proctor's poem, "Contoocook River." In spite of the cool weather nearly 300 attended. Although open to the public, the park could be engaged for private parties upon payment of a small sum to pay for the extra lighting.

Soon after the opening the park was officially named Rice Park in honor of Mr. Rice, a native of Henniker and for years a highly respected citizen. An arch, painted by G.L. Allen, was placed at the end of the plank walk at the entrance to the park.

In 1903 Henry A. Emerson bought the land that the park was located on. He also owned the land up to Western Avenue and gave permission to access the park from there. In 1904, in appreciation, the Women's Village Improvement Society changed the name of the park to Emerson Park. This caused quite a controversy in town but the new name was used until 1929. L.A. Cogswell believed it to be a grave injustice to John H. Rice.

The Society has photos of an arched sign at the park's entrance proclaiming it as Emerson Park.

The W.V.I.S. continued to hold fundraisers to maintain the park. They held clam chowder & bean suppers, presented plays and had the Henniker Cornet Band give concerts.

Hotel Henniker advertised "A park three minutes from the hotel is cool in the hottest days."

In 1929, the Town of Henniker voted to accept the bequest of a lot of land from Leander A. Cogswell. The "said lot of land is to be known as Azalea park, shall be forever owned, held and controlled by said Town of Henniker, but in trust, however, as a public park..."

This is an excerpt from an undated letter from Freda Chamberlain, a Boston tourist.

**"Dear Azalea Park, How very grateful I am for the many happy, beautiful hours  
spent in your tranquil sanctuary during July and August...  
A few birds singing, a scolding squirrel, flirting butterflies and busy bees...  
But Azalea park, I am leaving you this morning and it is with a heart full of gratitude...  
for your charm and hospitality."**



# Currier & Ives Scenic Byway Council

## CURRIER & IVES BYWAY



[www.currierandivesbyway.org](http://www.currierandivesbyway.org)

The Currier and Ives Scenic Byway is a state-designated route that passes through the Towns of Salisbury, Webster, Hopkinton, and Henniker. It was originally identified by the state Office of Travel and Tourism in 1976 as part of a marketing program to celebrate the Bicentennial with “Yankee Trails” for tourism and promotion purposes. The Currier and Ives Scenic Byway was incorporated into the state’s Scenic and Cultural Byways Program in 1994 when the state established a network of State Byways.

Under the National Scenic Byways Discretionary Grants program, a Corridor Management Plan was developed in 2009-2010 with the assistance of the Central New Hampshire Regional Planning Commission (CNHRPC). The plan was developed with community involvement, and provides for the conservation and enhancement of the byway’s intrinsic qualities as well as the promotion of tourism and other economic development. The plan outlines a management strategy to balance these concerns while providing for the users’ enjoyment of the byway. The Towns of Salisbury, Hopkinton, and Henniker issued

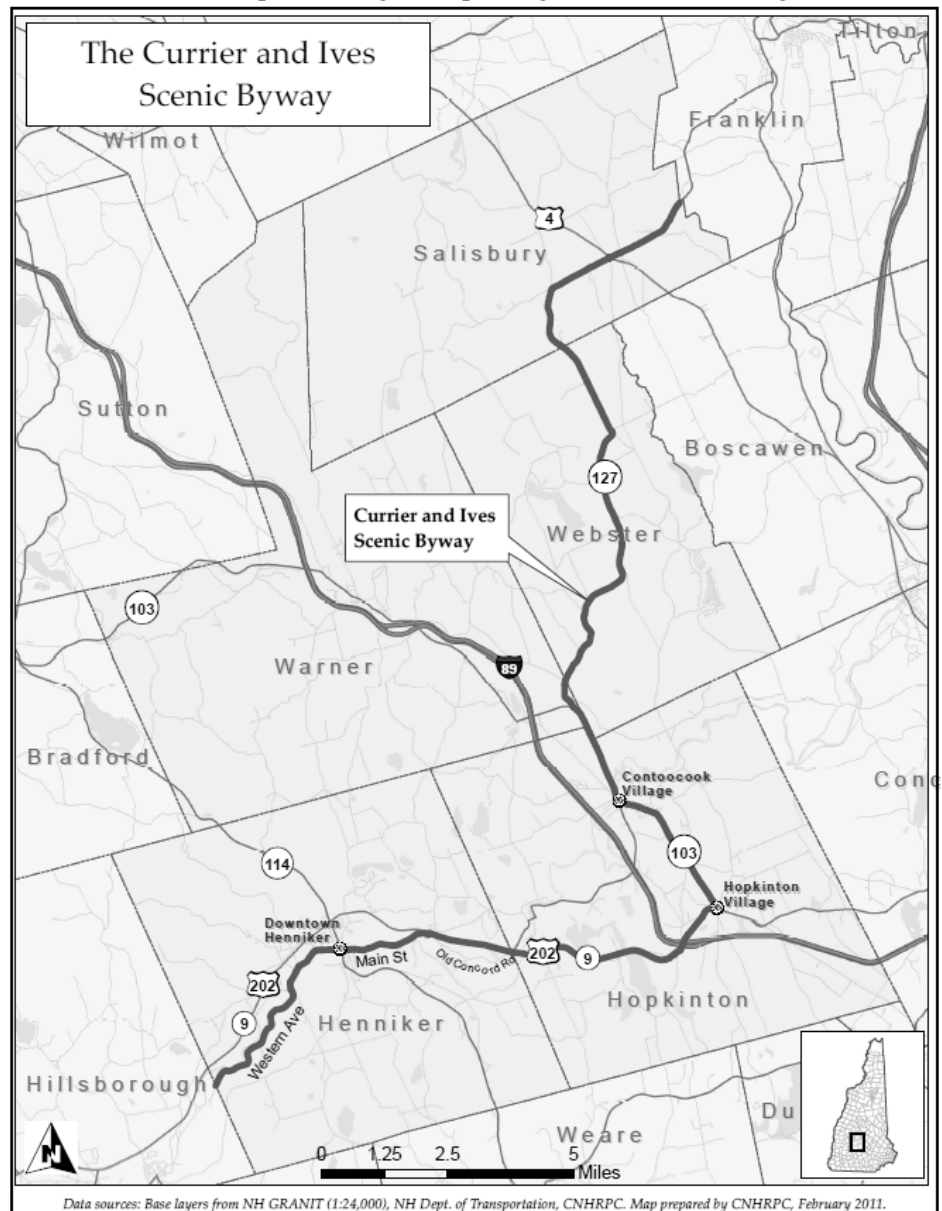
Resolutions of Support for the Plan. A Scenic Byway Council formed in 2010 with formally appointed representatives from each participating town. The Byway Council is tasked with implementing and updating the Corridor Management Plan.

The Byway Council now counts members from all four Byway towns, who are appointed by their Boards of Selectmen. In 2011, the Council’s major activity was to develop a logo with help from two New England College students, and to launch a website, [www.currierandivesbyway.org](http://www.currierandivesbyway.org). Staff at the Central New Hampshire Regional Planning Commission developed the site under the direction of a Byway Council subcommittee. CNHRPC hosts and maintains the site.

Also in 2011, the Byway Council began the process of incorporating as a 501(c)(3) nonprofit organization with the State of New Hampshire. This will allow the Byway Council to raise funds for future events, materials, signage, and publicity.

The Byway Council meets quarterly on a rotating basis among the four Byway Towns. Meetings are open to the public, and all interested parties are welcome. Meeting agendas and minutes are available at [cnhrpc.org/transportation/currier-a-ives](http://cnhrpc.org/transportation/currier-a-ives).

Please contact your Byway Council representatives if you are interested in learning more. The Town of Henniker’s Byway Council Representatives are Ken Erickson, Kate Barlett, Nicole Gage, Bob French and Hilton Hallock.



---

# Historic District Commission

---

The Historic District Commission (not to be confused with the Henniker Historical Society) is the town's designated steward of the historic buildings and land in the immediate vicinity of Town Hall. This includes the Town Hall building, the Hearse House, the ball field, the Center Cemetery, memorial trees, and historic features. The commission members are Henniker residents dedicated to preservation and restoration of these Henniker historic features.

Among the Commission's efforts this past year was the identification of 3 town-owned, historic buildings, which we hope to include under the Historic District. These include the Grange Hall (next door to the Tucker Free Library), Academy Hall (used by the Henniker Historical Society Museum on Maple Street) and the Henniker Community Center and Community Park.


The buildings are all excellent examples of 19<sup>th</sup> century architecture and deserve lasting protection from undue alteration or demolition. The Grange Hall was built as a Universalist Church in 1882. Academy Hall was built as the Henniker Academy in 1836. And the Henniker Community Center was built as a Baptist Church in 1834.

The Commission worked with the Planning Board to present an Amendment to the Zoning Regulations for ballot vote on March 13, 2012. It asks whether to include these important buildings within the Historic District. Their inclusion in the Historic District will allow the Commission to review and approve any proposed alteration to these buildings. We ask for your support in this endeavor. The Amendment reads as follows:

**Are you in favor of amending Chapter 133, Zoning Regulations, Article XXIX Historic District, by amending Section 133-162 District areas, Paragraph B, by adding the following properties to the Historic District Overlay Map: Lot 413 (The Grange), Lot 242-A and B (The Community Center and park) and Lot 203 (Academy Hall). All properties are owned by the Town of Henniker.**


Also in 2011, the Commission worked with New England College to repair the north stone boundary wall of the Center Cemetery behind Town Hall. This repair work was part of the agreement between the town and NEC in the discontinuance of Grove Street approved at Town Meeting in 2011. At the recommendation of the Commission, Stone mason Jim Knapton, of Warner, was contracted by NEC's Director of Facilities and Planning, Jay Burgess. The simple, single line stone wall was repaired reincorporating the stones which had fallen over the past many years. The Commission is very happy with the results. We wish to thank Jay Burgess, NEC, and Jim Knapton for their cooperation in successfully completing this work.

The Commission noted this last year that the landscaping at the War Memorial in Woodman Park across from Town Hall had



ABOVE: Academy Hall was built in 1836.

BELOW: The Henniker Community Center building was built in 1834.



---

## Historic District Commission (continued)

---

become overgrown and was obscuring the memorial. The Commission asked the Parks Department to remove the overgrown yew shrubs from the front of the memorial. Now the full beauty of the granite memorial can be appreciated. Additional landscaping improvements are planned around the memorial. The commissioners would like to thank the Parks Department for their work in improving the War Memorial.

We hope the town appreciates our efforts in restoration and preservation of our town's historic features. If you have interest in historic preservation and would like to join our efforts, please let us know.

Respectfully submitted,  
Jon Evans, Chairman  
Historic District Commission



TOP LEFT: This memorial to Henniker residents who served in World War 2 was erected in 1949 at *Dexter C. Woodman Park* in front of the Town Hall.

TOP RIGHT: The Grange Hall was built 1882.

BOTTOM LEFT: Jim Knapton rebuilt the stonewall at the Old Cemetery behind Town Hall.



---

## Cemetery Trustees

---

The Cemetery Trustees welcomed Deb Dow as a new Trustee this year.

We took a tour of the eight cemeteries under our control in the Spring and are sad to say the list of overgrown and broken head stones is growing. This led us to dedicate 2012 to starting to get caught up with maintenance on our biggest problems, focusing first on the Center Cemetery behind Town Hall.

There were, also, some encouraging signs. Mr. Matt Aucoin has taken on the task of cutting back weeds and trees in the Huse & Harriman Cemetery that is on the Aucoin farm land. He has righted several tipped stones and is repairing others. Robert Dunn, a senior at John Stark Regional High School, did similar work on the Colby Cemetery for his senior project. If we could find more citizens willing to adopt a cemetery and clean and maintain it then we would be closer to our goal of catching up on maintenance of these most historical of our town sites.

We now have approved Cemetery policies that residents and other interested persons can find on the town's website or by asking any Trustee.

Respectfully Submitted,  
Thomas Dunn, Chair  
Deb Dow  
Martha Taylor

### **Some Epitaphs from Gravestones in Henniker**

Mr. William Petters, 1775, 35y  
When you read the fate of me  
Think on the Glass that runs for thee  
(oldest gravestone in Henniker)

Helen Maria Ballard, 1823, 5y  
So fades the lovely blooming flower

Mr. Alexander Stevens, 1826, 78y  
A firm Patriot an honest man.

Carlos & Elisabeth Whitcomb,  
842:1852, 19y:62y  
Too good for earth.

Fidelia Whitney, 1857, 45y  
She made home happy

Susanna Rice, 1861, 87y  
"There is rest for the weary"

Elizabeth Gilbert  
She loved her life  
On this small planet

---

## Energy Committee

---

A newly revitalized Energy Committee kicked into gear again this year with the presentation in October of the Jordan Institute's Energy Audit of Henniker's major municipal buildings, the product of a two-year long collaboration between the Concord based consultancy and the Energy Committee and town officials. The report was based on a mechanical and building-envelope assessment of nine buildings and included recommendations for air sealing and insulation of the buildings to increase their energy efficiency, along with a switch from oil to wood pellet based heating systems for the town to lower costs.

In the report, available on the town of Henniker website, Jordan recommended upgrades starting with efficiency measures such as air sealing, weather stripping, insulation, and the replacement of doors, before tackling the change over to new mechanical, wood-based heating systems. The Jordan Institute analysis included a total cost of these improvements of \$491,000. The payback on the total energy upgrade to all nine buildings is 8.7 years.

Following the presentation of the report to the town, new committee chairwoman Barbara Bernstein presented the select board in December with three possible scenarios to tackle the Jordan Institute audit recommendations. As a first phase the Select Board decided on a limited pilot project, moving ahead with a proposed \$58,000 dollar warrant article for energy improvements to the town Highway Department in the 2012 town budget. The proposed improvements to the Highway Department garage and office include a capital investment of \$18,411 dollars for building envelope upgrades and a \$40,100 investment for a new heating system. Total annual energy savings from these measures work out to \$11,244. The simple payback from the investment is 5.2 years.

Respectfully submitted by,  
Tony Caplan

---

## Safety and Loss Prevention Committee

---

In 2011, the Safety & Loss Prevention Committee met four times to review any town employee workplace accidents or incidents. At each meeting, we also had an open forum discussion on safety concerns or preventative measures. This year, we helped coordinate a mandatory employee training on "Preventing Harassment & Discrimination in the Workplace" in November. We also offered an optional training for all employees in May on the topic "Workplace Violence Prevention." We also started an Employee Wellness Subcommittee to promote healthy habits in the workplace. We held a "lunch-n-learn" on the topic of stress management. We also offered an incentive for employees to participate in a 12-week walking program.

The purpose of the Safety & Loss Prevention Committee, as stated in the town's adopted Safety Program, is to bring workers and management together to work

cooperatively to promote workplace safety, assist the employer and make recommendations for change as required in state statute RSA 281-A:64 and the N.H. Code of Administrative Rules Chapter Lab 600.

I wish to sincerely thank the dedicated employees who participated in 2011 for their active professionalism and their sincere concern for loss prevention: *Mick Costello, Fire Captain; Pete Fernandes, Vice-Chair & Assistant Superintendent of Parks & Properties and Transfer Station; Scott Davison, Assistant Superintendent of Highways; Kurt Robichaud, Chief Operator of Henniker Wastewater Treatment Facility; and Ryan Murdough, Chief of Police.*

Respectfully submitted,  
Nicole Gage, Chairwoman

---

# Highway Safety Committee

---

The Highway Safety Committee sits in an advisory capacity to the board of selectman. It is comprised of town department heads, fire and rescue personnel, and volunteers from throughout the community. Please see the list of members located at the front of this town report.

We normally meet when the selectman are seeking advice or a recommendation on a particular project. We review a variety of issues ranging from parking concerns to speed limits to offering safety opinions on a particular roadway. Upon making a recommendation to the board of selectman, they may elect to implement all, or part, or none of it. We usually conduct public meetings at the fire station and meet six to eight times a year.

We are always seeking volunteer community members to participate on the committee. If you are interested, please contact Town Administrator Chuck Connell at the town office.

In closing, I would like to thank the members of the committee for their dedication and commitment to the town's highway safety.

Respectfully submitted,  
Chief Ryan Murdough, Chairman

---

## Spirit of Henniker Organizational Team (S.H.O.T.)

---

No written report submitted by our S.H.O.T. Group can sum up our yearly "Music on Main Street," event, better than this article which was written by member Caleb Dobbins and printed in the Villager newspaper. Thank you all again for your support.

Terri Trier, S.H.O.T. Chairwoman

### **"Music on Main Street" Weathers the Storm By Caleb Dobbins**

Weather in New Hampshire is anything but predictable, especially when you plan your event months in advance. Despite the crowds having to dodge rain showers throughout the day, this year's "Music on Main Street" in Henniker was yet again a successful event. Cover from the showers was provided thanks to the village of pop up canopies that sprung up along Main Street and the Community Park, providing the housing for the various vendors. In addition, New England College allowed the use of the Administration Building porch for the featured musicians of the day. Due to this plan for bad weather, and the hardiness of New England citizens, the dreary weather of the day did little to dampen the spirits of those in attendance.

Crowds included local citizens, visitors to the area, as well as numerous NEC alumni who were back in town for the college's annual alumni weekend. All in attendance were treated to the local musical talents of the "Complete Unknowns," "Twilight Gypsy" and the "Mark Pszeny Band." Also performing were dancers from "You Should Be Dancing" who captivated the audience with their performances, as well as various high school students who had their opportunity to start their promising musical careers at the bandstand during the course of the day.

A bed race was sponsored by the Henniker Chamber of Commerce and was a popular spectator event, with the contestants clearly giving it their all in both the creation of their entries as well as the participant's enthusiasm the day of the event. Ayer and Goss came away with the trophy for fastest entry, with Pat's Peak taking the top spot for most creative bed.

If the sounds of air horns and sirens were a way to judge the success of the "Touch a Truck" event, a success it certainly was. The backbone for many of the businesses in Henniker were on display with snow groomers, concrete trucks, graders, dump trucks, fire trucks, fuel trucks and 18 wheelers filling the parking lot. A display of various OHRV's were there as well, for the true kid in all of us.

The question of the day really was, what to eat? Cupcakes were the centerpiece food of the day with a Cupcake Contest being held during the event. Over two dozen entries were judged between the Under 16 and Over 16 age categories.



---

# Spirit of Henniker Organizational Team (S.H.O.T.)

---

WMUR Channel 9's Sean MacDonald headed up the judges for the adult division and, in a reversal of roles; the Henniker Community School food service staff were gracious enough to judge the kid's division. These ladies clearly enjoyed being able to comment on the children's cooking, versus typically having those same children regularly commenting on their culinary skills while in the lunch line at school. Ultimately Marianne Cameron took the title of Overall Winner in the Adult cupcake division, with Sydney Story garnering that same prize for the Under 16 division. Cupcakes aside, or should I say inside, this writer also opted for french toast and bacon for breakfast, the St. Louis Ribs for lunch, finishing it all off with a large twisted soft serve ice cream. There was something for all, including, if you really wanted to escape the rain, perhaps a bite to eat at either Sonny's or Daniel's restaurants, both centrally located in the midst of the event.

"Music on Main Street" is an event planned and sponsored by the Spirit of Henniker Organizational Team (SHOT), in collaboration with New England College, the Henniker Chamber of Commerce, with the support of the Henniker Board of Selectmen, to celebrate our community. This event is entirely funded by the funds raised by SHOT and the generous donations of our private citizens and businesses. SHOT would like to extend a huge thank you to all those who attended the event this year, and to those who support this effort throughout the year. Next year's "Music on Main Street" will be held on Saturday, October 6, 2012, so make sure to put it on your calendar now, weather regardless.

---

## Athletic Committee for Youth

---

The Athletic Program in 2011 had a successful year. The program supported approximately 380 children on 38 teams in 5 different sports. The children ranged from Kindergarten to 10<sup>th</sup> grade. The sports included baseball, softball, soccer, basketball and wrestling. There were 13 members of the Athletic Committee who managed areas including sports, budget, uniforms, communications and fundraising. In addition the committee members coordinated over 100 volunteer coaches, assistant coaches and others. The large number of volunteers participating in some way in the athletic programs makes it one of the largest organizations in the town of Henniker. In 2011, volunteers to the athletic program gave close to 8500 hours of their collective time.

The Athletic Committee accomplished a number of goals as well. With the help of volunteers and the donated free use of equipment the Henniker Town Hall Field was expanded to provide for both 60 and 70 foot basepaths. This has allowed the baseball program the ability to provide a step up for the 12U teams before they move to 90 foot diamonds as 13 year olds. Fund raising has been expanded with the addition of Parent's night out and pictures for all sports programs and has allowed us to offset raising prices to replace outdated equipment and uniforms. Other fund raising, such as manning a booth at Music on Main Street and expanded apparel sales, has been added as well.

We are very mindful that not everyone in Town has children who participate in the Athletic program and thus may have some concerns about funding our

programs. We work hard to spend only on items that are needed. Our budget controls are very tight and all expenses are accounted for. We also do our best to look to outside sources of funding to support these projects.

In 2012 the Athletic Committee will continue to work to improve our programs without increasing costs. One major goal is to increase fundraising. Another goal is to complete a softball field on Old Concord Road by the soccer fields with as much volunteer help as possible. We will also strive to fill our vacant positions with people with fresh ideas and a commitment to the children of Henniker.

Finally we want to thank Peter Flynn for his years of support for our athletic programs and look forward to working with Chuck Connell going forward. We would also like to thank all the volunteers and coaches for their hours of commitment in making our programs better for all the children of Henniker. We welcome new members to our committee, Nicky Patterson, Liz Brennan, Jeff and Corrine Dowst. Athletics teach our children about teamwork and competition. They help with fitness and provide our community's children with an outlet that is productive and has long term benefits.

Respectfully submitted by  
Tim Lamphere, Chairman

---

# Community Center Activities Committee

---

The Community Center Activities Committee makes every effort to extend programs and events for all members of the community. All events are low cost or no cost family oriented fun. We strive to make each event as engaging as possible for as many ages as possible. Throughout the past year we have offered programs for all ages. Our goal is to offer a wide variety programs and events to appeal to a variety of interests.

The Teen Center, located in the lower level of the Henniker Community Center at 57 Main Street, is dedicated to providing teens with a safe place to spend their Friday nights. Devoted volunteers staff the Teen Center every Friday night from 6-9pm. Students in grades 7<sup>th</sup>-8<sup>th</sup> are welcomed, with a closed-door format. Once the teens enter the center at 6:00pm they will remain at the center until a parent or guardian picks them up.

The Henniker Community Center Activities Committee is always seeking individuals looking to make a difference in their community. The committee gathers together once a month to brainstorm new and inventive ideas. It is our goal in 2012 to offer more adult programs, and to build upon the attendance at the Teen Center.

Events held in 2011:

- ☐ **Kathy Lowe** offered her talents to families at our **Halloween Fair** in October.
- ☐ The **Indoor Flea Market**—a big success in March.
- ☐ An **Easter Egg Hunt** - well attended by a variety of age groups.
- ☐ **Indoor Archery**—full class in Fall.
- ☐ We work closely with **NEC** students as volunteers for a variety of events.
- ☐ The new **Teen Advisory Board** is now assembled and active.
- ☐ **After School Dance Classes** -offered for a variety of levels.

All these programs and events have offered opportunities for approximately 200 people!

The committee would like to recognize a few members of the community who have made our events possible. **New England College – Work Study Program** for their continual support and assistant throughout the year. **Western Ave Pizzeria, Sonny's Pizza** and **All in One Market** for always providing us with pizza for special events!



For more information on any of the programs or on joining the committee, please contact Kristin Mason at [kvhmason@gmail.com](mailto:kvhmason@gmail.com).

Sincerely,

Kristin Mason, Committee Chair

ABOVE: In 2011, after-school dance classes were offered for the first time at the Henniker Community Center.



---

# Community Concerts Committee

---

## 2011 Henniker Music Series

*As a long standing resident of Henniker, I'm so pleased we can offer this summer concert series to our community. Thank you.*

*It's so Americana-the bandstand decorated with bunting, all age groups, children frolicking, just great!*

*We visit Henniker every summer – one of the reasons is the concert series, keeps us coming back.*

*A wonderful community building event for all ages.*

*Increases business in town (Tuesday night is best night for local eateries during the summer).*

These were some of the comments we received from the 230 evaluations completed at the 2011 Henniker Summer Concert Series. With the budget allocated by the town, the committee planned and presented nine Tuesday evening concerts at the Angela Robinson Bandstand, co-sponsored a July 3<sup>rd</sup> Music at the Meeting House concert with the Congregational Church, and hosted the annual holiday concert at the Simon Center, in cooperation with New England College, a total of eleven community concerts.

Average attendance for the concerts was 225 each week, and unduplicated attendance (people attending at least one concert) was between 550- 700. We were fortunate to be able to hold eight of the concerts at the Angela Robinson Bandstand with one (Quintessential Brass) held at the Community Center.

Attendance was representative of the community, with perhaps more seniors and young families joining us. Comments we received from attendees and local businesses reflected that the concerts not only brought out the community, but were a Tuesday night destination from surrounding towns and campgrounds which may be accounted for from publicity in the local papers, listings on the town and Chamber websites, as well as from those following a particular musical group, bringing additional revenue to local businesses.

You may have noticed that the concerts ran a bit later than in previous years and that the sound quality was vastly improved due to our being “wired for sound” thanks to a number of business members of the Henniker Chamber of Commerce whose donations ranged from the crews and equipment to electricity and lights. This greatly enhanced the concert series and made it possible for the concerts to last longer and for the groups to bring more sophisticated sound systems. It also made the park safer. The Community Concert Committee extends its thanks to the Chamber of Commerce and the volunteers who installed the electrical lines and then re-landscaped the park. You have made our Community Park and the Bandstand that much better!

We conducted two evaluations, one mid-way through the series and the other at the end of the series. Each evaluation asked the respondents to rank the performers and to recommend which of the performers they would like to see again. We also asked for suggestions for other bands to consider and types of music to explore, receiving lots of suggestions to pursue. From these compilations, the Music Committee will select 5 performers to return next summer. We will then use the recommendations of the attendees for new groups to review for potential booking, being mindful that the attendees were generally pleased with the variety of artists presented this summer: 27% indicating they would like to see more of the same next summer. Highest scoring categories of music included: Blues (42%), Country(32%) and Rock (34%) which may have reflected additional young families and singles attending. We will keep this in mind as we seek performers for 2011.

The best attended shows were the Bel Airs, Lunch at the Dump and Jeff Dearborn who all had over 270 attendees. The

---

## Community Concerts Committee (continued)

---

least attendance was for Quintessential Brass (55) largely because it was raining and the preference is to come to the concerts outdoors.

We thank Tom Dunn for his leadership since this committee was appointed by the Selectmen three years ago. His hard work, along with that of our entire committee and the support of the Town of Henniker had made it possible to carry on the legacy begun by Angela Robinson more than three decades ago. Tom resigned as of January 1, 2012, and a new committee member will be appointed in his place.

Summing up—again, a comment from our evaluations: ***Great job! Great Mix! Great Series!***

Ruth Zax, Cathy Dias, Blithe Reed, Betty Watman & Tom Watman

---

# Community Organizations

---

---

## Henniker Historical Society

---

The Henniker Historical Society continues to be a vital part of our community, preserving the long history of Henniker. The volunteers spend countless hours gathering and filing current newspaper clippings, recording new acquisitions, providing displays in the museum and filling genealogy requests and other research topics requests.

No volunteer has been more dedicated than Nina Morse who recently submitted her resignation after many years of service. She has served the last ten years as President and one year as Vice-president. Nina is one of our most dedicated members and served as a leader in promoting the value of membership in the Society. She will be a “hard act” to follow in continuing her mission and success.

An 1826 sampler created by Sarah Huntington was recently donated. We are waiting to better preserve it before displaying it. We also received several WW II Army uniforms, hand tooled and crafted leather purses, a wonderful hand embroidered child’s quilt and hand knit baby clothes and pieces of souvenir bicentennial china.

Local businessman, Steve Connor, presented the program at our annual meeting in June. He provided a history of Merrimack Farmers Exchange and also a review of the federal government’s taking of the Connor family farm on Old Concord Road for flood control purposes.

Our membership continues to be stable and supporters have been generous during our Giving Campaign.

The Society rents Academy Hall, a town-owned building. During 2011 the Governing Board supported and assisted in developing a warrant article to remove lead paint from the outside of the building and then repaint it safely.. We hope to bring this to fruition in 2012. Most of the funding will be provided by the Society itself with additional funding from the Edna Dean Proctor Trust and the remainder from the Town of Henniker. Please vote in favor of this warrant article during Town Meeting.

---

## Henniker Historical Society (continued)

---

We are also in favor of an additional warrant article putting Academy Hall in an historic overlay district to better protect its historic integrity. This article is on the ballot with other zoning issues. Your support is appreciated.

Another function is the responsibility of maintaining the many historical markers in Henniker along with providing information on the town's historical sites. Our amended brochure listing the recently placed new markers is available at the Society.

Our public program series continues by presenting many historical subjects, including a recent program featuring the story of Ocean Born Mary that was presented by author Jerry D'Entremont. This event drew the largest program attendance in several years.

We continue to maintain regular contact with the Henniker Community School and John Stark Regional High School through our school liaison.

Another successful event was our Holiday Cookie and Gift Sale, which was held at the Grange building for the first time. Many positive comments were made by visitors due to the abundance of space and the central location.

We have been successful in sales of some new items this year. We designed a Welcome to Henniker ornament and paperweights and small boxes that we adorned with Henniker pictures. We also published a new book, *Beautiful Henniker, Look Up, Look Down, Look All Around, Architectural Detail and Yard Art*. It features details from 249 Henniker residences. In conjunction with the purchase of this book we are promoting an I SPY HENNIKER contest. If you are the person to correctly identify the most addresses, you will win \$200.00. Hurry and enter, the contest ends May 20, 2012.

All are welcome to stop by and visit our Museum and office at Academy Hall at Maple Street (next to the Congregational Church).

Respectfully submitted,  
Peter R. Flynn, Vice-President



LEFT: Nina Morse, President of the Historical Society 2002-2012.

---

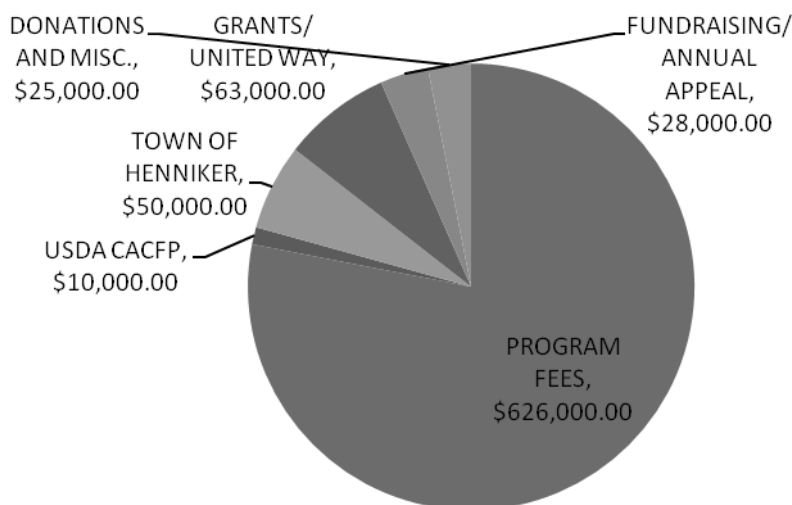
# White Birch Community Center

---

On December 10, 1982, White Birch Community Center incorporated as a non-profit social service agency charged with serving the citizens of the greater Henniker community. Humble beginnings do not always guarantee long-term success. Solid ideas, strong volunteer support, and sincere efforts to meet the real needs of real people are certainly some of the reasons behind one of Henniker's most prominent achievements.

## SENIOR ADULT PROGRAMS

As the population of senior citizens grows, so too do the needs for increased activities and services for older adults. MaryEllen Shule assumed the responsibilities as the interim Senior Program Coordinator in October 2011 and, with the guidance of the Board of Directors, brought about refreshing changes to the program. Tried and true favorites such as the *Monthly Luncheon*, the *Knit Wits* knitting club, Scrabble® players, and weekly movie showings all continue to attract a steady group. Additional activities and services added this year include monthly health clinics (with the collaboration of the Concord Regional Visiting Nurse Association), the weekly meeting of our walking group *Happy Hoofers*, as well as a bi-monthly craft group, the *Craft Crowd*. Nearly 100 people received inoculations during two flu shot clinics in the fall, and each week many people participated in *Bone Builders*, our free of charge strength training exercise program. Whether through health and wellness activities, shopping trips or excursions to points of interest for seniors, or educational discussion groups, White Birch continues to look for creative and meaningful enhancements to better serve the contemporary senior.



ABOVE: White Birch Revenue Sources 2011



ABOVE: Another completely satisfied White Birch client!

## YOUTH PROGRAMS


Activity levels were never higher at White Birch Community Center as they were during the summer of 2011. After more than twenty years of faithful service to the children of White Birch, the playgrounds for both the toddlers and the preschool children were completely redesigned. With tremendous support from local businesses and craftsmen, the outdoor environments were transformed into beautiful park-like settings, combining both natural elements and traditional playground equipment such as swings, slides, sandboxes, and horizontal ladders. Our playground ribbon cutting ceremony held in September was attended by over 120 people, featuring a benediction offered by White Birch board member Reverend Rebecca Maccini of the Congregational Church of Henniker. Included in the ceremony were two well deserved tributes presented to Jon and Lucia Evans for their tireless commitment to White Birch Community Center.

While the outdoor play spaces were undergoing transformation, our classrooms were renovated and refreshed to better serve the needs of our youngest clients. As White Birch has enhanced the quality of our early childhood programs, the demand for full-day/full-time services has significantly increased. Concurrently, over the past several years the demand for Crayon College (our flagship part-time preschool program of White Birch) has dramatically decreased. This trend is a

---

## White Birch Community Center (continued)

---



ABOVE: White Birch staff rocks out at the annual **BASH!**

reflection of the changing needs of families in our community. In September, we made several noteworthy changes to our part and full-time programming to address these changing needs. White Birch continues to offer part-time preschool instruction, Crayon College, as part of its full time 3 and 4 year old programs. This change provided additional classroom space to expand opportunities in all of our age groups.

School age children continue to be served at Henniker Community School through White Birch's before/after school and vacation/summer camp programs all led by Michael Freeman, Director of School Age Programs. In June we hit a new record of nearly 50 children participating in American Red Cross swimming lessons, made possible by Mile-Away Campground and the use of their pool. The summer of 2011 was our first at the elementary

school, providing a home base for more than 40 children as they enjoyed three field trips a week. Whether traveling to roller and ice skating rinks, exploring caves at Lost River, or mining for gold during the annual **GOLD RUSH**, the school age children at White Birch enjoyed an activity-packed summer of fun.

### COMMUNITY PROGRAMS

White Birch Community Center's top fund raising event, the 8<sup>th</sup> annual '**BASH!**', was a marvelous celebration enjoyed by 150 guests including staff and board members. New England College graciously donated the use of the Simon Center which was the perfect venue for our silent auction, hearty appetizers, dancing, and good conversation. More than \$7,000.00 was raised, all to benefit the programs and services of White Birch.

In April, as a culmination to the week-long celebration of '**The Week of the Young Child**', White Birch sponsored a family concert featuring children's entertainer, Judy Pancoast. Dozens of families joined staff members in song, dance, and pure merriment at the Henniker Community School, all free of charge.

Our **Family Fun Night**, held in August, included a giant bouncy house, dunk tank, face painting, and a free picnic supper. Nearly 150 families, friends, and neighbors spent several hours playing, talking, and laughing together. Later in August, White Birch collaborated with Henniker Rotary Club to offer children's activities during the club's annual Chili Fest fund raiser.

**Breakfast with Santa** ushered in the holiday season, giving children and adults the chance to enjoy a hearty breakfast while exploring different cultures and customs from around the world. Many thanks go to our friends at New England College who were responsible for setting up and sharing these traditions.

The year 2011 brought tremendous change and a renewed focus on providing exceptional services to all. From a new direction and leadership for our senior adult program, to complete interior renovations of our early childhood classrooms, to a breathtaking redesign of our outdoor environments, White Birch is poised to begin another chapter in its mission to serve children, families, and older adults in our community.



ABOVE: Jinny LaBar shows off a valentine made by White Birch toddlers.

---

# U.N.H. Cooperative Extension

---

*We served 13,198 Merrimack County residents from October 2010 to September 2011 with all of our various programs such as 4-H, Nutrition Connections, agriculture, forestry, money management, and parenting -- reaching residents in all 27 towns in the county.*



## **Who we are:**

UNH Cooperative Extension, the public outreach arm of the University of New Hampshire, has engaged New Hampshire residents for 97 years with a broad variety of non-formal educational offerings. In 2011, Extension reached over 13,198 residents in Merrimack County with our various programs.

## **What we do:**

We offer programs in family finances, developmentally-based parenting strategies, food safety, home gardening, 4-H (including clubs, camps, special interest programs and after school programs for children and teens), nutrition education for low-income families, and community-based gardening education. We respond to the needs of forest landowners, commercial farmers, niche growers, farmers' markets, and many other groups.

UNH Cooperative Extension is a sought-after resource throughout Merrimack County where educators are called upon to provide technical assistance to towns and communities in municipal and community strategic planning, afterschool development and early childhood programing, town forests and community natural resources.

We provide guidance to community boards on current use, timber tax law, and other land-use issues. We also provide technical support and assistance to many community programs with the latest research and best practices.

## **How we do it:**

County Extension field staff bring these programs to county residents through hands-on workshops, site visits, seminars, conferences, phone consultations, video-conferences, printed materials, correspondence courses, a statewide toll free Info Line, and a large statewide Web site, as well as, partnering with other programs to bring the best to the citizens of Merrimack County.

UNH Extension trains and supports more than 5,000 volunteers statewide: 4-H leaders, master gardeners, wildlife coverts, community tree stewards, water quality monitors, marine docents, and others, who extend the reach of Extension programs into many domains of New Hampshire life.

## **Continued areas of emphasis:**

Self-sufficiency and a safe personal food supply continue to be on many citizens' minds; we held how-to workshops for growing your own food and raising backyard livestock, as well as, food preservation and canning. These were attended by well over 949 Merrimack County citizens.

Our state-wide Home & Garden Center toll-free Info Line staffed by volunteers fielded 418 calls alone from Merrimack County residents.

Bullying and Cyber-bullying has been much in the news and Extension responded with workshops and information for parents, community organizations, law enforcement and schools. Extension launched a research and curriculum project to develop a middle school anti-bullying program.

## **Connect with us:**

UNH Cooperative Extension  
315 Daniel Webster Highway  
Boscawen, NH 03303  
Phone: 603-796-2151 Fax: 603-796-2271

UNH Cooperative Extension operates a state-wide Education Center and Info Line (toll-free at 1-877-398-4769) which is staffed Monday through Friday, 9:00 a.m. – 2:00 p.m., and 5:00 p.m. to 7:30 p.m.

**Extension also distributes a wide range of information from our website**  
**[www.extension.unh.edu](http://www.extension.unh.edu)**

# Community Action Program (CAP)



## Community Action Program Belknap-Merrimack Counties, Inc.



P.O. Box 1016 ♦ 2 Industrial Park Drive ♦ Concord, NH 03302-1016  
Phone (603) 225-3295 ♦ Toll Free (800) 856-5525 ♦ Fax (603) 228-1898 ♦ Web [www.bm-cap.org](http://www.bm-cap.org)

September 28, 2011

Peter R. Flynn, Town Administrator  
Town of Henniker  
Depot Street  
Henniker, NH 03242

Dear Mr. Flynn:

Community Action Program Belknap-Merrimack Counties, Inc. is requesting program and financial support from the Town of Henniker for the continuation of the Warner (Kearsarge Valley) Area Center programs, local services and staff for 2012. The Warner Area Center, located at 49 West Main Street, Warner, provides outreach to the homebound and direct assistance and services to income eligible, low income, disabled and elderly residents of your community.

The attached budget reflects the minimum costs of maintaining and continuing the operation of the Warner Area Center. I respectfully request that an item be placed in the budget in the amount of \$8,016.00 for the continuation of services to the low income and elderly residents of the Town of Henniker through the Warner Area Center of the Community Action Program Belknap-Merrimack Counties, Inc.

I have also attached a detailed summary which provides a brief description of Community Action Program Belknap-Merrimack Counties, Inc. programs, the number of people served and more than \$286,328.00 of services provided to the residents of Henniker utilizing federal, state and private funds through the Warner Area Center during the past year.

The staff at the Warner Area Center wish to thank the Town of Henniker for their support in the past. With your continued interest and support, we will be able to continue services and assistance to the low income and elderly residents in your community.

Sincerely,

Laura Hall, Area Director  
Warner (Kearsarge Valley) Area Center

LH:enr / Attachments  
AC-Warner Area Center Town Funding

<b>ALTON</b> .....875-7192 View Housing.....875-3111	<b>CONCORD</b> Center ..... 225-6880 Head Start/EHS..... 224-6492 Elderly ..... 225-9092 Concord Area Transit ..... 225-1989 Horseshoe Pond Place.....228-6956 WIC/CSFP..... 225-2059	<b>FRANKLIN</b> Center ..... 934-3444 Head Start ..... 934-2161 Elderly ..... 934-4151 Family Planning..... 934-4905 STD/HIV Clinics ..... 934-4905 Riverside Housing..... 934-5340	<b>LACONIA</b> Center ..... 524-5512 Head Start ..... 528-5334 Early Head Start..... 528-5334 Elderly..... 524-7689 Family Planning..... 524-5453 Prenatal ..... 524-5453 STD/HIV Clinics ..... 524-5453	<b>OSSIPEE</b> Family Planning .....539-7552 Prenatal.....539-7552 STD/HIV Clinics.....539-7552	<b>PLYMOUTH</b> Family Planning ..... 536-3300 STD/HIV Clinics ..... 536-3584
<b>BELMONT</b> Elderly .....267-9857 Heritage Terr. Housing.....267-8821	<b>EPSOM</b> Meadow Brook Housing ... 736-8250	<b>KEARSARGE VALLEY</b> Center ..... 456-2287 Head Start ..... 456-2288 Kearsarge Housing ..... 456-3398	<b>MEREDITH</b> Center ..... 279-4996 Elderly..... 275-5631	<b>PITTSFIELD</b> Elderly .....435-8482 Head Start .....435-6618	<b>SUNCOOK</b> Center ..... 485-7824 Elderly ..... 485-4254
<b>BRADFORD</b> Elderly.....938-2124				<b>TILTON/NORTHFIELD</b> Head Start ..... 286-3425	

# Community Action Program (CAP) (continued)

SUMMARY OF SERVICES 2011  
PROVIDED TO  
HENNIKER RESIDENTS  
COMMUNITY ACTION PROGRAM  
BELKNAP-MERRIMACK COUNTIES, INC

SERVICE DESCRIPTION	UNITS OF SERVICE	HOUSEHOLDS/PERSONS	VALUE
<b>COMMODITY SUPPLEMENTAL FOOD PROGRAM</b> is a nutrition program that offers participants free nutritious foods to supplement their daily diet. The program serves children under six years of age, women during pregnancy and up to 12 months after the birth of their baby. (An individual may not be enrolled in both the WIC Program and CSFP but a family may have members on both programs.)			
	STATS NOT AVAILABLE		
<b>CONGREGATE MEALS-</b> All elders are welcome to our congregate meal sites/ Senior Centers for nutritious hot meals, social/recreational activities and special events. Value \$6.89 per meal.	MEALS--328	PERSONS--16	\$ 2,259.92
<b>MEALS-ON-WHEELS</b> provides the delivery of nutritionally balanced hot meals to homebound elderly or adult residents five days per week. Value \$7.02 per meal.	MEALS--3081	PERSONS--16	\$ 21,628.62
<b>EMERGENCY FOOD PANTRIES</b> provide up to five days of food for people facing temporary food crisis. Value \$5.00 per meal.	MEALS--80	PERSONS--8	\$400.00
<b>FUEL ASSISTANCE</b> is available to income eligible households to help with energy costs during the prime heating season. Priority is given to the elderly and disabled. The average benefit for the 2010-11 program was \$759.00.	APPLICATIONS--127	PERSONS--281	\$ 103,635.00
<b>ELECTRIC ASSISTANCE</b> program is a statewide program funded by all electric rate payers which provides a specific tier of discount from 7% to 70% on electric bills for income eligible households.	ENROLLED HH--59		\$62,362.87
<b>WOMEN, INFANTS AND CHILDREN</b> provides specific food to supplement daily diet of pregnant or nursing women as well as children under five. Participants receive medical/nutritional screening, counseling and education. Value includes value of vouchers and clinical services.	STATS NOT AVAILABLE		
<b>USDA COMMODITY SURPLUS</b> foods are now distributed directly to local food pantries and kitchens on a quarterly basis. These pantries and soup kitchens service all in need, not just town residents.	CASES--397		\$ 7,164.12
<b>WEATHERIZATION</b> improves the energy efficiency of income eligible households. Supplemental program also includes furnace replacement, water heater replacement and roof repair. Funds from utility energy efficiency programs are leveraged with program funds to complete weatherization projects. Value includes average material and labor.	HOMES--10	PERSONS--14	\$ 55,572.81



# Community Action Program (CAP)

SERVICE DESCRIPTION	UNITS OF SERVICE	HOUSEHOLDS/PERSONS	VALUE
<b>SENIOR COMMUNITY SERVICE EMPLOYMENT PROGRAM</b> provides income eligible seniors with meaningful training and employment experiences within community based non-profit agencies. Seniors are paid for twenty hours of work weekly until appropriate unsubsidized employment is found.	HOURS--793	PERSONS--1	\$ 5,749.25
<b>FAMILY PLANNING</b> provides confidential, comprehensive gynecological care, including complete medical examinations, breast exams, Pap smears, pregnancy testing, birth control and counseling.	STATS NOT AVAILABLE		
<b>RURAL TRANSPORTATION</b> provides regularly scheduled demand response to and from towns in Belknap and Merrimack Counties to medical and professional facilities, shopping centers, and congregate meal sites. Value \$11.93 per ridership.	RIDES--937	PERSONS--21	\$ 11,178.41
<b>HEAD START</b> is a child development program serving children before they enter public school. Classroom and in-home learning services are provided for both children and their families. Value \$8000 per child.	CHILDREN--2		\$ 16,000.00
<b>THE FIXIT PROGRAM</b> mobilizes volunteers, especially skilled occupations such as plumbers and electricians, to assist elderly clients with small household repairs.	HOUSEHOLDS--1	JOBS--1	\$ 177.00
<b>NEIGHBOR HELPING NEIGHBOR</b> provides emergency energy assistance up to \$300 for those not eligible for fuel assistance.	GRANTS--1		\$ 200.00
<b>GRAND TOTAL</b>			<b>\$ 286,328.00</b>
<b>INFORMATION AND REFERRAL</b> --CAP provides utility, landlord/tenant, legal and health counseling as well as referrals for housing, transportation and other life concerns. These support/advocacy services are not tracked.			

# Project Lift - Adult Education



Project Lift Adult Learner Services 63 West Main St Hillsboro, NH 03244	1992- 2006	2007	2008	2009	2010	2011	Totals	GED 2010	GED 2011
Antrim	67	14	13	7	11	6	118	5	2
Bennington	22	5	3	2	5	2	39		1
Concord	5	0	0	0	0	0	5		
Deering	45	7	7	2	3	2	66		
Dublin			1	0	0	0	1		
Francestown	19	0	2	0	2	2	25	1	
Greenfield	6	1		1	4	4	16		1
Greenville	4	0	0	0	0	0	4		
Hancock	3	1	0	1	1	0	6		
Henniker	12	4	2	2	2	4	26		2
Hillsboro	321	52	49	25	36	28	511	9	7
Hopkinton				1	1	1	3		
Keene		1		0	0	1	2		
Jaffrey	11	1		1	1	0	14		
Lyndeborough				1	0	0	1		
New Ipswich				1	1	1	3		
Peteborough	57	9	5	8	6	3	88	2	3
Ringe					1	0	1		
Sharon	1	0	0	0	0	0	1		
Temple	11	2	1	0	1	0	15	1	
Washington	20	3	0	1	0	6	30		4
Weare	5	1	0	0	0	0	6		
Wilton			1	0	0	0	1		
Windsor	1	0	0	1	1	1	4	1	1
Westmorland	1	0	1	0	0	0	2		
Totals	611	101	85	54	76	61	988	19	21
Total Number Students Served 1992-2011 Project LIFT Adult Education									

---

## V.N.A. (Visiting Nurse Association)

---

November 4, 2011

Peter Flynn, Town Administrator  
Town of Henniker  
18 Depot Hill Road  
Henniker, NH 03242


Dear Mr. Flynn,

Concord Regional Visiting Nurse Association has been serving the healthcare needs of people of all ages in central New Hampshire since 1899. During the past year, our not-for-profit charitable organization provided needed homccare services, hospice care, and a wide range of community health services for residents of Henniker, regardless of income levels.

We were honored to once again meet the healthcare needs of your community. Please note that no payment is being requested.

Concord Regional VNA highly values our relationship with your community and looks forward to continue providing services and programs for your residents. If you have any questions or would like us to provide you with our overall community benefits report, please call (603) 230-5661 or e-mail me at [mary.deveau@crvna.org](mailto:mary.deveau@crvna.org).

Sincerely,




Mary B. DeVeau  
President and CEO

---

# Henniker Rotary Club

---



For 27 years the Rotary Club of Henniker has dedicated itself to serving our community as well as engaging in international humanitarian projects. This past year was no different. The club continued maintenance of a several mile stretch of Rt. 114 south of the village, cared for and continued to beautify Amey Brook Park on the Old Concord Road with new plantings and pruning of existing shrubs and gardens, placed holiday decorations in the downtown Henniker area, hosted the 21<sup>st</sup> annual spring Rabies Clinic vaccinating 172 cats and dogs and published the newest edition of its popular Outdoor Guide to Henniker and Hillsborough, distributed free throughout the Contoocook Valley area.

The club held several fund raisers throughout the year including an early spring Wine Tasting and Concert, the 9<sup>th</sup> Annual *Fire on the Mountain* Chili Fest at Pats Peak, a raffle

and several mini-auctions which raised over \$20,000 to distribute in grants to local and international projects, including scholarship assistance to four graduating seniors, funds for local food pantries, summer camperships, morning snacks for the John Stark Bus Stop at the Grange, sponsorship of the Henniker 8<sup>th</sup> grade trip to Washington, DC, acquisitions for the Tucker Free Library and decorations for the Henniker Memorial Day celebration. Internationally, the club made grants for Polio Plus to eradicate the last vestiges of polio, Shelter Boxes for Disaster Relief, Pure Water for the World water filters, Dominican Republic Rainwater Harvesting and a book drive for text books to Ghana.

In what has become an annual event, the Henniker Club hosted the Finals of the District 4-Way Speech Contest at the Henniker Community Center in April. High school students from throughout the district compete for scholarship money and the opportunity to deliver their speech at the District Conference in June. Each student delivers a 5-7 minute speech incorporating elements of Rotary's 4-Way Test: Is it the Truth? Is it fair to all concerned? Will it build goodwill and better friendships? Will it be beneficial to all concerned?

Currently its 22 members accomplish more than clubs twice its size due to their commitment to Service Above Self, the mantra of Rotary International. Of special significance this year, member and former club president, Janice McElroy, is serving as Governor for the southern NH and Vermont District 7870, overseeing the activities of 62 clubs and over 4,000 Rotarians. This special office has been held three times by Henniker Rotarians, only one other club in the district has had more District Governors which is a testament to the quality of leadership that exists in the Henniker club.

At its Annual Charter Night meeting, when the club celebrates its accomplishments for the year, member Daniel DaCosta was honored with Rotarian of the Year, outgoing president John Capuco was honored for his year of service and Jim Walsh was installed as President for 2011-2012. For more information about membership in the Henniker Rotary Club, please contact Membership Chairman Peter Flynn, [pflynn1022@aol.com](mailto:pflynn1022@aol.com).



ABOVE: Chili Fest goers enjoy a fun summer day at Pats Peak.

---

# Henniker Lions Club

---



As part of the Lions Club International family, the largest community service organization in the world, the Henniker Lions Club was chartered in 1984 and has proudly served the Henniker community for over 25 years.

Over the last year, Lions Club activities have included participating in the Henniker Health Fair, School Bike Rodeo and Safe Roads to School Walk program, Music on Main Street, and the semi-annual Henniker section of Route 202/9 highway clean up.

The Lions Club sponsored eyeglasses, two cataract surgeries, and recycling eyeglasses for Henniker residents.

A presentation was given at the White Birch "Lunch and Learn" series on senior eye disease and over two-dozen Henniker children were screened in the Kid Sight Screening program for vision impairments.

Donations were made to the New Hampshire Association for the Blind and money was raised for the Fidelco Seeing Eye dog program.

The White Birch Community Center holiday meal was sponsored and Henniker Food Pantry donations included those for Thanksgiving and Christmas.

Members also provided assistance at the local Hugh O'Brien Youth Leadership Conference.

The Club's Boston Flower Show Bus made its fun ride south and the Club took on continuation of the spring road race (formerly "Mary's Run"), now the Henniker Lions Charity Walk/Run.



ABOVE: The Lions Club sponsors a Charity 5k Walk / Run, formerly known as "Mary's Run."

The Club held a successful Community Action Program winter heat fuel assistance raffle, which took in over \$1500 for Henniker residents!

With the help of the White Birch Senior knitting club, the Knit Witts, the club distributed, 171 hats, 24 pairs of mittens, 18 coats, 9 sweaters, 6 scarves, 2 pairs of socks and 1 afghan to families throughout Henniker during the holiday season.

Finally, during the year, the Henniker Lions Club was awarded the Best Small club in District 44-N.

We are always looking for others who wish to join us in sharing the success of community service.

Dr. Bruce Trivellini, President  
Richard Willgoose, Secretary  
[hennikerlionsclub@comcast.net](mailto:hennikerlionsclub@comcast.net).

---

# Henniker Chamber of Commerce

---

July 2011 marked the one-year anniversary of the Henniker Chamber of Commerce. Membership into the Henniker Chamber of Commerce provides many networking opportunities to meet local business members at monthly events. The idea of a Chamber of Commerce came from the Community Profile event held in April of 2009.

Henniker Chamber Members receive recognition as a chamber professional on the Chamber website, [www.hennikerchamber.org](http://www.hennikerchamber.org). The Henniker Chamber also keeps members up to date with ongoing regulations affecting their business.

The Henniker Chamber of Commerce's mission is to promote the area and its businesses, promote Henniker's growth & prosperity through membership participation and community leadership, provide educational opportunities to its members and welcome visitors and newcomers. There are currently 96 members in the organization.

The success of the Henniker Chamber of Commerce requires the focused and coordinated work of many people through these four committees:

- ◆ Meeting Programs, Education & Events
- ◆ Membership
- ◆ Communications
- ◆ Welcome

Community events include a Spring & Fall Community Clean Up, which includes business and community

participation. Following the clean up efforts there is a barbeque on the lawn at the Henniker Community Center with food provided by the Henniker Chamber of Commerce.

The annual Meet the Town Candidates event is open to public to learn about the contested Town of Henniker board seats for the upcoming election. Each candidate running for a contested seat has an opportunity to introduce him or herself and answer questions from the moderator.

The Henniker Chamber of Commerce is the sponsor of "Bedlam in Henniker" at Music on Main Street. 2011 winners: 1<sup>st</sup> Place – Ayer & Goss; 2<sup>nd</sup> Place – Pats Peak; 3<sup>rd</sup> Place: Henniker Veterinary Hospital. Most Creative: Pats Peak.

The Henniker Chamber of Commerce supports the sign ordinance change being voted on at the next town election.

## **Current Board Members:**

President - Paul Sheppard - Davis & Towle Insurance Group  
President Elect - Jerry Gilbert - Moonlight Electric  
Treasurer - Johanna Michie - Michie Corporation  
Secretary - Jennifer Connor - Connor Backhoe Services  
Scott Dias - Scott Dias Custom Building  
Paula Amato - New England College  
Lori Rowell - Pats Peak Ski Area  
Anne-Mieke Richard - Therapeutic Massage  
Kate McKean Greene - Ayer & Goss

Henniker Chamber of Commerce  
PO Box 885, Henniker, NH 03242  
[www.hennikerchamber.org](http://www.hennikerchamber.org)

# Financials

## Report of the Town Clerk's Office



**For the Year Ending December 31, 2011**

Automobile .....	658,669.25
Boat Fees .....	4,028.31
Dog Licenses .....	3,950.50
Dog Pick-up Fees/Fines .....	350.00
UCC/IRS Filings.....	1,380.00
Marriage Licenses.....	1,280.00
Miscellaneous .....	9,454.55



**TOTAL REMITTED TO TREASURER.....\$679,112.61**

Respectfully submitted,  
KIMBERLY I. JOHNSON  
TOWN CLERK



LEFT: Top - Kimberly Johnson, Town Clerk Tax Collector.  
Middle - Deborah Aucoin, Deputy Town Clerk Tax Collector.  
Bottom - Helga Winn, Assistant Town Clerk Tax Collector.

# Report of the Tax Collector (MS-61)

MS-61

NH DEPARTMENT OF REVENUE ADMINISTRATION  
MUNICIPAL SERVICES DIVISION  
P.O. BOX 487, CONCORD, NH 03302-0487  
(603)271-3397

## TAX COLLECTOR'S REPORT

For the Municipality of       HENNIKER       Year Ending 12/31/2011

### DEBITS

UNCOLLECTED TAXES BEG. OF YEAR*		Levy for Year of this Report	PRIOR LEVIES (PLEASE SPECIFY YEARS)		
			2010		
Property Taxes	#3110		1,153,850.68		
Resident Taxes	#3180				
Land Use Change	#3120				
Yield Taxes	#3185		1,135.29		
Excavation Tax @ \$.02/yd	#3187				
Utility Charges	#3189		125,159.42		
Property Tax Credit Balance**		< >			
Other Tax or Charges Credit Balance**		< >			
TAXES COMMITTED THIS YEAR				For DRA Use Only	
Property Taxes	#3110	11,440,403.00			
Resident Taxes	#3180				
Land Use Change	#3120	26,890.00			
Yield Taxes	#3185	21,466.92			
Excavation Tax @ \$.02/yd	#3187	3,394.54			
Utility Charges	#3189	787,903.68			
OVERPAYMENT REFUNDS					
Property Taxes	#3110	14.25			
Resident Taxes	#3180				
Land Use Change	#3120				
Yield Taxes	#3185				
Excavation Tax @ \$.02/yd	#3187				
Interest - Late Tax	#3190	11,937.10	59,939.37		
Resident Tax Penalty	#3190				
TOTAL DEBITS		12,292,009.49	1,340,084.76	0	

\*This amount should be the same as the last year's ending balance. If not, please explain.

\*\*Enter as a negative. This is the amount of this year's amounts pre-paid last year as authorized by RSA 80:52-a.

\*\*The amount is already included in the warrant & therefore in line #3110 as positive amount for this year's levy.



# Report of the Tax Collector (MS-61) (continued)

MS-61

## TAX COLLECTOR'S REPORT

For the Municipality of       HENNIKER       Year Ending 12/31/2011

CREDITS				
REMITTED TO TREASURER	Levy for Year of This Report	PRIOR LEVIES (PLEASE SPECIFY YEARS)		
		2010		
Property Taxes	10,582,178.32	898,178.96		
Resident Taxes				
Land Use Change	20,870.00			
Yield Taxes	12,944.18	816.07		
Interest (include lien conversion)	11,937.10	59,939.37		
Penalties				
Excavation Tax @ \$.02/yd	3,394.54			
Utility Charges	679,464.64	101,500.00		
Conversion to Lien (principal only)		253,532.13		
Conversion to Lien - utilities		22,933.78		
<b>DISCOUNTS ALLOWED</b>				
<b>ABATEMENTS MADE</b>				
Property Taxes	37,192.93	2,458.81		
Resident Taxes				
Land Use Change				
Yield Taxes	376.80			
Excavation Tax @ \$.02/yd				
Utility Charges	1,187.32	725.64		
<b>CURRENT LEVY DEEDED</b>				
<b>UNCOLLECTED TAXES - END OF YEAR #1080</b>				
Property Taxes	821,786.37			
Resident Taxes				
Land Use Change	6,020.00			
Yield Taxes	8,145.94			
Excavation Tax @ \$.02/yd	0.00			
Utility Charges	107,251.72			
Property Tax Credit Balance**	-740.37			
Other Tax or Charges Credit Balance**	< >			
<b>TOTAL CREDITS</b>	<b>12,292,009.49</b>	<b>1,340,084.76</b>	<b>0.00</b>	<b>0.00</b>

\*\*Enter as a negative. This is the amount of taxes pre-paid for next year as authorized by RSA 80:52-a  
(Be sure to include a positive amount in the appropriate taxes or charges actually remitted to the treasurer).

MS-61  
Rev. 10/10

# Report of the Tax Collector (MS-61) (continued)

MS-61

## TAX COLLECTOR'S REPORT

For the Municipality of HENNIKER Year Ending 12/31/2011

### DEBITS

	Last Year's Levy	PRIOR LEVIES (PLEASE SPECIFY YEARS)		
	2010	2009	2008	2007+
Unredeemed Liens Balance - Beg. Of Year		235,441.05	140,856.93	131,951.79
Liens Executed During Fiscal Year	300,081.11			
Interest & Costs Collected (After Lien Execution)	5,389.80	14,509.81	34,827.05	37,703.93
<b>TOTAL DEBITS</b>	305,470.91	249,950.86	175,683.98	169,655.72

### CREDITS

REMITTED TO TREASURER		Last Year's Levy	PRIOR LEVIES (PLEASE SPECIFY YEARS)		
		2010	2009	2008	2007+
Redemptions		119,466.70	87,142.28	85,595.60	46,680.77
Interest & Costs Collected (After Lien Execution)	#3190	5,389.80	14,509.81	34,827.05	37,703.93
Abatements of Unredeemed Liens		47.71	42.58		
Liens Deeded to Municipality					
Unredeemed Liens Balance - End of Year	#1110	180,566.70	148,256.19	55,261.33	85,271.02
<b>TOTAL CREDITS</b>		305,470.91	249,950.86	175,683.98	169,655.72

Does your municipality commit taxes on a semi-annual basis (RSA 76:15-a) ? YES

Under penalties of perjury, I declare that I have examined the information contained in this form and to the best of my belief it is true, correct and complete.

TAX COLLECTOR'S SIGNATURE

*Kimberly D Johnson*

DATE

02/14/2012

MS-61

# Tax Rate Calculation

## DEPARTMENT OF REVENUE ADMINISTRATION Municipal Services Division 2011 Tax Rate Calculation

**TOWN/CITY: HENNIKER**

Gross Appropriations	5,371,745
Less: Revenues	2,665,683
	0
Add: Overlay (RSA 76:6)	26,587
War Service Credits	49,200

*Barbara Robertson*  
10/20/11

Net Town Appropriation	2,781,849
Special Adjustment	0

Approved Town/City Tax Effort	2,781,849
-------------------------------	-----------

**TOWN RATE**  
**7.24**

### SCHOOL PORTION

Net Local School Budget:			
Gross Approp. - Revenue	6,736,523	571,135	6,165,388
Regional School Apportionment			4,041,134
Less: Education Grant			(2,595,364)

Education Tax (from below)	(953,277)
Approved School(s) Tax Effort	6,657,881

**LOCAL**  
**SCHOOL RATE**  
**17.31**

### EDUCATION TAX

Equalized Valuation(no utilities) x	\$2.325	
410,011,417		953,277
Divide by Local Assessed Valuation (no utilities)		
374,571,263		

**STATE**  
**SCHOOL RATE**  
**2.54**

### COUNTY PORTION

Due to County	1,119,714
	0

Approved County Tax Effort	1,119,714
----------------------------	-----------

**COUNTY RATE**  
**2.91**

Total Property Taxes Assessed	11,512,721
Less: War Service Credits	(49,200)
Add: Village District Commitment(s)	0
<b>Total Property Tax Commitment</b>	<b>11,463,521</b>

**TOTAL RATE**  
**30.00**

### PROOF OF RATE

Local Assessed Valuation		Tax Rate	Assessment
Education Tax (no utilities)	374,571,263	2.54	953,277
All Other Taxes	384,607,063	27.46	10,559,444
			11,512,721

**TRC#**  
**22**

**TRC#**  
**22**

# Budget of the Town (Form MS-6)

MS-6

## BUDGET OF THE TOWN

OF:     HENNIKER

Appropriations and Estimates of Revenue for the Ensuing Year January 1, 2012 to December 31, 2012

or Fiscal Year From \_\_\_\_\_ to \_\_\_\_\_

### IMPORTANT:

Please read RSA 32:5 applicable to all municipalities.


1. Use this form to list the operating budget and all special and individual warrant articles in the appropriate recommended and not recommended area. All proposed appropriations must be on this form.
2. Hold at least one public hearing on this budget.
3. When completed, a copy of the budget must be posted with the warrant. Another copy must be placed on file with the town clerk, and a copy sent to the Department of Revenue Administration at the address below within 20 days after the meeting.


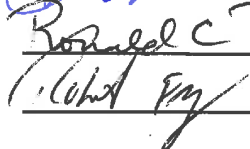
This form was posted with the warrant on (Date): \_\_\_\_\_

### GOVERNING BODY (SELECTMEN)

*Please sign in ink.*

Under penalties of perjury, I declare that I have examined the information contained in this form and to the best of my belief it is true, correct and complete.

  
\_\_\_\_\_  
\_\_\_\_\_

  
\_\_\_\_\_  
\_\_\_\_\_  


**THIS BUDGET SHALL BE POSTED WITH THE TOWN WARRANT**

FOR DRA USE ONLY

NH DEPARTMENT OF REVENUE ADMINISTRATION  
MUNICIPAL SERVICES DIVISION  
P.O. BOX 487, CONCORD, NH 03302-0487  
(603)230-5090

MS-6  
Rev. 12/11

# Budget of the Town (Form MS-6) (continued)

MS-6

Budget - Town of      HENNIKER FY 2012

1	2	3	4	5	6	7
Acct. #	PURPOSE OF APPROPRIATIONS (RSA 32:3,V)	OP Bud. Warr. Art.#	Appropriations Prior Year As Approved by DRA	Actual Expenditures Prior Year	Appropriations Ensuing FY (Recommended)	Appropriations Ensuing FY (Not Recommended)
<b>GENERAL GOVERNMENT</b>						
4130-4139	Executive	12	21,244	19,268	21,710	
4140-4149	Election, Reg. & Vital Statistics	12	71,867	66,686	81,637	
4150-4151	Financial Administration	12	579,777	552,434	541,682	
4152	Revaluation of Property					
4153	Legal Expense	12	25,000	27,470	20,000	
4155-4159	Personnel Administration					
4191-4193	Planning & Zoning	12	52,548	47,458	50,964	
4194	General Government Buildings					
4195	Cemeteries	12	7,250	6,082	7,250	
4196	Insurance	12	106,809	108,583	109,860	
4197	Advertising & Regional Assoc.	12	3,256	3,256	3,317	
4199	Other General Government					
<b>PUBLIC SAFETY</b>						
4210-4214	Police	12	1,047,160	1,013,785	1,006,226	
4215-4219	Ambulance					
4220-4229	Fire	12	509,142	469,086	512,061	
4240-4249	Building Inspection	12	8,496	2,960	6,296	
4290-4298	Emergency Management	12	2,042	1,989	5,792	
4299	Other (Incl. Communications)					
<b>AIRPORT/AVIATION CENTER</b>						
4301-4309	Airport Operations					
<b>HIGHWAYS &amp; STREETS</b>						
4311	Administration	12	616,121	600,080	620,993	
4312	Highways & Streets	12	296,602	376,486	252,500	
4313	Bridges					
4316	Street Lighting	12	20,225	21,460	22,800	
4319	Other					
<b>SANITATION</b>						
4321	Administration	12	495,060	446,243	453,272	
4323	Solid Waste Collection					
4324	Solid Waste Disposal					
4325	Solid Waste Clean-up					
4326-4329	Sewage Coll. & Disposal & Other					

MS-6  
Rev. 10/10

# Budget of the Town (Form MS-6) (continued)

MS-6

Budget - Town of   HENNIKER   FY   2012  

1	2	3	4	5	6	7
Acct. #	PURPOSE OF APPROPRIATIONS (RSA 32:3,V)	OP Bud. Warr. Art.#	Appropriations Prior Year As Approved by DRA	Actual Expenditures Prior Year	Appropriations Ensuuing FY (Recommended)	Appropriations Ensuuing FY (Not Recommended)
<b>WATER DISTRIBUTION &amp; TREATMENT</b>						
4331	Administration					
4332	Water Services					
4335-4339	Water Treatment, Conserv. & Other					
<b>ELECTRIC</b>						
4351-4352	Admin. and Generation					
4353	Purchase Costs					
4354	Electric Equipment Maintenance					
4359	Other Electric Costs					
<b>HEALTH</b>						
4411	Administration					
4414	Pest Control	12	26,940	26,319	26,340	
4415-4419	Health Agencies & Hosp. & Other	12	58,314	58,314	58,366	
<b>WELFARE</b>						
4441-4442	Administration & Direct Assist.	12	80,000	85,489	80,000	
4444	Intergovernmental Welfare Pymts					
4445-4449	Vendor Payments & Other					
<b>CULTURE &amp; RECREATION</b>						
4520-4529	Parks & Recreation	12	42,149	36,021	42,149	
4550-4559	Library	16	190,804	190,804	190,804	
4583	Patriotic Purposes	12	2,150	2,150	2,150	
4589	Other Culture & Recreation	12	5,850	5,713	5,850	
<b>CONSERVATION</b>						
4611-4612	Admin. & Purch. of Nat. Resources	12	3,338	3,338	2,790	
4619	Other Conservation					
<b>REDEVELOPMENT &amp; HOUSING</b>						
4631-4632	Redevelopment and Housing					
4651-4659	Economic Development					
<b>DEBT SERVICE</b>						
4711	Princ.- Long Term Bonds & Notes	12	59,000	59,000	59,000	
4721	Interest-Long Term Bonds & Notes	12	21,335	21,219	18,140	
4723	Int. on Tax Anticipation Notes	12	15,000	7,033	13,000	
4790-4799	Other Debt Service					

# Budget of the Town (Form MS-6) (continued)

**MS-6**

Budget - Town of     HENNIKER FY     2012

1	2	3	4	5	6	7
Acct. #	PURPOSE OF APPROPRIATIONS (RSA 32:3,V)	OP Bud. Warr. Art.#	Appropriations Prior Year As Approved by DRA	Actual Expenditures Prior Year	Appropriations Ensuing FY (Recommended)	Appropriations Ensuing FY (Not Recommended)
<b>CAPITAL OUTLAY</b>						
4901	Land		175,702	83,135		
4902	Machinery, Vehicles & Equipment					
4903	Buildings		22,000	14,900		
4909	Improvements Other Than Bldgs.		1	1		
<b>OPERATING TRANSFERS OUT</b>						
4912	To Special Revenue Fund					
4913	To Capital Projects Fund					
4914	To Enterprise Fund					
	- Sewer	22	506,304	541,790	514,741	
	- Water	21	300,258	277,708	331,440	
	- Electric					
	- Airport					
4918	To Nonexpendable Trust Funds					
4919	To Fiduciary Funds					
<b>OPERATING BUDGET TOTAL</b>			5,371,743	5,176,259	5,061,130	

Use page 5 for special and individual warrant articles.





# Budget of the Town (Form MS-6) (continued)

MS-6

Budget - Town of \_\_\_HENNIKER FY\_2012

1	2	3	4	5	6
Acct. #	SOURCE OF REVENUE	Warr. Art.#	Estimated Revenues Prior Year	Actual Revenues Prior Year	Estimated Revenues Ensuing Year
<b>TAXES</b>					
3120	Land Use Change Taxes - General Fund		0	26,890	7,500
3180	Resident Taxes				
3185	Timber Taxes		21,000	21,090	21,000
3186	Payment in Lieu of Taxes		18,300	18,103	18,535
3189	Other Taxes				
3190	Interest & Penalties on Delinquent Taxes		125,000	153,867	135,000
	Inventory Penalties				
3187	Excavation Tax (\$.02 cents per cu yd)		3,400	3,394	3,400
<b>LICENSES, PERMITS &amp; FEES</b>					
3210	Business Licenses & Permits		945	1,380	1,000
3220	Motor Vehicle Permit Fees		696,000	661,544	660,000
3230	Building Permits		1,200	2,454	1,200
3290	Other Licenses, Permits & Fees		6,000	6,611	6,000
3311-3319	FROM FEDERAL GOVERNMENT		0	94,381	
<b>FROM STATE</b>					
3351	Shared Revenues				
3352	Meals & Rooms Tax Distribution		216,021	216,030	216,021
3353	Highway Block Grant	20	175,702	170,991	150,249
3354	Water Pollution Grant	22	11,084	11,084	11,000
3355	Housing & Community Development				
3356	State & Federal Forest Land Reimbursement		235	235	0
3357	Flood Control Reimbursement		26,202	0	26,202
3359	Other (Including Railroad Tax)	14+	7,083	16,465	255,529
3379	FROM OTHER GOVERNMENTS		9,187	10,470	9,187
<b>CHARGES FOR SERVICES</b>					
3401-3406	Income from Departments		226,240	280,027	243,000
3409	Other Charges		6,500	8,955	7,700
<b>MISCELLANEOUS REVENUES</b>					
3501	Sale of Municipal Property	10+	252,188	252,188	190,000
3502	Interest on Investments		500	254	0
3503-3509	Other	17,15	23,550	52,120	35,000

MS-6  
Rev. 10/10

# Budget of the Town (Form MS-6) (continued)

MS-6

Budget - Town of   HENNIKER   FY   2012  

1	2	3	4	5	6
Acct. #	SOURCE OF REVENUE	Warr. Art.#	Estimated Revenues Prior Year	Actual Revenues Prior Year	Estimated Revenues Ensuing Year
<b>INTERFUND OPERATING TRANSFERS IN</b>					
3912	From Special Revenue Funds				
3913	From Capital Projects Funds				
3914	From Enterprise Funds				
	Sewer - (Offset)	22	495,220	495,220	503,741
	Water - (Offset)	21	300,258	300,258	331,440
	Electric - (Offset)				
	Airport - (Offset)				
3915	From Capital Reserve Funds	10	0	0	60,000
3916	From Trust & Fiduciary Funds	17+	14,500	14,508	26,500
3917	Transfers from Conservation Funds				
<b>OTHER FINANCING SOURCES</b>					
3934	Proc. from Long Term Bonds & Notes	6	0	0	700,000
	Amount Voted From Fund Balance				
	Estimated Fund Balance to Reduce Taxes		30,244	30,244	150,000
<b>TOTAL ESTIMATED REVENUE &amp; CREDITS</b>			<b>2,666,559</b>	<b>2,848,763</b>	<b>3,769,204</b>

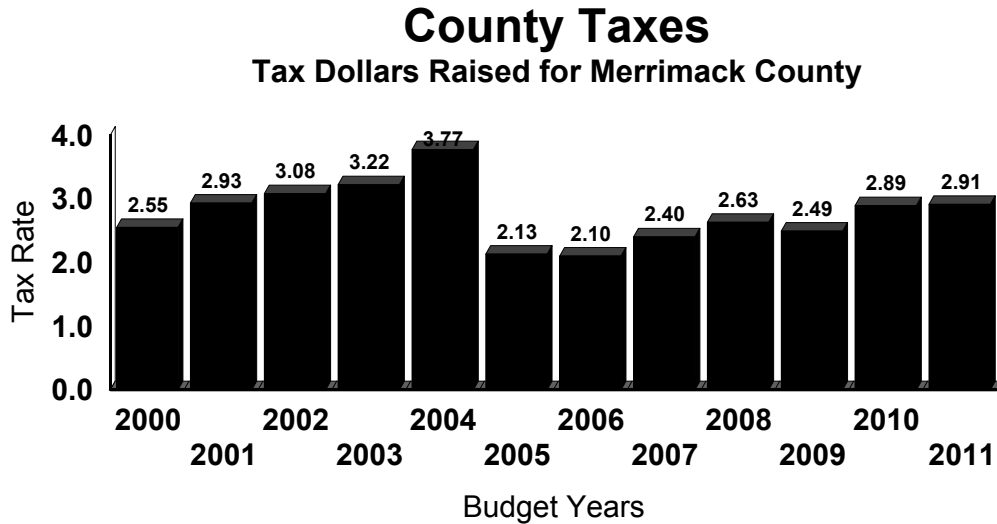
**\*\*BUDGET SUMMARY\*\***

	Prior Year	Ensuing Year
Operating Budget Appropriations Recommended (from page 4)	5,371,743	5,061,130
Special Warrant Articles Recommended (from page 5)		750,001
Individual Warrant Articles Recommended (from page 5)		656,906
<b>TOTAL Appropriations Recommended</b>	<b>5,371,743</b>	<b>6,468,037</b>
Less: Amount of Estimated Revenues & Credits (from above)	2,666,559	3,769,204
<b>Estimated Amount of Taxes to be Raised</b>	<b>2,705,184</b>	<b>2,698,833</b>

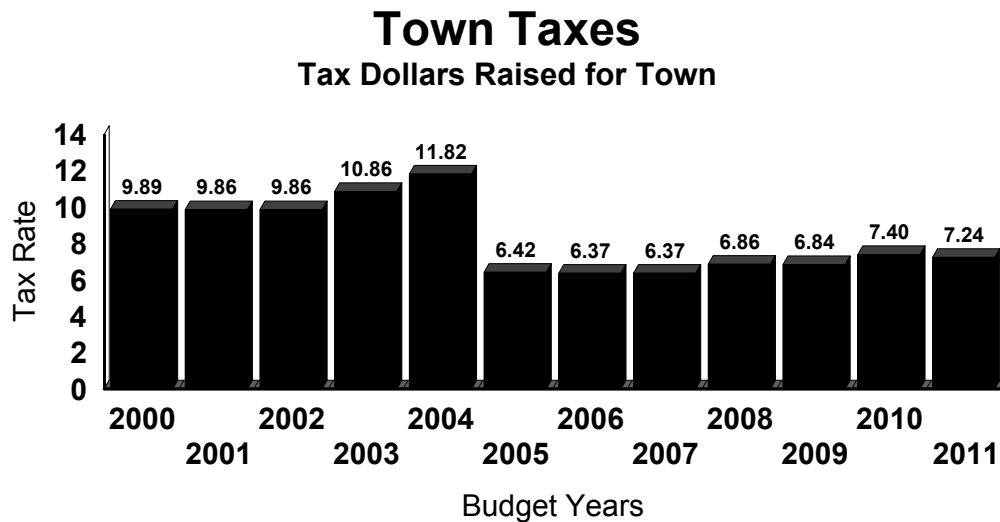
---

# History of Tax Dollars Raised

---



*Tax Rates listed are based on \$1000 of valuation.*

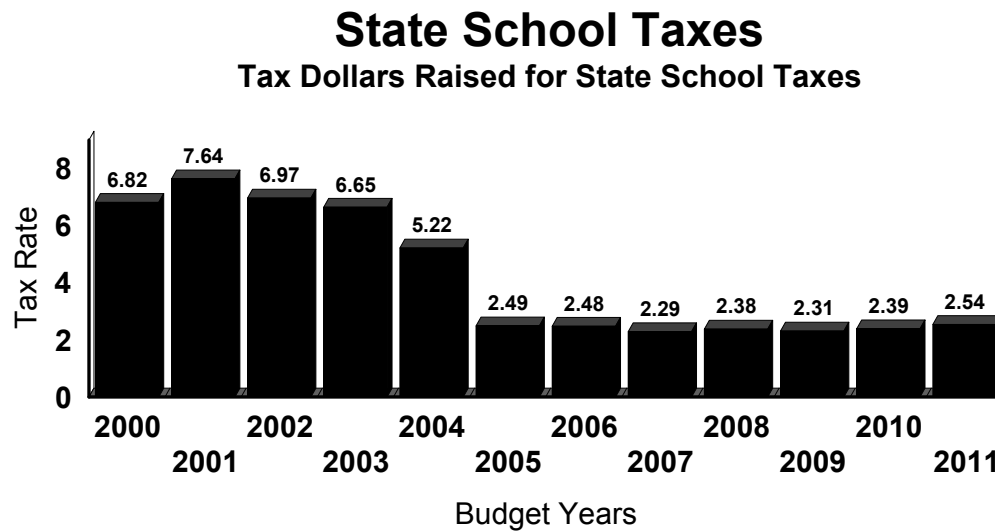
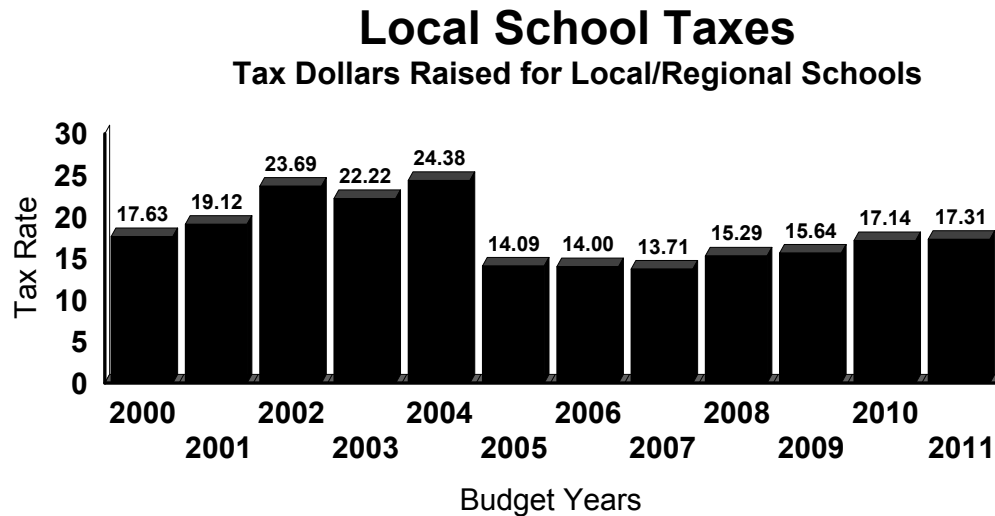


*Tax Rates listed are based on \$1000 of valuation.*

---

## History of Tax Dollars Raised (continued)

---



# Summary Inventory of Valuation (Form MS-1)

The values and figures provided represent the detailed values that are used in the town tax assessments. This information, as well as town revenue and school information, determine the annual tax rate.

Land	Acres	Value	
Current Use	16,903.42	1,675,524	
Discretionary Preservation Easement	0.21	13,395	
Residential	5,652.75	143,901,815	
Commercial/Industrial	1,091.24	18,832,410	
<b>TOTAL</b>	<b>23,530.18</b>		
<b>Total taxable land</b>			<b>164,423,144</b>
Exempt land *	2,775.16	12,288,750	
<b>Buildings</b>		<b>Value</b>	
Residential		177,616,700	
Manufactured Housing		2,706,900	
Commercial/Industrial		33,530,300	
Discretionary Preservation Easement		65,025	
<b>Total taxable buildings</b>			<b>213,918,925</b>
Exempt buildings *		36,003,600	
Public Utilities (PSNH)		10,035,800	
<b>Vaue before exemptions</b>			<b>388,377,869</b>
School dining/dormitory/kitchen exemption (1)		150,000	
Improvements to assist disabled		77,570	227,570
<b>Modified assessed valuation of all properties</b>			<b>388,150,299</b>
	<b>#</b>		
Blind exemption	3	150,000	
Elderly exemption	26	2,039,918	
Disabled exemption	13	1,203,525	
Wood heating energy exemption	24	46,759	
Solar energy exemption	13	103,034	
Total dollar amount of exemptions			3,543,236
<b>Net value on which the tax rate for municipal, county &amp; local education is computed (This value = modified valuation - exemptions)</b>			<b>384,607,063</b>
Less public utilities (PSNH)		10,035,800	
<b>Net valuation without utilities on which tax rate for state education is computed</b>			<b>374,571,263</b>

\* Exempt land and buildings are: town-owned properties, New England College, State of NH, US Government, religious, cemeteries

---

## Summary Inventory of Valuation (Form MS-1) (continued)

---

### VETERAN CREDIT REPORT

	#	
Totally & permanently disabled veterans	7	14,000
Other war service credits	176	35,200
Total number of veterans and credit amounts	183	49,200

**Total Revenues received in lieu of taxes:** 108,601.00

State & federal forest land, and/or flood control land,  
MRK Management and Contoocook Village Precinct

### ELDERLY EXEMPTION REPORT

Age	#		Maximum Allowed	Actual Exemption
65 - 74	10	130,000	1,300,000	252,520
75 - 79	6	150,000	900,000	52,863
80+	10	350,000	3,500,000	1,734,535
Totals	26		5,700,000	2,039,918

### CURRENT USE REPORT

	Total Number Acres	Assessed Valuation
Farm	1,371.82	380,900
Forest/unmanaged	8,079.50	881,213
Forest/managed	6,681.71	399,045
Unproductive	78.56	1,911
Wetland	691.83	12,455
<b>Totals</b>	<b>16,903.42</b>	<b>1,675,524</b>

2,353.49 20% recreation adjustment ( total acres)  
5.55 Acres removed from current use 2011

308 Total owners in current use  
470 Total parcels in current use

**Total amount of Land Use Change Taxes collected** 12,840  
**Land Use Change Tax for Conservation Commission** 6,420

The above MS-1 form for 2011 was duly signed by the Board of Selectmen on 08/25/2011 and forwarded to the Department of Revenue Administration, Community Services Division, Municipal Finance Bureau.

Respectfully submitted,  
Cynthia M. Marsland  
Assessing Technician

# Valuation of Exempt Properties as of April 1, 2011

	LOT NO.	ACRES	LAND	BUILDING	TOTAL
<b>TOWN LAND &amp; BUILDINGS</b>					
ACADEMY HALL	203	0.18	83,200	\$ 251,500	\$ 334,700
COMMUNITY CENTER	242B	0.34	84,900	\$ 380,900	\$ 465,800
COMMUNITY PARK	242A	0.58	54,500	\$ 4,500	\$ 59,000
COMMUNITY CENTER PARKING LOT	240	0.47	113,200		\$ 113,200
CRANEY HILL TOWER	654A	3.60	35,100	\$ 2,000	\$ 37,100
FIRE/RESCUE BUILDING	191	1.39	100,600	\$ 523,900	\$ 624,500
GRANGE	413	3.82	91,000	\$ 137,000	\$ 228,000
HIGHWAY GARAGE	509A	1.25	100,300	\$ 143,900	\$ 244,200
POLICE DEPARTMENT	397X	0.27	125,600	\$ 314,700	\$ 440,300
SEWAGE TREATMENT PLANT	509B/513	4.30	429,000	\$ 3,988,300	\$ 4,417,300
SEWAGE TRMT/PUMP STATIONS	396B	0.16	46,100	\$ 1,600	\$ 47,700
TOWN HALL	421	3.20	89,800	\$ 417,400	\$ 507,200
TRANSFER STATION	665	12.79	136,400	\$ 68,600	\$ 205,000
TRANSFER STATION/GRAVEL BANK	592B	18.40	121,100		\$ 121,100
TUCKER FREE LIBRARY	413C	0.36	85,500	\$ 629,300	\$ 714,800
<b>TOWN FORESTS &amp; CONSERVATION LAND</b>					
BUEHLER/SALMEN FOREST	739	52.00	97,900		\$ 97,900
CHASE BROOK SETTLEMENT	583	61.12	57,900		\$ 57,900
WESTERN AVENUE	561	3.62	11,575		\$ 11,575
WESTERN AVENUE	561B	3.93	13,075		\$ 13,075
WESTERN AVENUE	763D	0.25	4,375		\$ 4,375
PRESTON MEMORIAL FOREST	48	16.50	82,000		\$ 82,000
QUAKER STREET	721B	0.36	89,400		\$ 89,400
<b>TOTALS</b>		<b>188.89</b>	<b>2,052,525</b>	<b>\$ 6,863,600</b>	<b>\$ 8,916,125</b>
<b>TAX DEEDED PROPERTIES</b>					
COLBY HILL ROAD	86	97.00	145,300		\$ 145,300
CRANEY POND ROAD	735	5.50	80,400		\$ 80,400
CRESCENT STREET (REAR OF)	241B	0.11	67,000		\$ 67,000
FLANDERS ROAD - NICHOLS POND	436C	2.27	62,300		\$ 62,300
PASTURE LANE	660XX	26.50	69,200		\$ 69,200
RTE 202/9 S/S	275X	0.50	6,900		\$ 6,900
RTE 114 W/S	664	1.00	7,700		\$ 7,700
STONEHENGE DRIVE	588B7	1.63	73,000		\$ 73,000
WARNER ROAD	50	20.00	78,200		\$ 78,200
WARNER ROAD	47	37.00	167,300	\$ 25,300	\$ 192,600
WESTERN AVENUE	349J	0.40	64,625		\$ 64,625
WESTERN AVENUE	381A2	1.80	116,100		\$ 116,100
WESTERN AVENUE	408A	1.00	65,700		\$ 65,700
WESTERN AVENUE/RR BED	402	0.75	44,400		\$ 44,400
WESTERN AVENUE/PAPERMILL	380A	13.42	76,900		\$ 76,900
WESTERN AVENUE/CANAL	381A3	0.47	28,250		\$ 28,250
<b>TOTALS</b>		<b>209.35</b>	<b>1,153,275</b>	<b>\$ 25,300</b>	<b>\$ 1,178,575</b>

# Valuation of Exempt Properties as of April 1, 2011 (continued)

<b>RELIGIOUS</b>	<b>LOT NO.</b>	<b>ACRES</b>	<b>LAND</b>	<b>BUILDING</b>	<b>TOTAL</b>
CONGREGATIONAL CHURCH/ PARSONAGE	175	0.54	96,200	\$ 130,700	\$ 226,900
CONGREGATIONAL CHURCH	204	1.10	106,700	\$ 865,300	\$ 972,000
CONGREGATIONAL CHURCH	166A	0.36	44,400	\$ 51,000	\$ 95,400
CONGREGATIONAL CHURCH	166	0.51	76,300		\$ 76,300
FRIENDS SOCIETY OF WEARE	638	0.20	60,600	\$ 75,100	\$ 135,700
QUAKER SCHOOL HOUSE	634	0.16	59,200	\$ 78,200	\$ 137,400
ST. THERESA'S CHURCH	551X	23.35	271,800	\$ 2,641,500	\$ 2,913,300
<b>TOTALS</b>		<b>26.22</b>	<b>715,200</b>	<b>\$ 3,841,800</b>	<b>\$ 4,557,000</b>
<b>CEMETERIES</b>	<b>LOT NO.</b>	<b>ACRES</b>	<b>LAND</b>	<b>BUILDING</b>	<b>TOTAL</b>
CIRCLE STREET	422	2.00	73,700	\$ 1,200	\$ 74,900
DEPOT HILL ROAD	434	1.08	60,000		\$ 60,000
NEW CEMETERY N/S	237A/251	9.35	90,600	\$ 16,500	\$ 107,100
NEW CEMETERY S/S	514/515	11.25	93,800	\$ 7,600	\$ 101,400
PLUMMER HILL	703	1.05	59,900		\$ 59,900
QUAKER STREET	635	0.80	51,600		\$ 51,600
<b>TOTALS</b>		<b>25.53</b>	<b>429,600</b>	<b>\$ 25,300</b>	<b>\$ 454,900</b>
<b>COGSWELL SPRINGS WATER</b>	<b>LOT NO.</b>	<b>ACRES</b>	<b>LAND</b>	<b>BUILDING</b>	<b>TOTAL</b>
CSWW OFFICE	96H	5.02	110,200	\$ 535,700	\$ 645,900
TOWN WELLS	501.499B, 571X1, 582A, 517F, 571X1	40.00	117,200	\$ 64,900	\$ 182,100
PUMPING STATION	255CS			\$ 12,000	\$ 12,000
PATTERSON HILL WELL	573	1.00	59,800		\$ 59,800
<b>TOTALS</b>		<b>46.02</b>	<b>287,200</b>	<b>\$ 612,600</b>	<b>\$ 899,800</b>
<b>SCHOOL DISTRICT</b>	<b>LOT NO.</b>	<b>ACRES</b>	<b>LAND</b>	<b>BUILDING</b>	<b>TOTAL</b>
HENNIKER COMMUNITY SCHOOLS	413A/413B	4.03	402,000	\$ 7,526,700	\$ 7,928,700
	410/411/412		85,700	\$ 21,400	\$ 107,100
<b>TOTALS</b>		<b>4.03</b>	<b>402,000</b>	<b>\$ 7,526,700</b>	<b>\$ 8,035,800</b>
<b>OTHER</b>	<b>LOT NO.</b>	<b>ACRES</b>	<b>LAND</b>	<b>BUILDING</b>	<b>TOTAL</b>
REGION VI DEVELOPMENT SER- VICES	153K	0.49	91,100	\$ 136,900	\$ 228,000
NEW ENGLAND COLLEGE	MULTI	186.26	21,642,100	\$ 15,492,400	\$ 37,134,500
<b>TOTALS</b>		<b>186.75</b>	<b>21,733,200</b>	<b>\$ 15,629,300</b>	<b>\$ 37,362,500</b>



# Valuation of Exempt Properties as of April 1, 2011 (continued)

<b>STATE OF NEW HAMPSHIRE</b>					
	<b>LOT NO.</b>	<b>ACRES</b>	<b>LAND</b>	<b>BUILDING</b>	<b>TOTAL</b>
AMES FOREST	608	16.60	88,200		\$ 88,200
BROWNS WAY	763B	10.00	48,700		\$ 48,700
BROWNS WAY S/S	557X1	7.00	56,275		\$ 56,275
COLBY CROSSING & RTE 114	673x	2.00	61,800		\$ 61,800
FRENCH POND ACCESS	313A	0.40	90,475	\$ 13,200	\$ 103,675
KEYSER POND ACCESS	618B	0.13	79,275		\$ 79,275
OLD CONCORD ROAD	486C	9.00	71,100		\$ 71,100
PATCH ROAD & RTE 114	592E	0.34	50,800		\$ 50,800
PLEASANT POND ACCESS	721A	0.12	80,800		\$ 80,800
STATE SHEDS	516	2.45	82,700	\$ 231,400	\$ 314,100
TOTTEN TRAILS	646	109.00	257,100		\$ 257,100
TWIXT RTE 202/OLD RR	550F	0.74	8,100		\$ 8,100
VINCENT STATE FOREST	721F	4.70	81,700		\$ 81,700
<b>TOTALS</b>		<b>162.48</b>	<b>1,057,025</b>	<b>\$ 244,600</b>	<b>\$ 1,301,625</b>
<b>US GOVERNMENT</b>					
	<b>LOT NO.</b>	<b>ACRES</b>	<b>LAND</b>	<b>BUILDING</b>	<b>TOTAL</b>
CONTOOCOOK RIVER S/S	391X	4.70	9,400		\$ 9,400
WEARE ROAD & WATER STREET *	530	151.80	419,000		\$ 419,000
OLD CONCORD ROAD S/S *	301	770.91	1,399,625		\$ 1,399,625
RIVER ROAD S/S *	599A	825.40	1,206,200		\$ 1,206,200
RUSH ROAD	272	0.50	9,100		\$ 9,100
RAMSDELL ROAD	484	0.44	23,400		\$ 23,400
<b>TOTALS</b>		<b>1753.75</b>	<b>3,066,725</b>		<b>\$ 3,066,725</b>
** EACH ASSESSMENT CARD LISTS SEVERAL LOTS					
	<b>LOT NO.</b>	<b>ACRES</b>	<b>LAND</b>	<b>BUILDING</b>	<b>TOTAL</b>
<b>GRAND TOTALS</b>		<b>2603.02</b>	<b>30,896,750</b>	<b>\$ 34,769,200</b>	<b>\$ 65,773,050</b>

Respectfully submitted by  
Cynthia Marsland  
Assessing Technician

# Report of the Treasurer

## Citizens Bank (General Fund)

Beginning Balance 1/1/2011

2,699,380.78

Received from Town Clerk/Tax Collector

12,940,213.12

Received from Selectmen:

Payment in Lieu of Taxes	18,103.47	
Permit fees	2,454.30	
State of NH Rooms Meals	216,030.93	
St of NH Highway Block Grant	170,991.32	
St of NH Flood Control	5,685.00	
St of NH Forest Land	235.64	
St of NH Landfill Aid	7,083.45	
St of NH Water Pollution Control	11,084.00	
St of NH Federal FEMA	94,381.46	
St of NH Refund WWTP Fee	1,000.00	
US Treasury Grant	708.30	
Transfer -St of NH HHHWD	2,203.79	
Transfer - HHHWD Other Towns	9,600.00	
Transfer - Other Towns Use	187.00	
Transfer - Haulers	10,420.00	
Transfer - Sale of Trash/Fees	64,078.73	
Transfer - St of NH Used Oil Grant	785.50	
Transfer - Sale of Permits	441.00	
Transfer - NH the Beautiful Grant	500.00	
Fire - Misc Revenue	105.00	
Fire - NHLGC Grant	20,000.00	
Rescue Billing	148,135.56	
Rescue Intercept/Standby Fees	8,200.00	
Zoning - Application Fees	2,945.00	
Planning - Application/Escrow Fees	9,338.00	
Police - Witness Reimbursement	4,836.68	
Police - Court Fines	8,948.97	
Police - Extra Duty Fees	11,831.90	
Police- Parking Tickets	4,918.00	
Highway Misc Revenue	805.65	
Photocopy, book sales, map sales, Misc	555.35	
Sale of Town Property	252,188.80	
Lease Town Property	8,400.68	
Insurance Reimbursement	1,532.28	
Welfare Reimbursement	23,549.12	
Trust Fund Income	14,508.28	
Employee Disability Wage Reimbursements	8,921.82	
12/31/09 Accounts Receivable, refunds	6,211.40	1,151,906.38
Received From Wastewater Treatment	226,084.00	
Received From Cogswell Spring Water Works	134,000.00	
Received From Athletic Expendable Trust Fund	3,074.74	
Received From Shot Expendable Trust Fund	1,607.57	
Received From Impact Fee Account	20,000.00	
Received From Lake Sunapee TAN	2,500,000.00	
Reimbursement for checks returned	8,096.00	
Interest Earned on Account	1,082.78	

Total Received

16,986,064.59

# Report of the Treasurer (continued)

Disbursed Selectmen Orders	(5,812,785.22)
Disbursed to Henniker School District	(4,013,006.00)
Disbursed to John Stark Regional HS	(3,414,834.00)
Disbursed to County of Merrimack	(1,119,714.00)
Disbursed to Lake Sunapee TAN repayment	(2,500,000.00)
Checks Returned	(5,571.00)
Service Fees on Account	(1,228.31)
 Total Disbursed	 (16,867,138.53)
 Owed From Cogswell Spring	 186,740.00
Owed From Wastewater Treatment	353,250.00
Owed From Athletic	1,090.95
Owed from Shot	1,630.71
Owed to Conservation Fund	(17,372.02)
 <b>Ending Balance 12/31/2010</b>	 <b>3,343,646.48</b>

## **Citizens Bank (Investment)**

<b>Beginning Balance 1/1/2011</b>	<b>664.36</b>
Wire Out to General Fund	0.00
Interest Earned	0.44
<b>Ending Balance 12/31/2011</b>	<b>664.80</b>

## **Citizens Bank (Impact Fee Account)**

<b>Beginning Balance 1/1/2011</b>	<b>21,148.83</b>
Wire Out to General Fund	(20,000.00)
Deposits	16,554.00
Interest Earned	12.44
<b>Ending Balance 12/31/2011</b>	<b>17,715.27</b>

## **Citizens Bank (Bonds Held)**

<b>Beginning Balance 1/1/2011</b>	<b>18,651.73</b>
Deposit	123,703.46
Interest Earned	46.92
<b>Ending Balance 12/31/2011</b>	<b>142,402.11</b>

## **Lake Sunapee Bank (General Fund)**

<b>Beginning Balance 1/1/2010</b>	<b>100.00</b>
Wire Out to General Fund	(2,500,000.00)
Service Charges	(33.00)
Overpayment of Interest Credit	139.25
Advance from TAN	2,500,000.00
<b>Ending Balance 12/31/2010</b>	<b>206.25</b>

## **Citizens Bank (Conservation)**

<b>Beginning Balance 1/1/2011</b>	<b>201,672.40</b>
Wire Out to General Fund	0.00
Interest Earned	139.49
<b>Ending Balance 12/31/2011</b>	<b>201,811.89</b>
<i>Transfer Due from General Fund</i>	<i>17,327.02</i>
<i>Net</i>	<i>219,138.91</i>

# Report of the Treasurer (continued)

## Citizens Bank (Parks)

Beginning Balance 1/1/2011	116.67
Interest Earned	0.09
Ending Balance 12/31/2011	116.76

## Citizens Bank (Retainage)

Beginning Balance 1/1/2011	1,909.03
Interest Earned	1.11
Ending Balance 12/31/2011	1,910.14

## Citizens Bank (SHOT Exp Trust)

Beginning Balance 1/1/2011	1,500.60
Deposits	1,559.42
Interest Earned	1.39
Ending Balance 12/31/2011	3,061.41
Transfer Due to General Fund	(1,630.71)
Net	1,430.70

## Citizens Bank (Athletic Exp Trust)

Beginning Balance 1/1/2011	8,477.50
Interest Earned	5.62
Deposits	8,712.01
Transfer to General Fund	(336.40)
Transfer to General Fund	(2,748.34)
Ending Balance 12/31/2010	14,110.39
Transfer due to General Fund	(1,090.95)
Net	13,019.44

## Summary of Funds Held

Citizens Bank General Fund	3,343,646.48
Citizens Bank Investment	664.80
Citizens Bank Impact Fee	17,715.27
Citizens Bank Bonds Held	142,402.11
Lake Sunapee General Fund	206.25
Citizens Bank Conservation	201,811.89
Citizens Bank Parks	116.76
Citizens Bank Retainage	1,910.14
Citizens Bank SHOT	3,061.41
Citizens Bank Athletic	14,110.39
Citizens Bank Wastewater Treatment	258,022.44
Citizens Bank Cogswell Spring Water	4,867.34
Gross Total of Funds Held 12/31/2010	3,988,535.28

# Trustees of the Trust Fund: COMMON TRUST FUND (Form MS-9)

## REPORT OF THE TRUST FUNDS OF THE TOWN OF HENNIKER, NH ON DECEMBER 31, 2011 (MS-9)

DATE OF CREATION	NAME OF TRUST FUND	FUND CODE	PURPOSE OF TRUST FUND	HOW INVESTED	%	BALANCE BEGINNING YEAR	ADDITIONS/NEW FUNDS CREATED	CASH GAINS (LOSSES)	WITHDRAWALS	BALANCE END YEAR	BALANCE BEGINNING YEAR	INCOME PERCENT	INCOME DURING YEAR AMOUNT	EXPENDED DURING YEAR	FEES	BALANCE END YEAR	GRAND TOTAL OF PRINCIPAL & INCOME
<b>COMMON TRUST FUND</b>																	
1903	Cemetery	C1	Upkeep of Lots	Stocks & Bonds	4.86%	105,917.73	0.00	4,842.68	0.00	110,760.41	2,625.37	4.86%	3,381.25	(2,625.37)	(679.08)	2,702.17	113,462.58
1922	D&W & El Cogswell	C2	Cemeteries	Stocks & Bonds	1.71%	37,311.46	0.00	1,705.92	0.00	39,017.38	924.84	1.71%	1,191.11	(924.84)	(239.22)	951.89	39,969.27
1922	Jamies & Hannah Straw	C3	North Cemetary	Stocks & Bonds	5.45%	118,585.04	0.00	5,421.84	0.00	124,006.88	2,939.36	5.45%	3,785.64	(2,939.36)	(760.30)	3,025.34	127,032.22
1903	First Burial Yard	C4	Upkeep of Lots	Stocks & Bonds	0.08%	1,786.09	0.00	81.66	0.00	1,867.75	44.28	0.08%	57.02	(44.28)	(11.45)	45.56	1,913.31
1903	Center	C5	Upkeep of Lots	Stocks & Bonds	0.55%	11,907.05	0.00	544.40	0.00	12,451.45	295.14	0.55%	380.11	(295.14)	(76.34)	303.78	12,755.23
1903	Plummer	C6	Upkeep of Lots	Stocks & Bonds	0.42%	9,177.61	0.00	419.61	0.00	9,597.22	227.49	0.42%	292.98	(227.49)	(58.84)	234.14	10,131.36
1953	Quaker	C7	Upkeep of Lots	Stocks & Bonds	0.13%	2,876.42	0.00	131.51	0.00	3,007.93	71.29	0.13%	91.82	(71.29)	(18.44)	73.39	3,081.32
1929	LA Cogswell	L1	Tucker Free Lib.	Stocks & Bonds	2.64%	57,580.91	0.00	2,632.67	0.00	60,213.58	1,427.25	2.64%	1,838.18	(1,427.25)	(365.17)	1,469.00	61,682.58
1991	Francis O. Holmes Mem	L2	Tucker Free Lib.	Stocks & Bonds	0.19%	4,123.68	200.00	188.54	0.00	4,512.22	99.74	0.19%	131.64	(99.74)	(26.44)	105.20	4,617.42
1943	D&W & El Cogswell	L3	Benefit Library	Stocks & Bonds	1.71%	37,311.46	0.00	1,705.92	0.00	39,017.38	924.83	1.71%	1,191.11	(924.83)	(239.22)	951.89	39,969.27
1943	AD Hunton	L4	Benefit Library	Stocks & Bonds	0.12%	2,553.37	0.00	116.74	0.00	2,670.11	63.29	0.12%	81.51	(63.29)	(16.37)	65.15	2,735.26
1987	Norjorie B. Bennett	L5	Library	Stocks & Bonds	1.14%	24,800.69	0.00	1,133.92	0.00	25,934.61	614.73	1.14%	791.72	(614.73)	(159.01)	632.72	26,567.33
1984	Scott J. Berry Lib	L6	Use of Library	Stocks & Bonds	0.20%	4,431.96	0.00	202.63	0.00	4,634.59	109.86	0.20%	141.48	(109.86)	(28.42)	113.07	4,747.65
1992	Navy F. Kellman	L7	Library	Stocks & Bonds	0.25%	5,551.79	200.00	253.83	0.00	6,005.62	135.75	0.25%	177.23	(135.75)	(35.59)	141.64	6,147.26
2001	Jamies W. Doon Fund	L8	Library	Stocks & Bonds	0.09%	2,064.60	0.00	94.40	0.00	2,159.00	51.18	0.09%	65.91	(51.18)	(13.24)	52.67	2,211.67
1950	Preston Fund	L9	Books, Tucker Lib	Stocks & Bonds	1.19%	25,973.68	0.00	1,187.55	0.00	27,161.23	643.80	1.19%	829.17	(643.80)	(166.53)	662.64	27,823.87
1938	Alice V. Colby	L10	Library Books	Stocks & Bonds	0.04%	767.97	0.00	35.11	0.00	803.08	19.04	0.04%	24.52	(19.04)	(4.92)	19.59	822.67
1903	George W. Tucker	L11	Benefit Tucker Lib	Stocks & Bonds	11.21%	244,114.71	0.00	11,161.20	0.00	255,275.92	6,050.84	11.21%	7,792.97	(6,050.84)	(1,565.12)	6,227.86	261,503.78
1996	Robert N. Fitch Memorial	L12	Technology	Stocks & Bonds	0.65%	14,234.68	700.00	650.83	0.00	15,585.50	333.01	0.65%	454.42	(333.01)	(91.26)	363.15	15,948.66
2009	Walter K. Robinson	L13	Tucker Free Lib.	Stocks & Bonds	1.02%	2,541.77	223.00	116.21	0.00	2,764.98	60.52	1.02%	81.14	(60.52)	(16.30)	64.85	2,829.83
1977	Beth Borden Scholarship	S1	Scholarships	Stocks & Bonds	1.04%	22,612.44	100.00	1,033.87	0.00	23,646.31	560.49	1.04%	721.87	(560.49)	(144.98)	576.89	24,223.19
1969	Henriker Women's Club Educational Fund	S2	Scholarships	Stocks & Bonds	0.23%	5,003.21	0.00	228.75	0.00	5,231.97	293.80	0.23%	159.72	(293.80)	(32.08)	127.64	5,359.61
1977	NC Parmenter School	S3	Scholarships	Stocks & Bonds	0.96%	20,837.27	0.00	1,087.49	0.00	21,924.76	589.57	0.96%	759.31	(589.57)	(152.50)	606.81	25,479.55
1952	Max Israel Scholarship	S4	Scholarships	Stocks & Bonds	0.07%	1,523.66	0.00	95.70	0.00	1,619.36	516.49	0.07%	66.20	(516.49)	(133.60)	531.60	22,321.57
1986	Evelyn Beane Fund	S5	Scholarships	Stocks & Bonds	0.45%	9,804.89	0.00	448.29	0.00	10,253.18	243.03	0.45%	313.01	(243.03)	(62.86)	250.14	10,503.32
1987	Charles H. Tucker Fund	S6	Scholarships	Stocks & Bonds	0.35%	7,641.23	0.00	349.37	0.00	7,990.60	189.41	0.35%	243.93	(189.41)	(48.99)	194.94	8,185.54
1985	See Parmenter Scholarship	S7	Scholarships	Stocks & Bonds	0.25%	5,407.78	0.00	247.25	0.00	5,655.03	134.05	0.25%	172.63	(134.05)	(34.67)	272.01	5,927.04
1997	Kathy Conroy Scholarship	S8	Scholarships	Stocks & Bonds	0.20%	4,408.10	0.00	201.54	0.00	4,609.64	109.27	0.20%	140.72	(109.27)	(28.26)	112.46	4,722.10
1997	John W. Blair Scholarship	S9	Scholarships	Stocks & Bonds	1.50%	32,710.85	200.86	1,495.58	0.00	34,407.29	803.45	1.50%	1,044.24	(803.45)	(209.72)	834.52	35,241.81
1998	Francis Brown Scholarship	S10	Scholarships	Stocks & Bonds	0.12%	2,517.48	0.00	115.10	0.00	2,632.58	62.40	0.12%	80.37	(62.40)	(16.14)	64.23	2,696.81
1993	James K. Crane Fund	S11	Scholarships	Stocks & Bonds	0.32%	7,074.87	0.00	323.47	0.00	7,398.34	175.36	0.32%	225.85	(175.36)	(45.36)	180.50	7,578.83
2005	Bulah Brown Scholarship	S12	Scholarships	Stocks & Bonds	1.08%	23,437.76	57.92	1,071.60	0.00	24,509.36	579.14	1.08%	748.21	(579.14)	(150.27)	597.95	25,107.31
1920	LA Cogswell Fund	E1	High School Bldg	Stocks & Bonds	12.00%	224,591.68	0.00	10,268.59	0.00	234,860.27	101,884.12	12.00%	7,189.73	(101,884.12)	(1,674.53)	107,613.90	342,474.17
1937	DM & El Cogswell	E2	Scholarships	Stocks & Bonds	0.09%	1,788.11	0.00	119.47	0.00	1,907.58	64.73.84	0.09%	65.44	(64.73.84)	(1.34)	1,842.74	2,757.95.12
1929	George H. Dodge	E3	Temperance films/school	Stocks & Bonds	0.07%	1,403.65	0.00	80.84	0.00	1,484.49	4,410.61	0.07%	27.68	(4,410.61)	(9.58)	1,474.91	6,304.67
1929	LA Cogswell Athletic Fund	E4	Athletic Field	Stocks & Bonds	1.50%	32,550.00	0.00	1,488.68	0.00	34,038.68	13,611.95	1.50%	1,039.43	(13,611.95)	(209.75)	1,229.18	48,400.80
1968	George W. Noyes Fund	E5	Benefit Town	Stocks & Bonds	0.25%	6,286.73	0.00	383.83	0.00	6,670.56	150.25	0.25%	183.51	(150.25)	(38.86)	144.65	6,815.31
1976	La Badger	T1	Town Expenses	Stocks & Bonds	6.24%	135,735.05	0.00	6,207.01	0.00	141,942.06	9,714.73	6.24%	4,333.86	(9,714.73)	(670.40)	13,778.21	155,143.28
1923	J. Proctor & Proctor Farm	T2	Stone bridge/town vote	Stocks & Bonds	0.25%	5,946.40.79	0.00	250.02.19	0.00	6,196.61.98	133.46	0.25%	171.89	(133.46)	(34.52)	137.36	595,793.96
1935	James R. Straw	T3	Town Poor	Stocks & Bonds	0.26%	5,996.18	0.00	274.15	0.00	6,270.33	773.97	0.26%	191.42	(773.97)	(38.44)	526.95	7,197.28
2004	E. Benjamin Ayer Fire Department	T4	As voted by town	Stocks & Bonds	0.00%	0.00	0.00	0.00	0.00	0.00	0.00	0.00%	0.00	0.00	0.00	0.00	0.00
1951	F J Constantino	T5	Henriker Fire Department	Stocks & Bonds	0.26%	5,656.04	0.00	258.60	0.00	5,914.64	718.00	0.26%	180.56	(718.00)	(38.26)	862.30	6,776.94
2005	Community Center Trust Fund	T6	Community Center	Stocks & Bonds	1.72%	30,988.19	0.00	1,709.46	0.00	32,697.65	4,746.26	1.72%	1,193.58	(4,746.26)	(238.71)	5,700.12	44,798.46
1951	LA Cogswell	P1	Parks	Stocks & Bonds	1.42%	30,988.19	0.00	1,709.46	0.00	32,697.65	4,746.26	1.42%	1,193.58	(4,746.26)	(238.71)	5,700.12	44,798.46
1929	LA Cogswell Athletic Fund	P2	Azalea Park	Stocks & Bonds	1.42%	30,988.19	0.00	1,709.46	0.00	32,697.65	4,746.26	1.42%	1,193.58	(4,746.26)	(238.71)	5,700.12	44,798.46
<b>TOTALS</b>																	<b>2,476,726.13</b>

# Trustees of the Trust Fund: CEMETERY FUNDS (Form MS-9)

## REPORT OF THE TRUST FUNDS OF THE TOWN OF HENNIKER, NH ON DECEMBER 31, 2011 CEMETERY FUNDS MS-9

DATE OF CREATION	NAME OF TRUST FUND	%	PRINCIPAL			INCOME				GRAND TOTAL OF PRINCIPAL & INCOME					
			BALANCE BEGINNING YEAR	ADDITIONS/NEW FUNDS CREATED	CASH GAINS OR (LOSSES)	WITHDRAWALS	BALANCE END YEAR	BALANCE BEGINNING YEAR	INCOME PERCENT		DURING YEAR AMOUNT	EXPENDED DURING YEAR	FEES	BALANCE END YEAR	
HENNIKER CEMETERY ASSOCIATION	1919 JENNIE C ALLISON	0.56%	595.37		27.22		622.59	14.76	0.56%	19.01	(14.76)	(3.82)	15.19	637.78	
	1925 LIZZIE H ANDREWS	0.56%	595.37		27.22		622.59	14.76	0.56%	19.01	(14.76)	(3.82)	15.19	637.78	
	1963 NELLIE PUTNEY & CF ARTER	0.56%	595.37		27.22		622.59	14.76	0.56%	19.01	(14.76)	(3.82)	15.19	637.78	
	1931 IDA O ATKINSON	0.28%	297.63		13.61		311.24	7.38	0.28%	9.50	(7.38)	(1.91)	7.59	318.83	
	1928 AMMIE L BACON	0.56%	595.37		27.22		622.59	14.76	0.56%	19.01	(14.76)	(3.82)	15.19	637.78	
	1939 AMMIE L BACON (ADDITIONAL)	0.56%	595.37		27.22		622.59	14.76	0.56%	19.01	(14.76)	(3.82)	15.19	637.78	
	1928 ELLAN R BACON	0.56%	595.37		27.22		622.59	14.76	0.56%	19.01	(14.76)	(3.82)	15.19	637.78	
	1917 MERCIE B BACON	0.28%	297.63		13.61		311.24	7.38	0.28%	9.50	(7.38)	(1.91)	7.59	318.83	
	1928 EVA BARNES	0.28%	297.63		13.61		311.24	7.38	0.28%	9.50	(7.38)	(1.91)	7.59	318.83	
	1939 IDA M BARNES	1.69%	1,786.06		81.66		1,867.72	44.27	1.69%	57.02	(44.27)	(11.45)	45.57	1,913.29	
	1931 WILLIAM H BEAN	0.56%	595.37		27.22		622.59	14.76	0.56%	19.01	(14.76)	(3.82)	15.19	637.78	
	1980 MH & FW BENNETT	1.12%	1,190.72		54.44		1,245.16	29.51	1.12%	38.01	(29.51)	(7.63)	30.38	1,275.54	
	1948 PATTEN BENNETT	0.56%	595.37		27.22		622.59	14.76	0.56%	19.01	(14.76)	(3.82)	15.19	637.78	
	1960 WILLIAM BISHOPIC	0.56%	595.37		27.22		622.59	14.76	0.56%	19.01	(14.76)	(3.82)	15.19	637.78	
	1955 WILBUR BLAISDELL	0.84%	893.00		40.83		933.83	22.13	0.84%	28.51	(22.13)	(5.73)	22.78	956.61	
	1965 NELLIE VAN BLARCOM	0.56%	594.86		27.20		622.06	14.74	0.56%	18.99	(14.74)	(3.81)	15.18	637.24	
	1903 CHARLES BOWMAN	0.28%	297.63		13.61		311.24	7.38	0.28%	9.50	(7.38)	(1.91)	7.59	318.83	
	1932 JOHN BRADY	0.56%	595.37		27.22		622.59	14.76	0.56%	19.01	(14.76)	(3.82)	15.19	637.78	
	1939 GRANT BROWN	0.28%	297.63		13.61		311.24	7.38	0.28%	9.50	(7.38)	(1.91)	7.59	318.83	
	1937 JOHN H BROWN	0.28%	297.63		13.61		311.24	7.38	0.28%	9.50	(7.38)	(1.91)	7.59	318.83	
	1941 WILLIA G BUXTON	1.69%	1,786.94		81.70		1,868.64	44.29	1.69%	57.05	(44.29)	(11.46)	45.59	1,914.23	
	1949 HERBERT W & FLORA CARNES	1.12%	1,190.72		54.44		1,245.16	29.51	1.12%	38.01	(29.51)	(7.63)	30.38	1,275.54	
	1979 WILBUR S CARNES	0.56%	595.37		27.22		622.59	14.76	0.56%	19.01	(14.76)	(3.82)	15.19	637.78	
	1910 FIDELIA H CARTER	0.56%	595.37		27.22		622.59	14.76	0.56%	19.01	(14.76)	(3.82)	15.19	637.78	
	1914 NATHAN CARTER	0.56%	595.37		27.22		622.59	14.76	0.56%	19.01	(14.76)	(3.82)	15.19	637.78	
	1941 DANIEL CATE	0.56%	595.37		27.22		622.59	14.76	0.56%	19.01	(14.76)	(3.82)	15.19	637.78	
	1925 ALBERT H CHASE	0.56%	595.37		27.22		622.59	14.76	0.56%	19.01	(14.76)	(3.82)	15.19	637.78	
	1949 FRANK L CHASE	0.56%	595.37		27.22		622.59	14.76	0.56%	19.01	(14.76)	(3.82)	15.19	637.78	
	1926 HATTIE M CHASE	0.56%	595.37		27.22		622.59	14.76	0.56%	19.01	(14.76)	(3.82)	15.19	637.78	
		HATTIE M CHASE	0.00%	0.00		0.00		0.00	0.00	0.00%	0.00	0.00	0.00	0.00	0.00
	1929 SARAH M CHILDS	0.56%	595.37		27.22		622.59	14.76	0.56%	19.01	(14.76)	(3.82)	15.19	637.78	
	1933 ALBERT E CHOATE	0.56%	595.37		27.22		622.59	14.76	0.56%	19.01	(14.76)	(3.82)	15.19	637.78	
	1911 ALBERT C CLARK	0.56%	594.21		27.17		621.38	14.73	0.56%	18.97	(14.73)	(3.81)	15.16	636.54	
	1919 EDGAR M CLOUGH	0.56%	595.37		27.22		622.59	14.76	0.56%	19.01	(14.76)	(3.82)	15.19	637.78	
	1951 JOHN W ANNIE COCHRANE	0.84%	893.00		40.83		933.83	22.13	0.84%	28.51	(22.13)	(5.73)	22.78	956.61	
1911 ADDIE F COGSWELL	0.28%	297.63		13.61		311.24	7.38	0.28%	9.50	(7.38)	(1.91)	7.59	318.83		
1956 CHARLES F COGSWELL	0.56%	595.37		27.22		622.59	14.76	0.56%	19.01	(14.76)	(3.82)	15.19	637.78		
1906 MARY S COGSWELL	0.56%	595.37		27.22		622.59	14.76	0.56%	19.01	(14.76)	(3.82)	15.19	637.78		
1920 BETSY J COLBY	0.56%	595.37		27.22		622.59	14.76	0.56%	19.01	(14.76)	(3.82)	15.19	637.78		
1943 GEORGE A COLBY	0.56%	595.37		27.22		622.59	14.76	0.56%	19.01	(14.76)	(3.82)	15.19	637.78		
1932 HARRISON COLBY	0.56%	595.37		27.22		622.59	14.76	0.56%	19.01	(14.76)	(3.82)	15.19	637.78		
1924 J MADISON COLBY	0.56%	595.37		27.22		622.59	14.76	0.56%	19.01	(14.76)	(3.82)	15.19	637.78		
1918 JOSEPHINE S COLBY	0.56%	595.37		27.22		622.59	14.76	0.56%	19.01	(14.76)	(3.82)	15.19	637.78		
1920 FRANK A CONNOR	0.39%	416.74		19.05		435.79	10.33	0.39%	13.30	(10.33)	(2.67)	10.63	446.42		
1931 IRA CONNOR	0.56%	595.37		27.22		622.59	14.76	0.56%	19.01	(14.76)	(3.82)	15.19	637.78		
1916 LEVI S CONNOR	0.56%	595.37		27.22		622.59	14.76	0.56%	19.01	(14.76)	(3.82)	15.19	637.78		
1916 LEVI S CONNOR	0.56%	595.37		27.22		622.59	14.76	0.56%	19.01	(14.76)	(3.82)	15.19	637.78		
1943 WALTER A CONNOR	1.12%	1,190.72		54.44		1,245.16	29.51	1.12%	38.01	(29.51)	(7.63)	30.38	1,275.54		
1921 CHARLES H COURSER	0.28%	297.63		13.61		311.24	7.38	0.28%	9.50	(7.38)	(1.91)	7.59	318.83		
1935 FITZ H COURSER	0.56%	595.37		27.22		622.59	14.76	0.56%	19.01	(14.76)	(3.82)	15.19	637.78		
1935 HF & AR COURSER	0.56%	595.37		27.22		622.59	14.76	0.56%	19.01	(14.76)	(3.82)	15.19	637.78		
1903 COWDRY FUND	0.28%	297.63		13.61		311.24	7.38	0.28%	9.50	(7.38)	(1.91)	7.59	318.83		
1939 WELL DAVIS	0.56%	595.37		27.22		622.59	14.76	0.56%	19.01	(14.76)	(3.82)	15.19	637.78		
1923 ADA S DODGE	0.56%	595.37		27.22		622.59	14.76	0.56%	19.01	(14.76)	(3.82)	15.19	637.78		
1922 GEORGE H DODGE	0.42%	446.53		20.42		466.94	11.07	0.42%	14.25	(11.07)	(2.86)	11.39	478.33		
1919 MARGARET DOUGLAS	0.56%	595.37		27.22		622.59	14.76	0.56%	19.01	(14.76)	(3.82)	15.19	637.78		
1918 R M DOWLIN	0.56%	595.37		27.22		622.59	14.76	0.56%	19.01	(14.76)	(3.82)	15.19	637.78		
1932 GEORGE H DREW	0.56%	595.37		27.22		622.59	14.76	0.56%	19.01	(14.76)	(3.82)	15.19	637.78		
1904 MARK DUSTIN	0.56%	595.37		27.22		622.59	14.76	0.56%	19.01	(14.76)	(3.82)	15.19	637.78		
1919 ZAHOH DUSTIN	0.56%	595.37		27.22		622.59	14.76	0.56%	19.01	(14.76)	(3.82)	15.19	637.78		
1919 GEORGE A EASTMAN	1.12%	1,190.72		54.44		1,245.16	29.51	1.12%	38.01	(29.51)	(7.63)	30.38	1,275.54		
1929 MARY C EATON	0.56%	595.37		27.22		622.59	14.76	0.56%	19.01	(14.76)	(3.82)	15.19	637.78		
1979 MD & DM FALLON	0.56%	595.37		27.22		622.59	14.76	0.56%	19.01	(14.76)	(3.82)	15.19	637.78		
1935 JOHN F FALVEY	0.56%	595.37		27.22		622.59	14.76	0.56%	19.01	(14.76)	(3.82)	15.19	637.78		
1935 BOWEN FAMILY	0.56%	595.37		27.22		622.59	14.76	0.56%	19.01	(14.76)	(3.82)	15.19	637.78		

# Trustees of the Trust Fund: CEMETERY FUNDS (Form MS-9) (continued)

DATE OF CREATION	NAME OF TRUST FUND	%	BALANCE BEGINNING YEAR	ADDITIONS/NEW FUNDS CREATED	PRINCIPAL CASH GAINS OR (LOSSES)	WITHDRAWALS	BALANCE END YEAR	BALANCE BEGINNING YEAR	INCOME PERCENT	INCOME DURING YEAR AMOUNT	EXPENDED DURING YEAR	FEES	BALANCE END YEAR	GRAND TOTAL OF PRINCIPAL & INCOME
1939	GEORGE P FARRAR	0.56%	595.37		27.22		622.59	14.76	0.56%	19.01	(14.76)	(3.82)	15.19	637.78
1930	MARY FARRAR	0.56%	595.37		27.22		622.59	14.76	0.56%	19.01	(14.76)	(3.82)	15.19	637.78
1928	ANDREW P FAVOR	0.28%	297.63		13.61		311.24	7.38	0.28%	9.50	(7.38)	(1.91)	7.59	318.83
1918	ALMEDIA FELCH	0.56%	595.37		27.22		622.59	14.76	0.56%	19.01	(14.76)	(3.82)	15.19	637.78
1938	JESSIE M FISHER	1.12%	1,190.72		54.44		1,245.16	29.51	1.12%	38.01	(29.51)	(7.63)	30.38	1,275.54
1962	FLANDERS	0.56%	595.37		27.22		622.59	14.76	0.56%	19.01	(14.76)	(3.82)	15.19	637.78
1943	W O & J FLANDERS	1.12%	1,190.72		54.44		1,245.16	29.51	1.12%	38.01	(29.51)	(7.63)	30.38	1,275.54
1961	MARY E FLANDERS	0.56%	595.37		27.22		622.59	14.76	0.56%	19.01	(14.76)	(3.82)	15.19	637.78
1934	EDWARD G FLANDERS	0.84%	893.00		40.83		933.83	22.13	0.84%	28.51	(22.13)	(5.73)	22.78	966.61
1928	WILLIAM F FLANDERS	0.28%	297.63		13.61		311.24	7.38	0.28%	9.50	(7.38)	(1.91)	7.59	318.83
1929	JAMES H FLANDERS	0.56%	595.37		27.22		622.59	14.76	0.56%	19.01	(14.76)	(3.82)	15.19	637.78
1926	FOLLANSBEE	0.42%	446.53		20.42		466.94	11.07	0.42%	14.25	(11.07)	(2.86)	11.39	478.33
1937	BON E GALE	0.14%	148.77		6.80		155.58	3.89	0.14%	4.75	(3.89)	(0.95)	3.80	159.37
1932	MARSHALL GILCHRIST	0.56%	595.37		27.22		622.59	14.76	0.56%	19.01	(14.76)	(3.82)	15.19	637.78
1935	JACOB GORDAN	0.56%	595.37		27.22		622.59	14.76	0.56%	19.01	(14.76)	(3.82)	15.19	637.78
1957	EPHRAIM P GOSS	0.56%	595.37		27.22		622.59	14.76	0.56%	19.01	(14.76)	(3.82)	15.19	637.78
1918	FRANKLIN C GOSS	1.12%	1,190.72		54.44		1,245.16	29.51	1.12%	38.01	(29.51)	(7.63)	30.38	1,275.54
1918	ELIZABETH P GOVE	0.56%	595.37		27.22		622.59	14.76	0.56%	19.01	(14.76)	(3.82)	15.19	637.78
1935	LILLIAN F HALE	1.12%	1,190.72		54.44		1,245.16	29.51	1.12%	38.01	(29.51)	(7.63)	30.38	1,275.54
1974	BERNARD F HALL	0.56%	595.37		27.22		622.59	14.76	0.56%	19.01	(14.76)	(3.82)	15.19	637.78
1915	WILLIAM P HARWOOD	0.56%	595.37		27.22		622.59	14.76	0.56%	19.01	(14.76)	(3.82)	15.19	637.78
1957	LILLIAN HERRICK	0.56%	595.37		27.22		622.59	14.76	0.56%	19.01	(14.76)	(3.82)	15.19	637.78
1911	EDWIN B HOWE	0.28%	297.63		13.61		311.24	7.38	0.28%	9.50	(7.38)	(1.91)	7.59	318.83
1928	LILLA J HOWE	0.28%	297.63		13.61		311.24	7.38	0.28%	9.50	(7.38)	(1.91)	7.59	318.83
1944	HERBERT C HOYT	0.56%	595.37		27.22		622.59	14.76	0.56%	19.01	(14.76)	(3.82)	15.19	637.78
1937	AD HUNTOON	0.56%	595.37		27.22		622.59	14.76	0.56%	19.01	(14.76)	(3.82)	15.19	637.78
1940	AM INGERSOLL	0.56%	595.37		27.22		622.59	14.76	0.56%	19.01	(14.76)	(3.82)	15.19	637.78
1988	EJ AND LK KILBURN	0.28%	297.63		13.61		311.24	7.38	0.28%	9.50	(7.38)	(1.91)	7.59	318.83
1933	EDWARD B LAWRENCE	0.56%	595.37		27.22		622.59	14.76	0.56%	19.01	(14.76)	(3.82)	15.19	637.78
1944	FRED A LEAVIT	0.84%	893.00		40.83		933.83	22.13	0.84%	28.51	(22.13)	(5.73)	22.78	966.61
1940	JULIE A LEWIS	1.12%	1,190.72		54.44		1,245.16	29.51	1.12%	38.01	(29.51)	(7.63)	30.38	1,275.54
1940	JULIA A LEWIS	1.12%	1,190.72		54.44		1,245.16	29.51	1.12%	38.01	(29.51)	(7.63)	30.38	1,275.54
1928	ELLA P MANCHESTER	0.56%	595.37		27.22		622.59	14.76	0.56%	19.01	(14.76)	(3.82)	15.19	637.78
1934	CHARLES W MARTIN	1.69%	1,786.09		81.66		1,867.75	44.27	1.69%	57.02	(44.27)	(11.45)	45.57	1,913.32

# Trustees of the Trust Fund: CEMETERY FUNDS (Form MS-9) (continued)

DATE OF CREATION	NAME OF TRUST FUND	%	PRINCIPAL			INCOME				BALANCE END YEAR	FEES	BALANCE END YEAR	GRAND TOTAL OF PRINCIPAL & INCOME
			BALANCE BEGINNING YEAR	ADDITIONS/NEW FUNDS CREATED	CASH GAINS OR (LOSSES)	WITHDRAWALS	BALANCE END YEAR	BALANCE BEGINNING YEAR	INCOME PERCENT	DURING YEAR AMOUNT	EXPENDED DURING YEAR		
1921	CHARLES L MATTHEWS	0.56%	595.37		27.22		622.59	14.76	0.56%	19.01	(14.76)	15.19	637.78
1928	CHARLES L MATTHEWS	0.56%	595.37		27.22		622.59	14.76	0.56%	19.01	(14.76)	15.19	637.78
1931	CHARLES T MATTHEWS	0.39%	416.74		19.05		435.79	10.33	0.39%	13.30	(10.33)	10.63	446.42
1922	GEORGE R MCALLISTER	0.56%	595.37		27.22		622.59	14.76	0.56%	19.01	(14.76)	15.19	637.78
1919	HENRY E MERRICK	0.28%	297.63		13.61		311.24	7.38	0.28%	9.50	(7.38)	7.59	318.83
1930	HATTIE W MESSER	0.56%	595.37		27.22		622.59	14.76	0.56%	19.01	(14.76)	15.19	637.78
1953	HARRISON B MORRELL	0.56%	595.37		27.22		622.59	14.76	0.56%	19.01	(14.76)	15.19	637.78
1917	ALMA B MORSE	1.12%	1,190.72		54.44		1,245.16	29.51	1.12%	38.01	(29.51)	30.38	1,275.54
1946	IDA B MORSE	0.56%	595.37		27.22		622.59	14.76	0.56%	19.01	(14.76)	15.19	637.78
1911	NATHAN NEWTON	0.28%	297.63		13.61		311.24	7.38	0.28%	9.50	(7.38)	7.59	318.83
1918	LEVI C NEWTON	0.56%	595.37		27.22		622.59	14.76	0.56%	19.01	(14.76)	15.19	637.78
1939	SOA NEWTON	0.56%	595.37		27.22		622.59	14.76	0.56%	19.01	(14.76)	15.19	637.78
1913	JENNIE F NUTTER	0.42%	446.53		20.42		466.94	11.07	0.42%	14.25	(11.07)	11.39	478.33
1938	CLARK OLENECK	0.56%	595.37		27.22		622.59	14.76	0.56%	19.01	(14.76)	15.19	637.78
1916	GEORGIANNA PATTERSON	1.12%	1,190.72		54.44		1,245.16	29.51	1.12%	38.01	(29.51)	30.38	1,275.54
1927	SAMUEL K PAGE	0.56%	595.37		27.22		622.59	14.76	0.56%	19.01	(14.76)	15.19	637.78
1916	GEORGIANNA PATTERSON	1.12%	1,190.72		54.44		1,245.16	29.51	1.12%	38.01	(29.51)	30.38	1,275.54
1939	HEMAN D PATTERSON	0.56%	595.37		27.22		622.59	14.76	0.56%	19.01	(14.76)	15.19	637.78
1930	FRANK J PEABODY	0.56%	595.37		27.22		622.59	14.76	0.56%	19.01	(14.76)	15.19	637.78
1953	MATTIS A PEASLEE	1.12%	1,190.72		54.44		1,245.16	29.51	1.12%	38.01	(29.51)	30.38	1,275.54
1925	JAMES B PHILLIPS	0.56%	595.37		27.22		622.59	14.76	0.56%	19.01	(14.76)	15.19	637.78
1916	SARAH W PHILLSBURY	0.84%	893.00		40.83		933.83	22.13	0.84%	28.51	(22.13)	22.78	956.61
1938	MYRON J PRESBY	0.42%	446.53		20.42		466.94	11.07	0.42%	14.25	(11.07)	11.39	478.33
1950	A G PRESTON	0.28%	297.63		13.61		311.24	7.38	0.28%	9.50	(7.38)	7.59	318.83
1930	GEORGE C PRESTON	0.56%	595.37		27.22		622.59	14.76	0.56%	19.01	(14.76)	15.19	637.78
1981	NORMAN O RAYMOND	0.56%	595.37		27.22		622.59	14.76	0.56%	19.01	(14.76)	15.19	637.78
1922	WILLIAM F RAYMOND	0.56%	595.37		27.22		622.59	14.76	0.56%	19.01	(14.76)	15.19	637.78
1934	GEORGE W RICE	0.56%	595.37		27.22		622.59	14.76	0.56%	19.01	(14.76)	15.19	637.78
1934	JAMES G RICE	0.56%	595.37		27.22		622.59	14.76	0.56%	19.01	(14.76)	15.19	637.78
1934	JACOB & HARRISON RICE	0.56%	595.37		27.22		622.59	14.76	0.56%	19.01	(14.76)	15.19	637.78
1909	SARAH P RICHARDSON	1.41%	1,488.40		68.05		1,556.45	36.89	1.41%	47.51	(36.89)	37.97	1,594.43
1941	WILLIS ROBBINS	0.56%	595.37		27.22		622.59	14.76	0.56%	19.01	(14.76)	15.19	637.78
1967	ALBERT H ROGERS	2.25%	2,382.15		108.91		2,491.06	59.05	2.25%	75.05	(59.05)	60.77	2,551.84
1959	CARROLL T ROGERS	2.81%	2,977.36		136.13		3,113.49	73.80	2.81%	95.05	(73.80)	75.96	3,189.44
1962	DR GEORGE H SANBORN	1.12%	1,190.72		54.44		1,245.16	29.51	1.12%	38.01	(29.51)	30.38	1,275.54
1916	WARREN SANBORN	0.00%	0.00		0.00		0.00	0.00	0.00%	0.00	0.00	0.00	0.00
1932	THOMAS W SARGENT	0.39%	416.74		19.05		435.79	10.33	0.39%	13.30	(10.33)	10.63	446.42
1918	JOLIN H SAVAGE	0.56%	595.37		27.22		622.59	14.76	0.56%	19.01	(14.76)	15.19	637.78
1935	FRED W SHELTON	0.28%	297.63		13.61		311.24	7.38	0.28%	9.50	(7.38)	7.59	318.83
1922	ALMA P SHEPARD	0.56%	595.37		27.22		622.59	14.76	0.56%	19.01	(14.76)	15.19	637.78
1942	E C STELLE	0.03%	29.78		1.36		31.14	0.74	0.03%	0.95	(0.74)	0.76	31.90
1973	JULIA RUTH STEWART	0.56%	595.37		27.22		622.59	14.76	0.56%	19.01	(14.76)	15.19	637.78
1929	FH & RE STRAW	0.56%	595.37		27.22		622.59	14.76	0.56%	19.01	(14.76)	15.19	637.78
1916	SETH W STRAW	0.56%	595.37		27.22		622.59	14.76	0.56%	19.01	(14.76)	15.19	637.78
1962	CHARLES A TAYLOR	0.56%	595.37		27.22		622.59	14.76	0.56%	19.01	(14.76)	15.19	637.78
1903	GEORGE W TUCKER	0.56%	595.37		27.22		622.59	14.76	0.56%	19.01	(14.76)	15.19	637.78
1984	JOSEPH G WADSWORTH	0.56%	595.37		27.22		622.59	14.76	0.56%	19.01	(14.76)	15.19	637.78
1939	WALLACE FAMILY	0.84%	893.00		40.83		933.83	22.13	0.84%	28.51	(22.13)	22.78	956.61
1939	ED & RB WALLACE	1.12%	1,190.72		54.44		1,245.16	29.51	1.12%	38.01	(29.51)	30.38	1,275.54



# Trustees of the Trust Fund: CEMETERY FUNDS (Form MS-9) (continued)

DATE OF CREATION	NAME OF TRUST FUND	%	BALANCE BEGINNING YEAR	ADDITIONS/NEW FUNDS CREATED	PRINCIPAL CASH GAINS OR (LOSSES)	WITHDRAWALS	BALANCE END YEAR	BALANCE BEGINNING YEAR	INCOME PERCENT	INCOME DURING YEAR AMOUNT	EXPENDED DURING YEAR	FEES	BALANCE END YEAR	GRAND TOTAL OF PRINCIPAL & INCOME
1944	FRED N WEBSTER	0.28%	297.63		13.61		311.24	7.38	0.28%	9.50	(7.38)	(1.91)	7.59	318.83
1922	JOSEPHINE H WESTCOMB	0.84%	893.00		40.83		933.83	22.13	0.84%	28.51	(22.13)	(5.73)	22.78	956.61
1923	ALLIAN C WHEELER	0.56%	595.37		27.22		622.59	14.76	0.56%	19.01	(14.76)	(3.82)	15.19	637.78
1918	FANNIE W WHITCOMB	0.57%	598.56		27.37		625.92	14.84	0.57%	19.11	(14.84)	(3.82)	15.27	641.20
1914	FANNIE W WHITCOMB	0.56%	595.37		27.22		622.59	14.76	0.56%	19.01	(14.76)	(3.82)	15.19	637.78
1918	M ELIZABETH WHITCOMB	0.56%	595.37		27.22		622.59	14.76	0.56%	19.01	(14.76)	(3.82)	15.19	637.78
1935	WHITMORE - CURRIER	0.56%	595.37		27.22		622.59	14.76	0.56%	19.01	(14.76)	(3.82)	15.19	637.78
1930	GEORGIA E WHITHERILL	0.56%	595.37		27.22		622.59	14.76	0.56%	19.01	(14.76)	(3.82)	15.19	637.78
1943	MARY L WIIGEN	0.56%	595.37		27.22		622.59	14.76	0.56%	19.01	(14.76)	(3.82)	15.19	637.78
		<b>100.00%</b>	<b>105,917.72</b>	<b>0.00</b>	<b>4,842.66</b>	<b>0.00</b>	<b>110,760.40</b>	<b>2,625.37</b>	<b>100.00%</b>	<b>3,381.25</b>	<b>(2,625.37)</b>	<b>(679.09)</b>	<b>2,702.17</b>	<b>113,462.57</b>
1935	FIRST BURIAL YARD													
1935	JOHN M CHASE	33.33%	595.37		27.22		622.59	14.76	33.33%	19.01	(14.76)	(3.82)	15.19	637.78
1903	LUCY S CONNOR	66.67%	1,190.72		54.44		1,245.16	29.52	66.67%	38.01	(29.52)	(7.63)	30.38	1,275.54
		<b>100.00%</b>	<b>1,786.09</b>	<b>0.00</b>	<b>81.66</b>	<b>0.00</b>	<b>1,867.75</b>	<b>44.28</b>	<b>100.00%</b>	<b>57.02</b>	<b>(44.28)</b>	<b>(11.45)</b>	<b>45.57</b>	<b>1,913.31</b>
1927	E C & I BLACK	5.00%	595.37		27.22		622.59	14.76	5.00%	19.01	(14.76)	(3.82)	15.19	637.78
1929	MOSES J BROWN	5.00%	595.37		27.22		622.59	14.76	5.00%	19.01	(14.76)	(3.82)	15.19	637.78
1934	LEVI COLBY FAMILY	2.50%	297.63		13.61		311.24	7.38	2.50%	9.50	(7.38)	(1.91)	7.59	318.83
1906	ALMIRA COOK	2.50%	297.63		13.61		311.24	7.38	2.50%	9.50	(7.38)	(1.91)	7.59	318.83
1929	JOSHUA DARLING	5.00%	595.37		27.22		622.59	14.76	5.00%	19.01	(14.76)	(3.82)	15.19	637.78
1919	MARGARET DOUGLASS	0.00%	0.00		0.00		0.00	0.00	0.00%	0.00	0.00	0.00	0.00	0.00
1927	C & JH GEORGE	5.00%	595.37		27.22		622.59	14.76	5.00%	19.01	(14.76)	(3.82)	15.19	637.78
1952	IDA MAE GIBSON	10.00%	1,190.72		54.44		1,245.16	29.51	10.00%	38.01	(29.51)	(7.63)	30.38	1,275.54
1961	WILLIAM H GILMORE	10.00%	1,190.72		54.44		1,245.16	29.51	10.00%	38.01	(29.51)	(7.63)	30.38	1,275.54
1927	E & E HEMPHILL	5.00%	595.37		27.22		622.59	14.76	5.00%	19.01	(14.76)	(3.82)	15.19	637.78
1946	ED & NELLIE HEMPHILL	10.00%	1,190.72		54.44		1,245.16	29.51	10.00%	38.01	(29.51)	(7.63)	30.38	1,275.54
1903	RUFUS T HOWE	10.00%	1,190.72		54.44		1,245.16	29.51	10.00%	38.01	(29.51)	(7.63)	30.38	1,275.54
1923	MARY MARSH	5.00%	595.37		27.22		622.59	14.76	5.00%	19.01	(14.76)	(3.82)	15.19	637.78
1908	SARAH M MORSE	5.00%	595.37		27.22		622.59	14.76	5.00%	19.01	(14.76)	(3.82)	15.19	637.78
1934	WILLIAM OSBORNE	2.50%	297.63		13.61		311.24	7.38	2.50%	9.50	(7.38)	(1.91)	7.59	318.83
1930	J WILLIS PLUMMER	5.00%	595.37		27.22		622.59	14.76	5.00%	19.01	(14.76)	(3.82)	15.19	637.78
1908	EDNA DEAN PROCTOR	10.00%	1,190.72		54.44		1,245.16	29.51	10.00%	38.01	(29.51)	(7.63)	30.38	1,275.54
1912	MARY C WADSWORTH	2.50%	297.63		13.61		311.24	7.38	2.50%	9.50	(7.38)	(1.91)	7.59	318.83
		<b>100.00%</b>	<b>11,907.05</b>	<b>0.00</b>	<b>544.40</b>	<b>0.00</b>	<b>12,451.45</b>	<b>295.14</b>	<b>100.00%</b>	<b>380.11</b>	<b>(295.14)</b>	<b>(76.34)</b>	<b>303.77</b>	<b>12,755.23</b>
2001	SUZANNE DOBBINS	7.42%	680.65		31.12		711.77	23.00	7.42%	21.73	(16.87)	(4.36)	23.49	735.26
1914	BETSEL FLANDERS	6.49%	595.37		27.22		622.59	20.12	6.49%	19.01	(14.76)	(3.82)	20.55	643.14
2005	SCOTT H & ATHENA J LAWSON	12.82%	1,176.23		53.78		1,230.00	(42.85)	12.82%	37.55	(29.16)	(7.54)	(42.00)	1,188.00
1964	LEON K PARKER	6.49%	595.37		27.22		622.59	20.12	6.49%	19.01	(14.76)	(3.82)	20.55	643.14
1914	PARKER P PATCH	5.19%	476.27		21.78		498.05	16.09	5.19%	15.20	(11.81)	(3.05)	16.44	514.48
1903	GEORGE W PLUMMER	12.97%	1,190.72		54.44		1,245.16	40.23	12.97%	38.01	(29.51)	(7.63)	41.09	1,286.25
1904	IRA PLUMMER	3.24%	297.63		13.61		311.24	10.06	3.24%	9.50	(7.38)	(1.91)	10.27	321.51
1918	ADDIE I STEVENS	45.39%	4,165.38		190.45		4,355.83	140.74	45.39%	132.97	(103.25)	(26.71)	143.75	4,499.58
2011	Marie Fleming	0.00%	0.00		0.00		300.00	0.00	0.00%	0.00	0.00	0.00	0.00	300.00
		<b>100.00%</b>	<b>9,177.61</b>	<b>300.00</b>	<b>419.61</b>	<b>0.00</b>	<b>9,897.22</b>	<b>227.49</b>	<b>100.00%</b>	<b>292.98</b>	<b>(227.49)</b>	<b>(68.84)</b>	<b>234.14</b>	<b>10,131.36</b>
1953	QUAKER													
1953	TIMOTHY PEASLEE	62.09%	1,786.09		81.66		1,867.75	67.76	62.09%	57.02	(44.27)	(11.45)	69.06	1,936.81
2004	ROSEMARY TURNBULL	37.91%	1,090.33		49.85		1,140.18	3.54	37.91%	34.81	(27.02)	(6.99)	4.33	1,144.51
		<b>100.00%</b>	<b>2,876.41</b>	<b>0.00</b>	<b>131.51</b>	<b>0.00</b>	<b>3,007.93</b>	<b>71.30</b>	<b>100.00%</b>	<b>91.82</b>	<b>(71.29)</b>	<b>(18.44)</b>	<b>73.39</b>	<b>3,081.32</b>
	Totals		<b>131,664.89</b>	<b>300.00</b>	<b>6,019.87</b>	<b>0.00</b>	<b>137,984.76</b>	<b>3,263.57</b>		<b>4,203.19</b>	<b>(3,263.57)</b>	<b>(844.16)</b>	<b>3,359.04</b>	<b>141,343.79</b>

# Trustees of the Trust Fund: CAPITAL RESERVES (Form MS-9)

## REPORT OF THE TRUST FUNDS OF THE TOWN OF HENNIKER, NH ON DECEMBER 31, 2011

MS-9

DATE OF CREATION	NAME OF TRUST FUND	PURPOSE OF TRUST FUND	HOW INVESTED	INCOME					BALANCE END YEAR	GRAND TOTAL OF PRINCIPAL & INCOME
				BALANCE BEGINNING YEAR	ADDITIONS/NEW FUNDS CREATED	WITHDRAWALS	BALANCE END YEAR	DURING YEAR AMOUNT	EXPENDED DURING YEAR	
	EDUCATIONALLY HANDICAPPED FUND			93,644.44	20,000.00		113,644.44	63.38		140,316.75
	SWIM POOL/REC FUND			11,113.86			11,113.86	7.55		15,751.69
	RESCUE SOAD FUND			7,205.41			7,205.41	3.94		8,187.22
	LIBRARY CARD CATALOG			10,000.00		(4,859.31)	5,140.69	2.66		5,463.31
	MULTIMODEL PATH			0.00			0.00	0.00		0.00
	AMBULANCE FUND			115,010.22			115,010.22	64.21		134,486.78
	POLICE STATION FUND			0.00			2,000.00	3.73		7,936.99
	SCHOOL BLDG MAINT EXP			38,728.51	80,000.00	(9,725.00)	109,003.51	48.90		129,365.16
	LIBRARY BLDG FUND			10,855.37			10,855.37	6.07		12,656.15
	FIRE-RESCUE BLDG FUND			27,500.97			27,500.97	15.34		32,124.53
	TOWN HALL BLDG FUND			0.00			0.00	0.00		0.00
	FIRE TRUCK FUND			114.50			114.50	11.16		23,388.91
	COMMUNITY CENTER FUND			3,245.02			3,245.02	1.81		3,771.50
	SKATE PARK FUND			325.70			325.70	0.21		390.83
	RE-EVALUATION FUND			100,000.00			100,000.00	51.23		107,245.24
	LAND PURCHASE			0.00			0.00	0.03		112.30
	HIGHWAY EQUIPMENT			60,000.00			60,000.00	29.43		61,585.25
	PAPERMILL SITE FUND			0.00			0.00	0.00		0.00
	TECHNOLOGY EQUIPMENT			20,000.00	10,000.00		30,000.00	11.12		30,571.89
	BRIDGE REPAIR FUND			0.00			0.00	0.15		349.49
	ATHLETIC FIELD FUND			15,825.00			15,825.00	7.68		16,067.94
	FIRE & LADDER TRUCK			1.00			1.00	0.00		1.00
	OLD HOME DAY			3,459.00			3,459.00	1.66		3,462.54
	TOTALS			517,029.00	112,000.00	(14,584.31)	614,444.69	330.26	0.00	733,235.47

Worksheet	517,029.00	112,000.00	(14,584.31)	614,444.69	330.26	0.00	118,790.78	733,235.47
Gov. Banking	517,029.00	102,000.00	(14,584.31)	614,444.69	330.26	0.00	118,790.78	733,235.47
		10,000.00	0.00	614,444.69	0.00	0.00	118,790.78	0.00

# Trustees of the Trust Fund: INVESTMENTS (Form MS-10)

## REPORT OF THE TRUST FUNDS OF THE TOWN OF HENNIKER, N.H. FOR YEAR ENDING ON DECEMBER 31, 2011 MS-10

NUMBER OF SHARES	***HOW INVESTED*** DESCRIPTION OF INVESTMENT	***PRINCIPAL***				INCOME				GRAND TOTAL		UNREALIZED GAIN/LOSS	END OF YEAR FAIR MARKET VALUE
		BALANCE BEGINNING YEAR	PURCHASES	PROCEEDS FROM SALES	GAINS/LOSSES FROM SALES	BALANCE END YEAR	BALANCE BEGINNING YEAR	INCOME DURING YEAR	EXPENDED DURING YEAR	BALANCE END YEAR	PRINCIPAL & INCOME END OF YEAR		
	MONEY MARKET	44,757.20	31,602.99			76,360.19	19,166.72	9,149.32	13,549.19	41,865.23	118,225.42	63,923.92	117,502.42
	<b>U.S. Gov't Agency</b>												
50,000.00	FEDERAL FARM CREDIT BANK 3.75% 11/29/2016	50,122.00				50,122.00	0.00	1,875.00	(1,875.00)	0.00	50,122.00	53,596.50	55,594.00
50,000.00	FEDERAL FARM CREDIT BANK 3.45% 2/05/2015	50,665.50				50,665.50	0.00	1,725.00	(1,725.00)	0.00	50,665.50	52,446.50	54,139.00
75,000.00	MARICOPA CNTY AZ BAB 5.243% 7/11/2019	77,025.00				77,025.00	0.00	3,582.72	(3,582.72)	0.00	77,025.00	75,731.25	83,337.75
	<b>Mutual Funds</b>												
3,749.65	FMAA POOL #254089	4,217.74		1,208.87	(13.78)	2,995.09	0.00	216.09	(216.09)	0.00	2,995.09	4,539.59	3,202.72
2,418.80	FMAA GTD MTG 6.0% #605930	3,930.81		1,380.21	(47.88)	2,502.72	0.00	188.61	(188.61)	0.00	2,502.72	4,135.55	2,615.99
	<b>Corporate Bonds</b>												
50,000.00	GENERAL ELECTRIC CORP 5.375% 10/20/2016	50,355.50				50,355.50	0.00	2,425.00	(2,425.00)	0.00	50,355.50	54,070.50	53,893.50
50,000.00	GOLDMAN SACHS GROUP 5.25% 10/15/13	50,761.00				50,761.00	0.00	2,687.50	(2,687.50)	0.00	50,761.00	54,239.00	55,863.50
75,000.00	HEWLETT PACKARD CO 4.75% 6/2/2014	74,823.75				74,823.75	0.00	3,537.50	(3,537.50)	0.00	74,823.75	81,166.50	76,524.75
75,000.00	KIMBERLY CLARK CORP 5.60% 8/15/13	74,994.75				74,994.75	0.00	3,582.50	(3,582.50)	0.00	74,994.75	82,176.00	79,264.50
50,000.00	MERRILL LYNCH CO INC 5.500% 9/30/15	50,095.00				50,095.00	0.00	2,500.00	(2,500.00)	0.00	50,095.00	54,666.00	55,342.50
75,000.00		74,624.25				74,624.25	0.00	3,975.00	(3,975.00)	0.00	74,624.25	77,379.75	72,075.75
	<b>Mutual Funds</b>												
6,140.00	ISHARES COMEX GOLD TR	45,578.94				45,578.94	0.00	2,660.58	0.00	0.00	45,578.94	85,346.00	93,512.20
3,200.00	ISHARES MSCI EMERGING MKTS	123,201.40	9,326.00			132,527.40	0.00	835.11	(835.11)	0.00	132,527.40	142,926.00	121,408.00
0.00	PIMCO FUNDS TOTAL RETURN INST #35	131,801.83		128,094.08	(3,707.75)	0.00	0.00	0.00	0.00	0.00	0.00	(30,844.00)	0.00
0.00	ROYCE TOTAL RETURN INVT	126,100.50		157,241.16	31,140.66	0.00	0.00	0.00	0.00	0.00	0.00	154,773.25	0.00
750.00	SELECT SECTOR SPDR MATLS	22,862.41	4,223.42	7,325.25	1,111.97	21,372.55	0.00	481.28	(481.28)	0.00	21,372.55	30,728.00	25,125.00
1,100.00	SPDR S&P MIDCAP 400 EFF TR	163,128.05				163,128.05	0.00	1,803.67	(1,803.67)	0.00	163,128.05	181,148.00	175,439.00
7,590.91	TEMPLETON INSTITUTIONAL FOREIGN EQUITY	144,904.71				147,112.75	0.00	3,963.41	(3,963.41)	0.00	147,112.75	149,612.26	129,263.22
7,840.49	TEMPLETON GLOBAL BOND ADVISOR #616	92,381.65				92,997.08	0.00	6,474.54	(6,474.54)	0.00	92,997.08	105,636.33	96,986.84
4,913.54	T ROWE PRICE SMALL-CAP STOCK FD #65	82,544.20				82,544.20	0.00	2,938.90	(2,938.90)	0.00	82,544.20	86,305.80	89,987.19
8,128.92	VANGUARD ADMIRAL GNMA FUND #536	0.00	50,439.00			50,439.00	0.00	1,815.89	(1,815.89)	0.00	50,439.00	51,537.58	52,364.73
5,241.72	VANGUARD INTERMEDIATE TERM CORP #71	0.00	75,390.00			75,390.00	0.00	1,686.83	(1,686.83)	0.00	75,390.00	80,000.00	81,925.73
7,038.47	VANGUARD SHORT-TERM INVEST-GRADE INV	0.00				0.00	0.00	0.00	0.00	0.00	0.00	0.00	74,889.29
	<b>Common Equity Securities</b>												
215	3M COMPANY	12,669.18				12,669.18	0.00	473.00	(473.00)	0.00	12,669.18	18,554.50	17,571.95
349	ABBOTT LABORATORIES	12,489.84	4,474.51			16,964.35	0.00	537.12	(537.12)	0.00	16,964.35	12,648.24	2,501.52
330	AETNA INC NEW	10,895.44				10,895.44	0.00	148.50	(148.50)	0.00	10,895.44	10,068.30	3,854.40
175	AFFILIATED MANAGERS GROUP INC.	16,458.60	4,672.16			14,649.06	0.00	0.00	0.00	0.00	14,649.06	21,133.86	13,922.70
0	AFAC INC.	15,031.62				0.00	0.00	64.50	(64.50)	0.00	0.00	18,791.19	16,791.25
0	ALLEGHENY TECHNOLOGIES INC.	12,124.09				0.00	0.00	143.10	(143.10)	0.00	0.00	14,622.70	0.00
0	ALTERA CORP	14,415.66				0.00	0.00	66.30	(66.30)	0.00	0.00	21,881.70	0.00
275	AMETEK INC.	0.00	11,877.33			11,877.33	0.00	16.50	(16.50)	0.00	11,877.33	0.00	11,577.50
130	ANADARKO PETE CORP	0.00	10,669.45			10,669.45	0.00	23.40	(23.40)	0.00	10,669.45	0.00	9,922.90
0	APACHE CORP	9,716.41	4,682.77			8,932.21	0.00	57.00	(57.00)	0.00	8,932.21	0.00	7,674.85
335	APARTMENT INVT & MGMT CO	0.00	8,932.21			8,932.21	0.00	40.20	(40.20)	0.00	8,932.21	0.00	0.00
90	APPLE COMPUTER INC.	17,365.17	5,285.77			22,650.94	0.00	0.00	0.00	0.00	22,650.94	24,192.00	36,450.00
674	AT & T	18,477.18	1,292.64			19,769.82	0.00	1,101.23	(1,101.23)	0.00	19,769.82	18,480.00	6,991.10
227	BANKER HUGHES INC.	21,565.66				10,637.77	0.00	178.95	(178.95)	0.00	10,637.77	20,695.54	11,041.28
0	BANK OF AMERICA CORP NEW	23,693.44				0.00	0.00	12.50	(12.50)	0.00	0.00	16,675.00	0.00
525	BBAT CORP	0.00	12,204.68			12,204.68	0.00	0.00	0.00	0.00	12,204.68	0.00	13,214.25
315	BOEING CO.	18,517.60				18,517.60	0.00	529.20	(529.20)	0.00	18,517.60	20,556.90	23,105.25
270	CAPITAL ONE FINANCIAL CORP	15,705.97	5,447.68			11,689.78	0.00	87.00	(87.00)	0.00	11,689.78	15,534.40	11,418.30
0	CATERPILLAR INC.	8,702.46				0.00	0.00	211.50	(211.50)	0.00	0.00	21,073.50	0.00
0	CB RICHARD ELLIS GROUP INC A	10,046.50				0.00	0.00	0.00	0.00	0.00	0.00	10,956.80	0.00
0	CBS CORP NEW CL B	14,691.89				0.00	0.00	249.50	(249.50)	0.00	0.00	19,240.50	0.00
0	CELGENE CORP	11,483.23				0.00	0.00	0.00	0.00	0.00	0.00	10,940.90	0.00
350	CHEVRON CORP	6,717.53	3,492.20			10,209.74	0.00	1,009.50	(1,009.50)	0.00	10,209.74	28,743.75	37,240.00
245	CHUBB CORP.	0.00	16,344.84			16,344.84	0.00	103.35	(103.35)	0.00	16,344.84	28,743.75	18,343.30
265	CIGNA	9,474.68	8,092.01			11,020.55	0.00	135.00	(135.00)	0.00	11,020.55	10,981.50	11,550.00
514	CISCO SYSTEMS INC	13,783.95				7,730.55	0.00	92.52	(92.52)	0.00	7,730.55	18,065.39	9,293.12
642	CITICORP INC	0.00	23,074.60			23,074.60	0.00	9.18	(9.18)	0.00	23,074.60	0.00	16,864.71
145	CLOROX CO.	0.00	10,150.58			10,150.58	0.00	87.00	(87.00)	0.00	10,150.58	0.00	9,651.20

# Trustees of the Trust Fund: INVESTMENTS (Form MS-10) (continued)

***HOW INVESTED***		***PRINCIPAL***					INCOME					GRAND TOTAL				
DESCRIPTION OF INVESTMENT		BALANCE BEGINNING YEAR	PURCHASES	PROCEEDS FROM SALES	GAINS/LOSSES FROM SALES	BALANCE END YEAR	BALANCE BEGINNING YEAR	INCOME DURING YEAR	EXPENDED DURING YEAR	BALANCE END YEAR	PRINCIPAL & INCOME END OF YEAR	BEGINNING YEAR FAIR MARKET VALUE	UNREALIZED GAIN/LOSS	END OF YEAR FAIR MARKET VALUE		
0	COACH INC.	4,986.21		13,942.95	8,956.74	0.00	0.00	84.00	(84.00)	0.00	0.00	15,486.80	(1,543.85)	0.00		
341	COCA-COLA COMPANY	19,087.72	19,148.29	9,555.43	870.03	19,087.72	0.00	641.08	(641.08)	0.00	0.00	19,087.72	1,432.20	23,859.77		
125	COLGATE-PALMOLIVE CO.					10,462.69	0.00	336.40	(336.40)	0.00	0.00	10,462.69	1,955.89	11,548.75		
225	CONOCOPHILLIPS	18,378.00				18,378.00	0.00	633.38	(633.38)	0.00	0.00	18,378.00	1,073.25	16,395.75		
315	CVS/CAREMARK CORPORATION		11,387.60			11,387.60	0.00	78.76	(78.76)	0.00	0.00	11,387.60	1,458.10	12,845.70		
0	DEERE & CO.	16,146.32		17,914.26	1,767.94	0.00	0.00	294.15	(294.15)	0.00	0.00	22,008.25	(4,093.99)	0.00		
0	DEVON ENERGY CORP NEW	14,151.52		16,640.94	2,489.42	0.00	0.00	72.60	(72.60)	0.00	0.00	17,272.20	(631.26)	0.00		
950	EMC CORP MASS	14,991.00		6,654.78	3,044.68	11,380.90	0.00	288.00	(288.00)	0.00	0.00	27,365.50	(4,779.75)	20,463.00		
300	EDISON INTERNATIONAL		11,240.85	15,260.13	7,184.37	11,240.85	0.00	95.22	(95.22)	0.00	0.00	11,240.85	1,179.15	12,420.00		
0	EMERSON ELECTRIC CO.	8,075.76		12,932.29	1,344.35	0.00	0.00			0.00	0.00	13,486.50	(554.21)	0.00		
340	EXELON CORP	9,237.80	6,429.49			15,667.29	0.00	477.75	(477.75)	0.00	0.00	15,667.29	7,911.60	404.71		
445	EXXON MOBIL CORP	6,178.66	12,379.34			18,558.00	0.00	802.55	(802.55)	0.00	0.00	21,570.40	3,768.46	37,718.20		
0	FREEMONT-MCMORAN COPPER & GOLD	9,667.82		11,608.47	1,940.65	0.00	0.00	115.00	(115.00)	0.00	0.00	13,810.35	(2,201.88)	0.00		
1356	GENERAL ELECTRIC CO.	3,998.15	11,855.77	14,636.29	(1,535.79)	15,853.92	0.00	377.58	(377.58)	0.00	0.00	11,906.79	523.40	24,285.96		
36	GOLDMAN SACHS GROUP INC.	16,172.08	9,258.43	18,154.87	7,047.79	20,684.99	0.00	119.35	(119.35)	0.00	0.00	21,356.32	(6,720.03)	0.00		
0	HARTFORD FINANCIAL SERVICES GROUP	14,397.68	13,672.68	10,719.08	(2,953.60)	0.00	0.00	0.00	0.00	0.00	0.00	18,413.07	910.79	23,252.40		
0	ILLINOIS TOOL WORKS					0.00	0.00	200.00	(200.00)	0.00	0.00	21,192.00	(3,037.13)	0.00		
875	INTEL CORP	22,861.50		12,249.51	7,445.76	0.00	0.00	164.50	(164.50)	0.00	0.00	22,861.50	2,817.50	21,218.75		
125	INTL BUSINESS MACHINE	12,810.00	14,769.79			8,006.25	0.00	362.50	(362.50)	0.00	0.00	18,401.25	5,882.51	22,855.00		
695	JABIL CIRCUIT INC.		0.00			0.00	0.00	159.90	(159.90)	0.00	0.00	14,679.79	(1,106.09)	13,645.70		
285	JOHNSON & JOHNSON	11,885.83	2,718.02	7,990.27	1,116.27	14,603.85	0.00	596.85	(596.85)	0.00	0.00	15,153.25	819.03	18,690.30		
375	JPMORGAN CHASE & CO.	19,762.75		6,323.77	(4,400.32)	12,888.75	0.00	410.00	(410.00)	0.00	0.00	12,368.20	(3,932.48)	12,460.75		
0	JUNIPER NETWORKS INC.	10,724.09				0.00	0.00	0.00	0.00	0.00	0.00	12,368.20	(6,044.43)	0.00		
255	KOHLS CORP WISQ		13,425.01			13,425.01	0.00	127.50	(127.50)	0.00	0.00	13,425.01	0.00	12,594.25		
640	LOWES COMPANIES INC.	8,822.12	13,472.76	8,051.99	(5,420.77)	15,968.97	0.00	290.30	(290.30)	0.00	0.00	15,968.97	(83.35)	16,243.20		
0	MANPOWER INC COM					0.00	0.00	78.00	(78.00)	0.00	0.00	0.00	(5,420.77)	0.00		
0	MARQUET INTL INC NEW CLASS A					0.00	0.00	89.38	(89.38)	0.00	0.00	0.00	(2,378.38)	0.00		
525	MERCK & CO INC NEW	12,035.28	4,745.69			15,991.63	0.00	649.80	(649.80)	0.00	0.00	18,591.63	14,235.80	19,792.50		
995	MICROSOFT	13,835.94	13,085.07	11,122.12	(913.16)	15,309.58	0.00	599.80	(599.80)	0.00	0.00	15,309.58	1,917.61	25,830.20		
160	MONSANTO CO NEW	2,824.31	11,137.25			11,137.25	0.00	92.80	(92.80)	0.00	0.00	11,137.25	73.95	11,211.20		
315	NORFOLK SOUTHERN CORP	12,114.56				12,114.56	0.00	289.80	(289.80)	0.00	0.00	13,349.70	2,308.95	15,659.65		
245	ORACLE SYSTEMS CORP	15,006.09				15,006.09	0.00	439.90	(439.90)	0.00	0.00	16,477.20	2,600.40	19,207.90		
722	ORACLE SYSTEMS CORP	13,147.62				13,147.62	0.00	166.06	(166.06)	0.00	0.00	22,598.66	(4,779.30)	18,510.30		
145	PANERA BREAD CO CL A	9,215.65				9,215.65	0.00	0.00	0.00	0.00	0.00	14,675.45	5,854.80	20,510.25		
0	PEABODY ENERGY CORP	9,517.76		7,240.29	(2,277.47)	0.00	0.00	49.74	(49.74)	0.00	0.00	12,376.10	(3,255.61)	0.00		
250	PEPSICO INC	4,285.36				4,285.36	0.00	497.50	(497.50)	0.00	0.00	19,322.50	255.00	16,587.50		
1040	PFIZER INC	13,915.53	4,812.50			18,728.03	0.00	792.00	(792.00)	0.00	0.00	18,728.03	3,860.20	22,595.60		
305	PNC FINANCIAL SERVICES GROUP	8,252.12	8,995.47	14,521.11	3,321.42	17,247.59	0.00	155.25	(155.25)	0.00	0.00	17,247.59	8,197.20	17,589.35		
0	PNM RES INC	11,199.69				0.00	0.00	412.52	(412.52)	0.00	0.00	10,741.50	3,779.61	0.00		
305	PROCTER & GAMBLE CO	10,156.50	7,510.79			17,667.29	0.00	599.52	(599.52)	0.00	0.00	11,901.05	934.71	20,346.55		
150	SCHLUMBERGER LTD	6,864.36	14,133.90			14,133.90	0.00	37.50	(37.50)	0.00	0.00	14,133.90	(3,887.40)	10,246.50		
315	STARBUCKS CORP					6,864.36	0.00	176.40	(176.40)	0.00	0.00	6,864.36	3,772.20	14,493.15		
275	STRYKER CORP		16,424.39			16,424.39	0.00	148.50	(148.50)	0.00	0.00	16,424.39	(2,754.14)	13,670.25		
0	SUNTRUST BANKS INC.		16,832.71	10,110.93	(6,721.78)	0.00	0.00	10.70	(10.70)	0.00	0.00	0.00	(6,721.78)	0.00		
0	TARGET CORP	14,958.90		18,217.05	3,258.15	0.00	0.00	0.00	0.00	0.00	0.00	20,143.55	1,926.50	0.00		
0	TJX COMPANIES NEW	8,093.35	10,105.06	10,921.71	2,828.36	15,399.76	0.00	33.25	(33.25)	0.00	0.00	15,399.76	1,015.40	11,296.25		
175	UNITED TECHNOLOGIES CORP.	6,667.33	8,732.43			12,171.91	0.00	420.74	(420.74)	0.00	0.00	15,429.12	1,015.40	22,730.99		
411	UNIMPROVIDENT CORP	12,171.91				9,222.28	0.00	174.20	(174.20)	0.00	0.00	10,681.02	1,389.15	9,291.87		
260	VERIZON COMMUNICATIONS		9,222.28			12,760.25	0.00	130.00	(130.00)	0.00	0.00	12,086.92	1,208.60	10,451.20		
145	VISA INC	20,960.00	12,760.25	10,436.58	432.41	15,562.49	0.00	31.90	(31.90)	0.00	0.00	12,760.25	1,961.60	14,721.80		
309	WAL-MART STORES INC	17,205.49	4,706.66	9,905.62	774.33	15,562.49	0.00	436.23	(436.23)	0.00	0.00	15,562.49	1,668.74	18,465.84		
305	WALT DISNEY CO.	12,181.07				8,074.20	0.00	244.00	(244.00)	0.00	0.00	22,881.10	(1,537.98)	11,437.50		
332	WASTE MANAGEMENT INC DEL	4,356.70				12,181.07	0.00	451.52	(451.52)	0.00	0.00	10,244.84	(1,381.12)	10,859.72		
408	WELLS FARGO COMPANY		9,681.05			4,356.70	0.00	195.84	(195.84)	0.00	0.00	12,643.92	(1,399.44)	11,244.48		
185	YUM BRANDS INC.		11,102.27	8,978.48	(2,123.79)	0.00	0.00	52.73	(52.73)	0.00	0.00	9,681.05	1,235.80	10,916.85		
0	ZIMMER HLDGS INC.					0.00	0.00	0.00	0.00	0.00	0.00	20,143.55	(2,123.79)	0.00		
TOTALS		2,342,652.01	789,339.56	775,685.67	99,537.21	2,434,862.11	19,166.72	78,564.65	(55,866.14)	41,865.23	2,476,727.34	2,783,293.19	(70,045.41)	2,728,619.18		

# Employee Wage Report

## Wage Report

Employee	Position	Rate	Pay Type	Yrs of Service	Grade/Step	Employee	Position	Rate	Pay Type	Yrs of Service	Grade/Step
Abramowicz, Gail	Police - Admin	37,425	Annual	14.64	13/8	Iadonisi, Jeffrey	Police-PT	16.58	Hourly	N/A	N/A
Asholz, Jennifer	BOS Clerk	17.00	Hourly	N/A	N/A	Johnson, Kimberly	Town Clk/Tax Collector	50,302	Annual	N/A	23.4
Aucoin, Daniel	Fire	10.00	Hourly	N/A	Volunteer/Call	Joos, Richard	Fire	10.00	Hourly	N/A	Volunteer/Call
Aucoin, Deborah	Deputy TX/TC	14.74	Hourly	5.28	11/5	Kielweim, Catherine	Rescue	10.00	Hourly	N/A	Volunteer/Call
Aucoin, Greg	Fire	10.00	Hourly	N/A	Volunteer/Call	Kimball, Nate	Fire	10.00	Hourly	N/A	28/5
Aucoin, Leo	Selectman	1500	Annual	N/A	N/A	Knapp, Carl	Highway Superintendent	62,462	Salaried	1.06	Volunteer/Call
Blonback, Kris	Selectman	1,500	Salary	N/A	N/A	Lamaroux, Martin	Rescue/Fire	10.00	Hourly	N/A	N/A
Boisvert, Marc	Transfer/Parks	42,368	Annual	8	16/8	Lawrence, Lynn	Library-PT	10.00	Hourly	N/A	N/A
Bossi, Amy	Police-FT	55,688	Annual	9.52	19/7B	Levesque, Kenneth	WWTP Superintendent	52,510	Annual	19.35	21/8
Bostrom, Carl	Fire/Rescue	10.00	Hourly	N/A	Volunteer/Call	Lindsay, Mark	Police-PT	16.57	Hourly	N/A	N/A
Brown, Jeff	Police-PT	16.58	Hourly	N/A	N/A	Longan, Erin	Library-PT	9.00	Hourly	N/A	N/A
Bruntholz, Frederick	Fire	10.00	Hourly	N/A	Volunteer/Call	Lorden, Brenna	Fire/Rescue	10.00	Hourly	N/A	Volunteer/Call
Bumford, Matthew	Highway-FT	35,961	Annual	3.96	15/5B	Maccini, Ekaterina	Police-Crossing Guard	11.00	Hourly	N/A	N/A
Bumford, Ryan	CSWW	30,659	Annual	N/A	15/1	Macmillan, Donna	PT-Transfer Station	12.00	Hourly	N/A	N/A
Bumford, Norman	CSWW Superintendent	52,510	Annual	21.25	21/8	Margeson, John	Fire	10.00	Hourly	N/A	Volunteer/Call
Burritt, Adam	Fire	10.00	Hourly	N/A	Volunteer/Call	Marsland, Philip	Fire	10.00	Hourly	N/A	N/A
Burritt, Steven	Fire Dep Chief	12.00	Hourly	N/A	Volunteer/Call	Marsland, Cynthia	Assessing Technician	37,419	Annual	N/A	10
Cahill, Cheryl	Police-Crossing Guard	11.00	Hourly	N/A	Volunteer/Call	Martin, Michael	Police-FT	55,698	Annual	14.35	21/7C
Chase, Justin	Fire/Rescue	10.00	Hourly	N/A	N/A	Martin, Neal	Police-FT	60,975	Annual	20.16	13/8
Colby, Michael H.	WWTP - Operator	40,629	Annual	11.13	15/8	Mason, Christopher	Fire	10.00	Hourly	N/A	19/7B
Collins, Amy	Police-Admin	14.20	Hourly	N/A	N/A	Mason, Kristin	Library-PT	12.00	Hourly	N/A	21/7C
Connell, Charles	Town Administrator	73,000	Salaried	0.01	N/A	McComish, Timothy	Highway-PT	13.00	Hourly	N/A	N/A
Connor, Jeffrey	Fire	10.00	Hourly	N/A	Volunteer/Call	McGirr, Michelle	Fire	10.00	Hourly	N/A	Volunteer/Call
Connor, Steven	Fire	10.00	Hourly	N/A	Volunteer/Call	McGirr, William	Police-Admin	34,424	Annual	4.16	13/6B
Cooper, Richard	Fire/Rescue	10.00	Hourly	N/A	Volunteer/Call	McManus, Michael	Transfer/Parks-Super	50,294	Salaried	14.19	21/7A
Costello, Michael	Fire/Rescue-FT Captain	55,120	Annual	10.52	22/4	McManus, Michael	Fire/Rescue	10.00	Hourly	N/A	Volunteer/Call
Crane, Walter	Animal Control Officer	346.02	Weekly	N/A	N/A	Meade, Stephen	Highway-FT	37,419	Annual	4.42	15/6A
Damour, Susan	Treasurer	1,500	Annual	N/A	N/A	Moir, Michelle	Fire/Rescue - Medic/FF	18.67	Hourly-PT	2.84	20/3
Davison, Scott	Fire	10.00	Hourly	N/A	Volunteer/Call	Morse, James	Police-FT	51,316	Annual	5.68	19/5
Davison, Scott	Highway/Asst Super	44,096	Annual	10.23	18/7C	Murdough, Ryan	Fire-Deputy Chief	12.00	Hourly	N/A	Volunteer/Call
Deans, Robert	Highway-PT	13.00	Hourly	N/A	N/A	O'Connor, Matthew	Police - Chief	72,513	Annual	17.4	26/6B
Demoura, Keith	Fire/Rescue	10.00	Hourly	N/A	Volunteer/Call	Palmsiano, Cherry	Minute Taker	16.57	Hourly	N/A	N/A
Dennis, Stephen	Police-FT	53,422	Annual	7.32	19/6A	Parker, Kyle	Building Inspector	20.00	Hourly	N/A	N/A
Dodge, Jacob	Fire/Rescue	10.00	Hourly	N/A	Volunteer/Call	Patterson, Andrew	Rescue/Fire	10.00	Hourly	N/A	Volunteer/Call
Fernandes, Peter	Transfer/Parks Asst Super-45,926	45,926	Annual	16.38	18/8	Payea, Amanda	Library-PT	8.00	Hourly	N/A	N/A
Flynn, Peter	Town Administrator	85,988	Annual	11.5	32/8	Perkins, Amy	Fire/Rescue	10.00	Hourly	N/A	Volunteer/Call
Fournier, Jill	Health Officer	2,000	Annual	N/A	N/A	Perron, Amelia	Library-PT	13.00	Hourly	N/A	N/A
French JR, Robert	Selectman	1,500	Annual	N/A	N/A	Photrowicz, Lynn	Library Director	60,008	Annual	N/A	N/A
French, Thomas	Rescue-Chief/Fire	10.00	Hourly	N/A	Volunteer/Call	Plante, Donna	Library-PT	9.00	Hourly	N/A	N/A
French, Varyl	Fire/Rescue	12.00	Hourly	N/A	Volunteer/Call	Riley, Shawn	Fire/Rescue	10.00	Hourly	N/A	Volunteer/Call
French, Matthew	Police-Sgt	66,465	Annual	16.39	23/7B	Robichaud, Kurt	WWTP - Chief Operator	40,622	Annual	2.58	18/5
Frost, Rachael	Rescue	10.00	Hourly	N/A	Volunteer/Call	Robinson, Timothy	Rescue/Fire	10.00	Hourly	N/A	Volunteer/Call
Gage, Nicole	Exec Sec/Land Use Coord	35,961	Annual	4.55	13/7B	Rock, Kathleen	Fire/Rescue	10.00	Hourly	N/A	Volunteer/Call
Gagne, Keaton	Fire/Rescue	10.00	Hourly	N/A	Volunteer/Call	Roukey, Lori	Library - PT	15.00	Hourly	N/A	N/A
Gamache, Renee	Rescue/Fire	10.00	Hourly	N/A	Volunteer/Call	Roy, Russell	Finance Off/Sys Admin	71,731	Salaried	19.33	28/8
Gaudette, Lee	Rescue/Fire	10.00	Hourly	N/A	Volunteer/Call	Rubin-Fitzgerald, Sydney	Rescue/Fire	10.00	Hourly	N/A	Volunteer/Call
Getts, Denise	Library - PT	15.00	Hourly	N/A	N/A	Shultz, James	Building Inspector	25.00	Hourly	N/A	N/A
Gilbert, Raymond	Fire Chief	10.00	Hourly	N/A	Volunteer/Call	Simeone, Valerie	Selectman's Office - PT	15.31	Hourly	2.52	13/4
Gilbert, Keith	Election	12.00	Hourly	N/A	Volunteer/Call	Slongwhite, Brenda	Welfare Director	417	Monthly	N/A	N/A
Goerner, Letisha	Highway - PT	15.00	Hourly	N/A	N/A	Summers, Jeffrey	Police-PT	16.58	Hourly	N/A	N/A
Gould, Anne	Fire/Rescue	7.25	Hourly	N/A	N/A	Taylor, Ronald	Selectman	1,500	Salary	N/A	N/A
Gould, Edward	Transfer/Parks-PT	10.00	Hourly	N/A	Volunteer/Call	Tokarz, Benjamin	Police-PT	16.58	Hourly	N/A	N/A
Greene, Trevor	Rescue/Fire	10.00	Hourly	N/A	N/A	Verity, Robert	Parking Enforcement	14.00	Hourly	N/A	N/A
Harrison, Nathan	Rescue/Fire	10.00	Hourly	N/A	Volunteer/Call	Viti, Raelyn	Rescue/Fire	10.00	Hourly	N/A	Volunteer/Call
Hart, Justin	Rescue/Fire	10.00	Hourly	N/A	Volunteer/Call	Watman, Thomas	Selectman	1,500	Salary	N/A	N/A
Heyn-Bennett, Joslin	Rescue/Fire	10.00	Hourly	N/A	Volunteer/Call	Weikel, Brian	Highway Mechanic	44,096	Annual	5.78	17/8
Higginson, Daniel	Highway - PT	13.00	Hourly	N/A	N/A	Weilbremer, Brad	Rescue	10.00	Hourly	N/A	Volunteer/Call
Hooper, Tia-Marie	Emer Mgt Director	1,200	Annual	N/A	Volunteer	Weston, Thomas	Fire	10.00	Hourly	N/A	Volunteer/Call
Hornblower, Ryan	Rescue/Fire	10.00	Hourly	N/A	Volunteer/Call	Weston, Thomas	FT-Highway	40,622	Salary	8.2	16/7B
Houle, Debra	Police-Crossing Guard	11.00	Hourly	N/A	N/A	Wilson, Hollie	Rescue	10.00	Hourly	N/A	Volunteer/Call
Hughes, Ryan	Fire/Rescue - Medic/FF	18.67	Hourly-PT	2.84	20/2	Winn, Helga	Deputy TC/TX	15.31	Hourly	6.32	11/6

# Capital Improvements Program Analysis

Town of Henniker  
Detailed CIP Program  
December 1, 2011

Year	Year of Last Purchase	2012	2013	2014	2015	2016	2017	2018	2019	2020	2021	2022
<b>Fire</b>												
Command Vehicle	new purchase					48,137						60,979
Ladder Truck?	new purchase											
Pumper 1 (Engine 2)	1991				542,000							
Forestry Truck	1996							72,300				
Heavy Rescue	1998										263,026	
Extraction Tools	2006											36,900
Tanker	1999											
<b>Subtotal Fire</b>		<b>0</b>	<b>0</b>	<b>0</b>	<b>542,000</b>	<b>48,137</b>	<b>0</b>	<b>72,300</b>	<b>0</b>	<b>0</b>	<b>263,026</b>	<b>97,879</b>
<b>Rescue</b>												
Ambulance	1998			225,102				253,354				285,152
<b>Subtotal Rescue</b>		<b>0</b>	<b>0</b>	<b>225,102</b>	<b>0</b>	<b>0</b>	<b>0</b>	<b>253,354</b>	<b>0</b>	<b>0</b>	<b>0</b>	<b>285,152</b>
<b>Highway</b>												
1978 International Wheel Loader/Plow	1978	130,000										
1994 Trackless Sidewalk Tractor	1994			75,000								
1991 Bandit Wood Chipper	1991		31,000									
2000 Freightliner 6x6 Dump/plow/spreader	2000	45,000			120,000							
2001 Freightliner Ten Wheel, dump/plow/spreader	2001		50,000			120,000						
2004 Freightliner 6 wheeler	2004				45,000	0		120,000				
2005 Freightliner 6 wheeler	2005						175,000					
2006 Freightliner 6x6 Dump/plow/spreader (no dump)	2006			30,000					0		120,000	
1998 John Deere Motor Grader	1998						210,000					
2007 F350 Pickup 4x4 Plow	2007				44,000							
2008 F 350 Pickup 4x4 Plow	2008					44,000						
2001 Cat 420D Backhoe/Loader, forks, boom	2001						0	120,000				
1996 Cat Loader	1996									0		
1983 GMC Water Tanker	1983											
1986 Skid Steer, bucket, forms, snowblower	1986										0	
Road Construction (operating budget item)		90,000	90,000	90,000	90,000	90,000	90,000	90,000	90,000	90,000	90,000	90,000
<b>Subtotal Highway</b>		<b>265,000</b>	<b>171,000</b>	<b>195,000</b>	<b>299,000</b>	<b>254,000</b>	<b>475,000</b>	<b>330,000</b>	<b>90,000</b>	<b>90,000</b>	<b>210,000</b>	<b>90,000</b>
<b>Transfer Station</b>												
Trailer	1990			85,000								
Pick UP Truck (3/4)	2000				45,000							
Skid Steer	2000				35,000							
Trash Compactor			10,000									
Hopper/Office Building			15,000									
Baler	1998-2003			15,000								
<b>Subtotal Transfer Station</b>		<b>0</b>	<b>25,000</b>	<b>100,000</b>	<b>80,000</b>	<b>0</b>	<b>0</b>	<b>0</b>	<b>0</b>	<b>0</b>	<b>0</b>	<b>0</b>
<b>Parks</b>												
Mower #1 (Toro #1)	2002			16,000					18,000			
Mower #2 (Toro #2)	2007											
<b>Subtotal Parks</b>		<b>0</b>	<b>0</b>	<b>16,000</b>	<b>0</b>	<b>0</b>	<b>0</b>	<b>0</b>	<b>18,000</b>	<b>0</b>	<b>0</b>	<b>0</b>
<b>Police</b>												
Police Cruiser (operating budget item)		25,100	26,250		26,250	26,250		27,562	27,562		28,940	28,940
Police SUV (operating budget item)	2002						30,000					
Police Building Improvement	2008										100,000	
Replace Cruiser Radios									20,000			
Add Photo Software to RMS police software	new purchase			15,000								
<b>Subtotal Police</b>		<b>25,100</b>	<b>26,250</b>	<b>15,000</b>	<b>26,250</b>	<b>26,250</b>	<b>30,000</b>	<b>27,562</b>	<b>47,562</b>	<b>0</b>	<b>128,940</b>	<b>28,940</b>
<b>General Government</b>												
Paint Garage Building		2,000										
Paint Town Hall				25,000								
<b>Subtotal General Government</b>		<b>2,000</b>	<b>0</b>	<b>25,000</b>	<b>0</b>	<b>0</b>	<b>0</b>	<b>0</b>	<b>0</b>	<b>0</b>	<b>0</b>	<b>0</b>

# Capital Improvements Program Analysis (continued)

Town of Henniker Detailed CIP Program December 1, 2011												
Year	Year of Last Purchase	2012	2013	2014	2015	2016	2017	2018	2019	2020	2021	2022
<b>RESERVES</b>												
Land Purchase Reserve	reserve account		10,000	10,000	10,000	10,000	10,000	10,000	10,000	10,000	10,000	10,000
Property Revaluation	reserve account		50,000	50,000	50,000	50,000	50,000	50,000	50,000	50,000	50,000	50,000
Bridge Capital Reserve	reserve account	150,000	150,000	150,000	150,000	75,000	75,000	75,000	75,000	75,000	75,000	75,000
Police Building Maint. Reserve	reserve account	2,000	2,000	2,000	2,000	2,000	2,000	2,000	2,000	2,000	2,000	2,000
Fire/Rescue Maint. Reserve	reserve account	2,500	2,500	2,500	2,500	2,500	2,500	2,500	2,500	2,500	2,500	2,500
Highway Equipment Reserve												
Fire Equipment Reserve												
Rescue Equipment Reserve												
Transfer Equipment Reserve												
<b>Subtotal Reserves</b>		<b>154,500</b>	<b>214,500</b>	<b>214,500</b>	<b>214,500</b>	<b>89,500</b>	<b>89,500</b>	<b>139,500</b>	<b>139,500</b>	<b>139,500</b>	<b>89,500</b>	<b>89,500</b>
Library		0	0	0	0	0	0	0	0	0	0	0
<b>Subtotal Library</b>		<b>0</b>	<b>0</b>	<b>0</b>	<b>0</b>	<b>0</b>	<b>0</b>	<b>0</b>	<b>0</b>	<b>0</b>	<b>0</b>	<b>0</b>

Town of Henniker Summary CIP Program (less operating budget items) December 1, 2011											
	2012	2013	2014	2015	2016	2017	2018	2019	2020	2021	2022
Subtotal Fire	0	0	0	542,000	48,137	0	72,300	0	0	263,026	97,879
Subtotal Rescue	0	0	225,102	0	0	0	253,354	0	0	0	285,152
Subtotal Highway	175,000	81,000	105,000	209,000	164,000	385,000	240,000	0	0	120,000	0
Subtotal Transfer Station	0	25,000	100,000	80,000	0	0	0	0	0	0	0
Subtotal Parks	0	0	16,000	0	0	0	0	18,000	0	0	0
Subtotal Police	0	0	15,000	0	0	0	0	20,000	0	100,000	0
Subtotal Reserves	154,500	214,500	214,500	214,500	89,500	89,500	139,500	139,500	139,500	89,500	89,500
Library	0	0	0	0	0	0	0	0	0	0	0
Gross Total	329,500	320,500	675,602	1,045,500	301,637	474,500	705,154	177,500	139,500	572,526	472,531
Estimated Valuation (+.005 per yr)	384,098	386,019	387,949	389,889	391,838	393,797	395,766	397,745	399,734	401,733	403,741
Estimated Tax Rate Impact	0.86	0.83	1.74	2.68	0.77	1.20	1.78	0.45	0.35	1.43	1.17

# Schedule of Long Term Deb

Town of Henniker  
Schedule of Long Term Debt.  
As of 12/31/2011

Purpose of Issue	WWTP 05 Overhaul	Firehouse	Landfill	Landfill	Water Tank
Amount of Original	\$641,000	\$132,900	\$700,000	\$150,000	\$575,000
Date Of Issue	Jul-05	Dec-94	Jul-95	Jul-98	Jul-01
Payable to	NHMBB	NHMBB	NHMBB	NHMBB	NHMBB
Water Portion%	0%	0%	0%	0%	100%
Sewer Portion%	60%	0%	0%	0%	0%
Town Portion %	40%	100%	100%	100%	0%
Year	Principal	Principal	Principal	Principal	Principal
Interest	Interest	Interest	Interest	Interest	Interest
2012	35,000	5,000	35,000	5,000	30,000
2013	35,000	5,000	35,000	5,000	30,000
2014	35,000	5,000	35,000	5,000	30,000
2015	30,000	5,000	35,000	5,000	30,000
2016	30,000			5,000	30,000
2017	30,000			5,000	30,000
2018	30,000			5,000	30,000
2019	30,000			5,000	25,000
2020	30,000			5,000	25,000
2021	30,000			5,000	25,000
2022	30,000				25,000
2023	30,000				25,000
2024	30,000				25,000
Totals	405,000	20,000	140,000	35,000	275,000
	122,603	2,599	19,558	7,000	71,023



---

# Report of Municipal Auditors

---

## **GRZELAK AND COMPANY, P.C.** **Certified Public Accountants**

Members – American Institute of CPA's  
Members – New Hampshire Society of CPA's

Post Office Box 8  
Laconia, New Hampshire 03247  
Tel 524-6734 Fax 524-6071

### **INDEPENDENT AUDITOR'S REPORT**

To the Board of Selectmen  
Town of Henniker  
Henniker, New Hampshire

We have audited the accompanying financial statements of the governmental activities, each major fund, and the aggregate remaining fund information of Town of Henniker, as of and for the year ended December 31, 2010, which collectively comprise the Town's basic financial statements as listed in the table of contents. These financial statements are the responsibility of Town of Henniker's management. Our responsibility is to express opinions on these financial statements based on our audit.

We conducted our audit in accordance with auditing standards generally accepted in the United States of America. Those standards require that we plan and perform the audit to obtain reasonable assurance about whether the financial statements are free of material misstatement. An audit includes examining, on a test basis, evidence supporting the amounts and disclosures in the financial statements. An audit also includes assessing the accounting principles used and significant estimates made by management, as well as evaluating the overall financial statement presentation. We believe that our audit provides a reasonable basis for our opinions.

In our opinion, the financial statements referred to above present fairly, in all material respects, the respective financial position of the governmental activities, each major fund, and the aggregate remaining fund information of the Town of Henniker, as of December 31, 2010, and the respective changes in financial position and, where applicable, cash flows thereof for the year then ended in conformity with accounting principles generally accepted in the United States of America.

Accounting principles generally accepted in the United States of America require that the management's discussion and analysis and budgetary comparison information on pages 7 through 21 and 49 through 54 be presented to supplement the basic financial statements. Such information, although not a part of the basic financial statements, is required by the Governmental Accounting Standards Board, who considers it to be an essential part of financial reporting for placing the basic financial statements in an appropriate operational, economic, or historical context. We have applied certain limited procedures to the required supplementary information in accordance with auditing standards generally accepted in the United States of America, which consisted of inquiries of management about the methods of preparing the information and comparing the information for consistency with management's responses to our inquiries, the basic financial statements, and other knowledge we obtained during our audit of the basic financial statements. We do not express an opinion or provide any assurance on the information because the limited procedures do not provide us with sufficient evidence to express an opinion or provide any assurance.

---

## Report of Municipal Auditors (continued)

---

Our audit was conducted for the purpose of forming opinions on the financial statements that collectively comprise the Town of Henniker's financial statements as a whole. The combining nonmajor fund financial statements are presented for purposes of additional analysis and are not a required part of the financial statements. The combining nonmajor fund financial statements are the responsibility of management and were derived from and relate directly to the underlying accounting and other records used to prepare the financial statements. The information has been subjected to the auditing procedures applied in the audit of the financial statements and certain additional procedures, including comparing and reconciling such information directly to the underlying accounting and other records used to prepare the financial statements or to the financial statements themselves, and other additional procedures in accordance with auditing standards generally accepted in the United States of America. In our opinion, the information is fairly stated in all material respects in relation to the financial statements taken as a whole.

*Grzelak and Co., P.C.*

**Grzelak & Company, P.C., CPA's**  
Laconia, New Hampshire  
July 27, 2011

---

# Report of Municipal Auditors (continued)

---

## TOWN OF HENNIKER

---

### Statement of Net Assets December 31, 2010

Primary Government  
Governmental  
Activities

---

#### ASSETS

##### Current Assets

Cash and cash equivalents	\$ 3,923,854
Investments	2,981,133
Receivables, net	1,851,319
Due from other governments	200,000
Deposit	32,142
Current assets	<u>8,988,448</u>

##### Noncurrent Assets

Capital assets:	
Land, improvements, and construction in progress	1,527,006
Other capital assets, net of accumulated depreciation	<u>13,337,571</u>
Noncurrent assets	<u>14,864,577</u>
Total assets	<u>23,853,025</u>

#### LIABILITIES

##### Current Liabilities

Accounts payable	276,699
Accrued expenses	(5,258)
Due to other governments	4,102,695
Deferred revenue	500
Current portion long term debt	111,548
Other liabilities	<u>48,737</u>
Current liabilities	<u>4,534,921</u>

##### Noncurrent Liabilities

Notes payable	875,000
Compensated absences	156,298
Unamortized bond premium	<u>18,584</u>
Noncurrent liabilities	<u>1,049,882</u>
Total liabilities	<u>5,584,803</u>

#### NET ASSETS

Investment in capital assets, net of related debt	13,879,577
Restricted for:	
Permanent funds	2,783,293
Nonmajor funds	966,675
Unrestricted	<u>638,677</u>
Total net assets	<u>\$ 18,268,222</u>

The accompanying notes to the basic financial statements are an integral part of this statement.

# Report of Municipal Auditors (continued)

## TOWN OF HENNIKER

### Statement of Activities Year Ended December 31, 2010

Functions / Programs	Program Revenues			Net (Expense) Revenue and Changes in Net Assets
	Expenses	Charges for Services	Operating Grants and Contributions	Primary Governmental Activities
Governmental activities:				
General government	\$ 899,850	\$ 58,312	\$ -	\$ (841,538)
Public safety	1,450,856	159,234	-	(1,291,622)
Highways and streets	762,185	-	297,576	(464,609)
Sanitation	989,090	587,154	1,508	(400,428)
Water distribution and treatment	222,237	273,068	16,708	67,539
Health	85,184	-	-	(85,184)
Welfare	75,569	-	-	(75,569)
Culture and recreation	310,603	10,314	-	(300,289)
Conservation	2,406	-	-	(2,406)
Debt service	62,292	-	-	(62,292)
Capital outlay	97,440	-	-	(97,440)
Payments to other governments	8,542,344	-	-	(8,542,344)
Other financing uses	2,595	-	-	(2,595)
Depreciation (unallocated)	699,902	-	-	(699,902)
Total governmental activities	<u>14,202,553</u>	<u>1,088,082</u>	<u>315,792</u>	<u>(12,798,679)</u>
General revenues:				
Taxes				\$ 11,444,319
Charges, grants, and contributions not restricted to specific purposes:				
Licenses, permits and fees				672,396
State of NH sources				270,830
Miscellaneous revenues				148,549
Other financing sources				<u>256,057</u>
Total general revenues				<u>12,792,151</u>
Change in net assets				(6,528)
Net assets - beginning				<u>18,274,750</u>
Net assets - ending				<u>\$ 18,268,222</u>

The accompanying notes to the basic financial statements are an integral part of this statement.

# Report of Municipal Auditors (continued)

## TOWN OF HENNIKER

### Balance Sheet Governmental Funds December 31, 2010

	General Fund	Common Trust Funds	Nonmajor Governmental Funds	Total Governmental Funds
<b>Assets</b>				
Cash and cash equivalents	\$ 2,744,662	\$ -	\$ 1,179,192	\$ 3,923,854
Investments	-	2,783,293	197,840	2,981,133
Property taxes receivable	1,658,370	-	-	1,658,370
Timber taxes receivable	1,135	-	-	1,135
Allowance for doubtful accounts	(80,399)	-	(750)	(81,149)
Accounts receivable	63,676	-	122,339	186,015
Other receivables	85,682	-	1,266	86,948
Due from other governments	200,000	-	-	200,000
Due from other funds	347,227	-	13,870	361,097
Prepays	32,142	-	-	32,142
Total assets	<u>\$ 5,052,495</u>	<u>\$ 2,783,293</u>	<u>\$ 1,513,757</u>	<u>\$ 9,349,545</u>
<b>Liabilities and Fund Balances</b>				
<b>Liabilities:</b>				
Accounts payable	\$ 276,699	\$ -	\$ -	\$ 276,699
Accrued expenses	(5,258)	-	-	(5,258)
Due to other governments	3,902,840	-	199,855	4,102,695
Due to other funds	13,870	-	347,227	361,097
Deferred revenue	500	-	-	500
Other liabilities	<u>48,737</u>	<u>-</u>	<u>-</u>	<u>48,737</u>
Total liabilities	<u>4,237,388</u>	<u>-</u>	<u>547,082</u>	<u>4,784,470</u>
<b>Fund balances:</b>				
Reserved for:				
Encumbrances	319,291	-	-	319,291
Endowments	-	2,598,728	-	2,598,728
Unreserved	495,816	184,565	-	680,381
Unreserved, reported in nonmajor:				
Special revenue funds	-	-	966,675	966,675
Total fund balances	<u>815,107</u>	<u>2,783,293</u>	<u>966,675</u>	<u>4,565,075</u>
Total liabilities and fund balances	<u>\$ 5,052,495</u>	<u>\$ 2,783,293</u>	<u>\$ 1,513,757</u>	<u>\$ 9,349,545</u>

The accompanying notes to the basic financial statements are an integral part of this statement.

---

# Report of Municipal Auditors (continued)

---

## **TOWN OF HENNIKER**

---

### **Reconciliation of Governmental Funds Balance Sheet to the Statement of Net Assets December 31, 2010**

**Total Fund Balances - Governmental Funds** \$ 4,565,075

Amounts reported for governmental activities in the statement of net assets are different because:

Capital assets used in the governmental activities are not financial resources and therefore are not reported as assets in governmental funds.

Cost	\$ 48,104,839	
Less accumulated depreciation	<u>(33,240,262)</u>	14,864,577

Long-term liabilities, including bonds payable, are not due in the current period and therefore are not reported as liabilities in the funds. Long-term liabilities at year-end consist of:

Bonds payable	\$ (985,000)	
Compensated absences	(156,298)	
Unamortized bond premium	<u>(20,132)</u>	<u>(1,161,430)</u>

**Total Net Assets - Governmental Activities** \$ 18,268,222

The accompanying notes to the basic financial statements are an integral part of this statement.

# Report of Municipal Auditors (continued)

## TOWN OF HENNIKER

### Statement of Revenues, Expenditures and Changes in Fund Balances Governmental Funds Year Ended December 31, 2010

	General Fund	Common Trust Funds	Nonmajor Governmental Funds	Total Governmental Funds
<b>Revenues</b>				
Taxes	\$ 11,444,319	\$ -	\$ -	\$ 11,444,319
Licenses, permits and fees	672,396	-	-	672,396
Federal sources	45,841	-	-	45,841
State of NH sources	522,565	-	16,708	539,273
Charges for services	254,238	-	808,192	1,062,430
Miscellaneous revenues	30,182	1,445	70,298	101,925
Investment income	1,688	67,001	5,095	73,784
Total revenues	<u>12,971,229</u>	<u>68,446</u>	<u>900,293</u>	<u>13,939,968</u>
<b>Expenditures</b>				
Current:				
General government	883,711	20,284	-	903,995
Public safety	1,493,927	351	-	1,494,278
Highways and streets	861,735	-	-	861,735
Sanitation	584,632	-	404,458	989,090
Water distribution and treatment	-	-	222,237	222,237
Health	85,184	-	-	85,184
Welfare	75,569	-	-	75,569
Culture and recreation	227,107	11,858	71,638	310,603
Conservation	2,406	-	27,152	29,558
Debt service:				
Principal	64,000	-	101,310	165,310
Interest	33,530	-	-	33,530
Capital outlay	386,953	-	3,430	390,383
Payments to other governments	8,502,379	39,965	-	8,542,344
Total expenditures	<u>13,201,133</u>	<u>72,458</u>	<u>830,225</u>	<u>14,103,816</u>
Excess (deficiency) of revenues over expenditures	(229,904)	(4,012)	70,068	(163,848)
<b>Other Financing Sources (Uses)</b>				
Transfers in	314,602	-	8,420	323,022
Transfers out	(8,420)	(49,468)	(265,134)	(323,022)
Other financing sources	<u>-</u>	<u>256,057</u>	<u>-</u>	<u>256,057</u>
Net change in fund balances	76,278	202,577	(186,646)	92,209
Fund balances - beginning of year	<u>738,829</u>	<u>2,580,716</u>	<u>1,153,321</u>	<u>4,472,866</u>
Fund balances - end of year	<u>\$ 815,107</u>	<u>\$ 2,783,293</u>	<u>\$ 966,675</u>	<u>\$ 4,565,075</u>

The accompanying notes to the basic financial statements are an integral part of this statement.

---

# Report of Municipal Auditors (continued)

---

## **TOWN OF HENNIKER**

---

### **Reconciliation of the Statement of Revenues, Expenditures and Changes in Fund Balances of Governmental Funds to the Statement of Activities Year Ended December 31, 2010**

**Total Net Change in Fund Balances - Governmental Funds** \$ 92,209

Amounts reported for governmental activities in the statement of activities are different because:

Capital outlays are reported in governmental funds as expenditures. However, in the statement of activities, the cost of those assets is allocated over their estimated useful lives as depreciation expense.

Capital outlays	\$ 463,067	
Depreciation expense	(699,902)	
Loss on disposal of assets	<u>(2,595)</u>	(239,430)

Repayment of bond and capital lease principal is an expenditure in the governmental funds, but the repayment reduces long-term liabilities in the statement of net assets.

Principal on bonds	135,000
--------------------	---------

In the statement of activities, certain operating expenses are measured by the amounts earned during the year. In governmental funds, however, expenditures for these items are measured by the amount of financial resources used.

Compensated absences (increase) decrease	4,145
Unamortized bond premium (increase) decrease	<u>1,548</u>

**Change in Net Assets of Governmental Activities** \$ (6,528)

The accompanying notes to the basic financial statements are an integral part of this statement.



---

# Report of Municipal Auditors (continued)

---

## **TOWN OF HENNIKER**

**Notes to Basic Financial Statements  
December 31, 2010**

### **NOTE 1 - SUMMARY OF SIGNIFICANT ACCOUNTING POLICIES**

The financial statements of the Town of Henniker (the "Town" or "Government") have been prepared in conformity with accounting principles generally accepted in the United States of America (GAAP) as applied to government units. The Governmental Accounting Standards Board (GASB) is responsible for establishing GAAP for state and local governments through its pronouncements (Statements and Interpretations). Governments are also required to follow the pronouncements of the Financial Accounting Standards Board (FASB) issued through November 30, 1989 (when applicable) that do not conflict or contradict GASB pronouncements. The significant accounting policies established in GAAP and used by the Town are discussed below.

#### **A. THE REPORTING ENTITY**

The Town is a local government governed by an elected Board of Selectmen. As required by GAAP, these financial statements are required to present the Town and its component units (if any).

Component units are legally separate organizations for which the elected officials of the primary government are financially accountable. The primary government is financially accountable if it appoints a voting majority of the organization's governing body and (1) it is able to impose its will on that organization; or (2) there is a potential for the organization to provide specific financial benefits to, or impose specific financial burdens on, the primary government. A primary government may also be financially accountable if an organization is fiscally dependent on the primary government. Fiscal independency is the ability to complete certain essential fiscal events without substantive approval by a primary government: (a) determine its budget without another government's having the authority to approve and modify that budget; (b) levy taxes or set rates or charges without approval by another government; and (c) issue bonded debt without approval by another government.

#### **B. BASIC FINANCIAL STATEMENTS – GOVERNMENT-WIDE FINANCIAL STATEMENTS**

The Town's basic financial statements include both government-wide (reporting the Town as a whole) and fund financial statements (reporting the Town's major funds). Both government-wide and fund financial statements categorize primary activities as either governmental or business type. The Town does not have any business type primary activities.

In the government-wide Statement of Net Assets, the governmental activities column (a) is presented on a consolidated basis, (b) and is reported on a full accrual, economic resource basis, which recognizes all long-term assets and receivables as well as long-term debt and obligations. The Town's net assets are reported in three parts – invested in capital assets, net of related debt; restricted net assets; and unrestricted net assets. The Town first utilizes restricted resources to finance qualifying activities.

---

# Report of Municipal Auditors (continued)

---

## TOWN OF HENNIKER

---

### Notes to Basic Financial Statements December 31, 2010

The government-wide Statement of Activities reports both the gross and net cost of each of the Town's functions / programs. The functions / programs are also supported by general revenues. The Statement of Activities reduces gross expenses (including depreciation) by related program revenues, operating and capital grants. Program revenues must be directly associated with the function or activity. Operating grants include operating-specific and discretionary (either operating or capital) grants while the capital grants reflect capital-specific grants. The net costs (by function) are normally covered by general revenue. The Town does not allocate indirect costs.

This government-wide focus is more on the sustainability of the Town as an entity and the change in the Town's net assets resulting from the current year's activities.

### C. BASIC FINANCIAL STATEMENTS – FUND FINANCIAL STATEMENTS

The financial transactions of the Town are reported in individual funds in the fund financial statements. Each fund is accounted for by a separate set of self-balancing accounts that comprises its assets, liabilities, reserves, fund equity, revenues, and expenditures/expenses. The individual funds account for the governmental resources allocated to them for the purpose of carrying on specific activities in accordance with laws, regulations, or other restrictions. Funds are classified into three major categories: governmental, proprietary and fiduciary.

Fund financial statements focus on major funds of the primary government in contrast to the governmental and business type (if any) activities reported in the government-wide financial statements. Major funds represent the government's most important funds and are determined based on a minimum criteria set forth in GASBS No. 34 (numerical formula using total assets, liabilities, revenues, or expenditures/expenses of either fund category or activity combined). Major individual governmental funds are reported in separate columns in the fund financial statements with a combined column for all other nonmajor funds. The general fund is required to be reported as major fund. The following fund types are used by the Town:

1. **Governmental Funds** – The focus of governmental funds' measurement (in the fund statements) is upon determination of financial position and changes in financial position (sources, uses, and balances of financial resources) rather than upon net income. The following is a description of the governmental funds of the Town:

**General Fund** is the general operating fund of the Town and is used to account for all resources except those required to be accounted for in another fund.

**Special Revenue Funds** are used to account for the proceeds of specific revenue sources (such as federal and state grants, capital reserves, and library operations, etc.) that are legally restricted to expenditures for specific purposes.

**Capital Project Funds** are used to account for financial resources to be used for the acquisition or construction of major capital facilities.

**Permanent Funds** are used to account for trust arrangements in which the Town is the beneficiary of the earnings on the principal, including public-purpose funds previously classified as nonexpendable trust funds.

---

# Report of Municipal Auditors (continued)

---

## TOWN OF HENNIKER

Notes to Basic Financial Statements  
December 31, 2010

2. **Fiduciary Funds** – The reporting focus of fiduciary funds is on net assets and, for private purpose trust funds, changes in net assets. Since by definition these assets are being held for the benefit of a third party and cannot be used to address activities or obligations of the Town, these funds are not incorporated into the government-wide statements. The following is a description of the fiduciary funds of the Town:

**Private Purpose Trust Funds** are used to report trust arrangements under which the principal and interest benefits individuals, private organizations, or other governments, but not the Town. The assets are essentially held in trust for someone outside the reporting entity.

**Agency Funds** are used to report assets held in a purely custodial capacity for individuals, organizations, or other governments outside of the reporting entity. The assets for these funds equal the liabilities and there is no operating activity to report.

### D. BASIS OF ACCOUNTING

The accounting and financial reporting treatment applied to a fund is determined by its measurement focus. Two different measurement focuses are used under the new financial reporting model, the flow of current financial resources and the flow of economic resources. The determination of when transactions are recognized is referred to as the basis of accounting. Like measurement focus, there are two different bases of accounting used; the accrual basis and the modified accrual basis.

#### Government-Wide Financial Statements

The government-wide financial statements use the flow of economic resources measurement focus and the accrual basis of accounting. Under this method, generally, all revenues, expenses, gains, losses, assets, and liabilities should be recognized when the economic exchange takes place. The government-wide financial statements report all of the assets, liabilities, revenues, expenses, and gains and losses of the entire government. These financial statements do not report fund information. Instead they focus on two specific types of activities performed by the government, "governmental activities" and, when applicable, "business type activities". Governmental and proprietary fund types are included in the governmental and, when applicable, business type activities reported in the government-wide financial statements and therefore utilize the measurement focus and basis of accounting applicable to these statements. Fiduciary funds are not reported in the government-wide financial statements.

#### Fund Financial Statements

Governmental fund financial statements use the current financial resources measurement focus and the modified accrual basis of accounting. Under the modified accrual basis of accounting, revenues and asset are recognized when they susceptible to accrual; i.e., both measurable and available. Measurable means the amount of the transaction can be determined. Available means collectible within the current period or soon enough thereafter to be used to pay liabilities of the current period, generally within sixty days after year-end. Expenditures and liabilities are recognized in the accounting period in which the fund liability is incurred and due, with certain modifications. Debt service and capital lease payments are recognized when the payment is due and compensated absences, claims and judgments, and special termination benefits are recognized to the extent that the liabilities are "normally expected to be liquidated with expendable available financial resources". Fiduciary fund financial statements use the economic resources measurement focus and the full accrual basis of accounting.

---

# Report of Municipal Auditors (continued)

---

## TOWN OF HENNIKER

Notes to Basic Financial Statements  
December 31, 2010

### E. ASSETS, LIABILITIES, AND NET ASSETS OR EQUITY

#### Cash and Cash Equivalents and Investments

The Town has defined cash and cash equivalents to include cash on hand, demand deposits as well as short-term investments with a maturity date of within three months of the date acquired by the Town.

Investments are stated at fair value (quoted market price or the best available estimate).

#### Interfund Activity

Interfund activity is reported as loans, services provided, reimbursements, or transfers. Loans are reported as interfund receivables and payables as appropriate and are subject to elimination upon consolidation. Services provided, deemed to at market or near market rates, are treated as revenues and expenditures / expenses. Reimbursements are when one fund incurs a cost, charges the appropriate benefiting fund and reduces its related cost as a reimbursement. All other interfund transactions are treated as transfers. Transfers between governmental funds are netted as part of the reconciliation to the government-wide financial statements.

#### Inventories

For fund financial statements, inventories are accounted for utilizing the purchase method. Under this method, inventories are recorded as expenditures when purchased. For government-wide financial statements, inventories are carried at cost using the first-in, first-out method.

#### Capital Assets

For government-wide financial statements, capital assets purchased or acquired, in accordance with the Town's capitalization policy, are reported at historical cost or estimated historical cost. Contributed assets are reported at fair market value as of the date received. Additions, improvements and other capital outlays that significantly extend the useful life of an asset are capitalized. Other costs incurred for repairs and maintenance are expensed as incurred. Depreciation on all assets is provided on the straight-line basis over the assets estimated useful lives.

ASSET	Capitalization	Estimated Useful
	Threshold	Lives
Land	All	na
Land Improvements	All	20
Buildings and Improvements	All	25-50
Machinery, Equipment and Other	\$1,000	5-20
Vehicles	\$1,000	7-15
Infrastructure	\$10,000	20-50

For fund financial statements, capital assets purchased for governmental operations are accounted for as capital expenditures of the governmental fund at the time of purchase.

---

# Report of Municipal Auditors (continued)

---

## **TOWN OF HENNIKER**

---

### **Notes to Basic Financial Statements December 31, 2010**

#### **Compensated Absences**

For government-wide financial statements the Town accrues accumulated unpaid vacation and sick leave and associated employee-related costs when earned (or estimated to be earned) by the employee. For governmental funds, only the current portion, (the amount estimated to be paid within one operating period) is accrued. The long-term portion represents a reconciling item between the fund and government-wide presentations.

#### **Long-term Obligations**

All long-term debt is reported as liabilities in the government-wide financial statements. Long-term debt generally consists of bonds payable, capital leases, accrued compensated absences, and special termination benefits. Governmental funds reported in the fund financial statements are concerned with current financial resources only and do not report long-term debt. Instead, debt proceeds are reported as other financing sources when received and payments of principal and interest are reported as expenditures when due.

#### **Governmental Fund Equity**

For governmental funds the unreserved fund balances represent the amount available for appropriation in future periods subject to statutory requirements and limitation; the reserved fund balances represent the amounts that have been legally identified for specific purposes and are not appropriable for expenditure; and the designated fund balances represent tentative plans for future use of financial resources.

#### **Revenues**

Revenue resulting from exchange transactions, in which each party gives and receives essentially equal value, is recorded on the accrual basis when the exchange takes place. On the modified accrual basis, revenue is recorded when the exchange takes place and in the period in which the resources are measurable and available. Revenue resulting from non-exchange transactions, in which the Town receives value without directly giving equal value in return, generally includes grants and donations and is recognized when applicable grantor requirements, including purpose, eligibility, timing, and matching have been met.

General revenues on the Statement of Activities include property taxes and aid from various State of New Hampshire sources that are not program revenues (charges for services, or related to operating or capital grant programs).

#### **Use of Estimates**

The preparation of financial statements in conformity with U.S. generally accepted accounting principles requires management to make estimates and assumptions that affect the reported amounts of assets and liabilities and disclosures. Accordingly, actual results could differ from those estimates.

---

# Report of Municipal Auditors (continued)

---

## TOWN OF HENNIKER

Notes to Basic Financial Statements  
December 31, 2010

### NOTE 2 - STEWARDSHIP, COMPLIANCE AND ACCOUNTABILITY

#### Legal Debt Limit

Per state statute, the Town may not incur debt at any one time in excess of 1.75% of its locally assessed valuation as last equalized by the Commissioner of the New Hampshire Department of Revenue Administration.

For the year ended December 31, 2010, the Town had not exceeded its legal debt limit.

#### Risk Management

The Town is exposed to various risks of loss related to property loss, torts, errors and omissions, injuries to employees and natural disasters. There have no significant reductions in coverage from the prior year and settlements have not exceeded coverage in the past three years.

The Town is a member of the Local Government Center Property-Liability Trust, LLC (LGC). LGC provides certain property and liability insurance coverage's to member towns, cities and other qualified political subdivisions of New Hampshire. The Trust is classified as a "Risk Pool" as described in Statement Number 10 of the Governmental Accounting Standards Board. The Town shares in contributing to the cost of, and receiving the benefits from a self-insured pooled risk management program. The membership and protection run from July 1<sup>st</sup> to June 30<sup>th</sup>. LGC-PTL maintains a self insured retention above which it purchases reinsurance and excess insurance. Limits of protection and deductibles are set-forth in the Summary of Amounts of Protection and Public Official Schedule Bond.

Contributions paid in 2010 for FY2011, ending June 30, 2011, to be recorded as an insurance expenditure totaled \$62,871. Additional contributions paid in 2010 for FY2011, ending June 30, 2011 to be recorded as an insurance expenditure totaled \$0. Refunds due to the Town in 2010 for FY2011, ending June 30, 2011 totaled \$0.

The Town purchases workers compensation insurance through Primex. Primex is a pooled risk management program under RSA 5-B and RSA 281-A. The Primex board has retained \$500,000 of the risk of each loss and has decided to self-insure the aggregate exposure and has allocated funds based on actuarial analysis for that purpose. The member participation agreement permits Primex to make additional assessments to members, should there be a deficiency in contributions for any member year, not to exceed the member's annual contribution. At this time, Primex foresees no likelihood of an assessment for this or any prior year.

---

# Report of Municipal Auditors (continued)

---

## **TOWN OF HENNIKER**

---

**Notes to Basic Financial Statements  
December 31, 2010**

### **Claims, Judgments and Contingent Liabilities**

#### **Grant Programs**

The Town may participate in state, federal and private funded programs, which are governed by various laws, regulations, contracts and agreements of the grantor. Costs charged to these programs are subject to audit or review by the grantor; therefore, to the extent that the Town has not complied with laws, regulations, contracts and agreements of the grantor, refunds of money for any disallowed claims, including amounts already collected, may constitute a contingent liability of the Town. At December 31, 2010, the Town believes that there are no significant contingent liabilities relating to compliance with the laws, regulations, and contracts and agreements governing these programs; therefore, no provision has been recorded in the financial statements for such contingencies.

#### **Litigation**

The Town is subject to various claims, and sometimes lawsuits, which arise in the normal course of operations. Management of the Town believes that the outcome of these contingencies will not have a materially adverse effect on the financial statements and accordingly, no provision for loss has been recorded.

---

# Report of Municipal Auditors (continued)

---

## TOWN OF HENNIKER

**Notes to Basic Financial Statements  
December 31, 2010**

### NOTE 3 - DEPOSITS AND INVESTMENTS

Deposits and investments as of December 31, 2010 are classified in the accompanying financial statements as follows:

Statement of net assets:	
Cash and investments	\$ 6,904,987
Fiduciary funds:	
Cash and investments	-
	<u>\$ 6,904,987</u>

Deposits and investments as of December 31, 2010 consist of the following:

Cash on hand	\$ 120
Deposits with financial institutions	3,923,734
Investments	2,981,133
	<u>\$ 6,904,987</u>

#### Credit Risk – Deposits

The Town maintains deposits in accordance with RSA 41:29 which states that the treasurer shall deposit all such moneys in participation units in the public deposit investment pool established pursuant to RSA 383:22 or in solvent banks in the state, except that funds may be deposited in banks outside the state if such banks pledge and deliver to a third party custodial bank or the federal reserve bank collateral security for such deposits, United States government obligations, United States government agency obligations, or obligations of the state of New Hampshire in value at least equal to the amount of the deposit in each case. The amount of collected funds on deposit in any one bank shall not for more than 20 days exceed the sum of its paid-up capital and surplus.

#### Credit Risk - Investments

The Town maintains investments in accordance with RSA 41:29 which states that whenever the town treasurer has in custody an excess of funds which are not immediately needed for the purpose of expenditure, the town treasurer shall, with the approval of the selectmen, invest the same in obligations of the United States government, in the public deposit investment pool established pursuant to RSA 383:22, in savings bank deposits of banks incorporated under the laws of the state of New Hampshire or in certificates of deposits and repurchase agreements of banks incorporated under the laws of the state of New Hampshire or in banks recognized by the state treasurer. Any person who directly or indirectly receives any such funds or moneys for deposit or for investment in securities of any kind shall, prior to acceptance of such funds, make available at the time of such deposit or investment an option to have such funds secured by collateral having a value at least equal to the amount of such funds. Such collateral shall be segregated for the exclusive benefit of the town. Only securities defined by the bank commissioner as provided by rules adopted pursuant to RSA 386:57 shall be eligible to be pledged as collateral. At least yearly, the selectmen shall review and adopt an investment policy for the investment of public funds in conformance with the provisions of applicable statutes.



---

# Report of Municipal Auditors (continued)

---

## TOWN OF HENNIKER

---

### Notes to Basic Financial Statements December 31, 2010

Investments made by the Town as of December 31, 2010 are summarized below:

	<u>Balance</u>	<u>Rating</u>	<u>Rating Agencies</u>
Money market funds	\$ 66,830	na	
Fixed income investments	1,011,579	na	
Equities	1,902,724	na	
	<u>\$ 2,981,133</u>		

### Concentration of Credit Risk

The Town does not have a formal investment policy that limits the amount the Town may invest in any one issuer. Investments of 5% or more of the Town's investments are as follows:

		<u>%</u>
Money market funds	\$ 66,830	2%
Fixed income investments	1,011,579	34%
Equities	1,902,724	64%
	<u>\$ 2,981,133</u>	<u>100%</u>

### Interest Rate Risk

The Town does not have a formal investment policy that limits investment maturities as a means of managing its exposure to fair value losses arising from increasing interest rates.

### Custodial Credit Risk

Custodial credit risk for deposits is the risk that in the event of a bank failure, the Town's deposits may not be returned to it. The Town does not have a policy for custodial credit risk on deposits. The town's bank balance as of December 31, 2010 was \$4,356,327. Of that amount, \$4,356,327 was covered by FDIC insurance. The town deposits were also covered by a Tri-Party Collateral agreement between the town, Citizens Bank and the Bank of New York.

For an investment, custodial credit risk is the risk that, in the event of the failure of the counterparty, the Town will not be able to recover the value of its investments or collateral securities that are in the possession of an outside party. Of the Town's \$2,981,133 in various investments, \$0 is held by the investment's counterparty, not in the name of the Town.

---

# Report of Municipal Auditors (continued)

---

## TOWN OF HENNIKER

Notes to Basic Financial Statements  
December 31, 2010

### NOTE 4 - INTERFUND BALANCES AND TRANSFERS

#### Balances

Individual interfund balances at December 31, 2010 consisted of the following:

	<u>Due From</u>	<u>Due To</u>
Major Funds:		
General fund	\$ 347,227	\$ 13,870
Nonmajor Funds:		
Capital reserves	-	265,134
Water fund	-	42,624
Sewer fund	-	37,544
Parks fund	-	35
Conservation fund	13,870	-
Recreation revolving fund	-	1,890
	<u>\$ 361,097</u>	<u>\$ 361,097</u>

#### Transfers

Individual interfund transfers for the year ended December 31, 2010 consisted of the following:

	<u>Transfers In</u>	<u>Transfers Out</u>
Major Funds:		
General fund	\$ 314,602	\$ 8,420
Common trust funds	-	49,468
Nonmajor Funds:		
Capital reserves	2,000	265,134
Conservation fund	6,420	-
	<u>\$ 323,022</u>	<u>\$ 323,022</u>

The Town makes routine transfers during the year between the general fund and other funds based upon statutory or budgetary authorization.

---

# Report of Municipal Auditors (continued)

---

## TOWN OF HENNIKER

Notes to Basic Financial Statements  
December 31, 2010

### NOTE 5 - INTERGOVERNMENTAL RECEIVABLES AND PAYABLES

#### Intergovernmental Receivables

Intergovernmental receivables at December 31, 2010 consisted of the following:

	<u>General Fund</u>
State Governments	
New Hampshire	\$ 200,000
	<u>\$ 200,000</u>

All of the intergovernmental receivables from the State are for projects which are operated on a reimbursement basis.

#### Intergovernmental Payables

Intergovernmental payables at December 31, 2010 consisted of the following:

	<u>General Fund</u>	<u>Capital Reserves</u>
Local Governments		
John Stark Regional School District	\$ 1,939,834	\$ -
Henniker School District	1,963,006	199,855
	<u>\$ 3,902,840</u>	<u>\$ 199,855</u>

# Report of Municipal Auditors (continued)

## TOWN OF HENNIKER

### Notes to Basic Financial Statements December 31, 2010

#### NOTE 6 - CAPITAL ASSETS

Capital asset activity for the Town for the year ended December 31, 2010 was as follows:

	Beginning Balance	Additions	Disposals	Ending Balance
<b>Governmental Activities (at cost)</b>				
<b>Capital assets not being depreciated:</b>				
Land and improvements	\$ 1,243,267	\$ 27,152	\$ -	\$ 1,270,419
Construction in progress	87,057	169,530	-	256,587
	<u>1,330,324</u>	<u>196,682</u>	<u>-</u>	<u>1,527,006</u>
<b>Capital assets being depreciated:</b>				
Land improvements	4,077,796	-	-	4,077,796
Infrastructure	29,473,979	140,611	-	29,614,590
Buildings	7,405,121	42,628	-	7,447,749
Vehicles	2,899,824	24,091	21,231	2,902,684
Machinery and equipment	2,480,684	59,055	4,725	2,535,014
	<u>46,337,404</u>	<u>266,385</u>	<u>25,956</u>	<u>46,577,833</u>
<b>Less accumulated depreciation:</b>				
Land improvements	3,472,317	122,264	-	3,594,581
Infrastructure	23,887,101	187,312	-	24,074,413
Buildings	2,398,991	143,164	-	2,542,155
Vehicles	1,383,109	121,755	19,108	1,485,756
Machinery and equipment	1,422,203	125,407	4,253	1,543,357
Accumulated depreciation	<u>32,563,721</u>	<u>699,902</u>	<u>23,361</u>	<u>33,240,262</u>
Capital assets being depreciated, net	<u>13,773,683</u>	<u>(433,517)</u>	<u>2,595</u>	<u>13,337,571</u>
<b>Governmental activities capital assets, Net of accumulated depreciation</b>	<u>\$ 15,104,007</u>	<u>\$ (236,835)</u>	<u>\$ 2,595</u>	<u>\$ 14,864,577</u>

Derecognition expense for the year ended December 31, 2010 (Unallocated) \$ 699,902

# Report of Municipal Auditors (continued)

## TOWN OF HENNIKER

Notes to Basic Financial Statements  
December 31, 2010

### NOTE 7 - LONG-TERM LIABILITIES

The Town can issue general obligation debt instruments to provide funds for the acquisition and construction of major capital equipment, infrastructure and other facilities. General obligation debt instruments are "direct government obligations" and consequently are a pledge of the full faith and credit of the Town. The Town is obligated under certain leases accounted for as capital leases. The leased assets are accounted for as capital assets and capital lease liabilities in the government-wide financial statements. In the governmental fund financial statements the lease is recorded as an expenditure and other financing source in the year executed; annual lease payments are recorded as expenditures when paid. Other long-term obligations include compensated absences and early retirement obligations.

A summary of long-term liabilities outstanding at December 31, 2010 is as follows:

	General Obligation Bonds	Compensated Absences	Unamortized Bond Premiums	Total
Beginning balance	\$ 1,120,000	\$ 160,443	\$ 21,680	\$ 1,302,123
Additions	-	-	-	-
Reductions	(135,000)	(4,145)	(1,548)	(140,693)
Ending balance	<u>985,000</u>	<u>156,298</u>	<u>20,132</u>	<u>1,161,430</u>
Current portion	110,000	-	1,548	111,548
Noncurrent portion	875,000	156,298	18,584	1,049,882
	<u>\$ 985,000</u>	<u>\$ 156,298</u>	<u>\$ 20,132</u>	<u>\$ 1,161,430</u>

Long-term liabilities outstanding at December 31, 2010 consisted of the following:

	Issue Year	Interest Rate	Maturity Date	Original Amount of Issue	Amount Outstanding 12/31/10
<b>General Obligation Bonds</b>					
Fire station bond	1994	Var	2015	\$ 132,900	\$ 25,000
Landfill closure/septage	1995	Var	2015	910,000	175,000
Landfill closure bond	1998	Var	2018	150,000	40,000
Water storage tanks	2001	Var	2021	575,000	305,000
Sewer project	2005	Var	2024	611,580	440,000
					<u>985,000</u>
<b>Other Long-Term Obligations</b>					
Compensated absences					156,298
Unamortized bond premium					<u>20,132</u>
					<u>176,430</u>
					<u>\$ 1,161,430</u>

---

# Report of Municipal Auditors (continued)

---

## **TOWN OF HENNIKER**

**Notes to Basic Financial Statements  
December 31, 2010**

### **NOTE 8 - PROPERTY TAXES**

#### **Property Tax Calendar**

The Town is responsible for assessing, collecting and distributing property taxes in accordance with state legislation. The property tax year is from April 1 - March 31. Unpaid property taxes may be lienied (following statutory notification and procedural guidelines) as soon as 30-days after the final bill (or installment) is due. Unpaid taxes are assessed interest at a rate of 12% up to the "lien date," at which time the rate increases to 18%. Two years from the execution of the real estate tax lien the Tax Collector may execute to the lienholder a "deed" of the property subject to the real estate tax lien and not redeemed (paid).

#### **Revenue Recognition**

The Town recognizes property tax revenues when they are levied (i.e., after a warrant for collection is committed to the Tax Collector by the Board of Selectmen). This is a GAAP departure (from GASB Statement #1 generally, and specifically NCGA Interpretation -3 "Revenue Recognition - Property Taxes"). Under GAAP, certain disclosures are required of property tax revenues that are not received during the period, or within 60-days thereafter, that are recognized as receivables without a corresponding reserve. The Town believes that this application of GAAP to its property tax revenues would result in misleading financial statements since such GAAP application would reduce fund balance by the amount of uncollected property taxes; concurrent with a GAAP requirement to record an expenditure (and payable) for the amount due to the local education authority (such amount based solely on a share of the uncollected property taxes). This GAAP departure as applied to New Hampshire towns was addressed by the GASB in 1984. The GASB, in responding to an inquiry on this matter, provided justification for the departure from the 60-day rule due to the unique legislation in the State of New Hampshire regarding the Town's responsibility for (and expenditure recognition of) intergovernmental payments to the local education authority (school district). This justification has been reviewed and accepted by the New Hampshire Department of Revenue Administration (which requires GAAP-based regulatory reporting) and has been established as a widely prevalent practice followed by most New Hampshire towns.

---

# Report of Municipal Auditors (continued)

---

## TOWN OF HENNIKER

Notes to Basic Financial Statements  
December 31, 2010

### NOTE 11 - POST-RETIREMENT HEALTH CARE

#### Plan description and annual OPEB cost

New Hampshire law requires municipalities to permit retired employees and their spouses to continue medical coverage after retirement if they pay the full premium rate charged for active employees. When the same premiums are charged to active employees and retirees, and the town is unable to obtain age adjusted premium information for the retirees, GASB 45 requires the town to calculate age-adjusted premiums for the purpose of projecting future benefits for retirees. This report values the implicit rate subsidy, which is the amount by which the age-adjusted premium exceeds the actual premium.

The Town provides medical benefits to its eligible retirees. The benefits are provided through fully insured plans that are sponsored by a state-wide health insurance consortium. Employee groups are eligible to retire after reaching age 55. Retirees are required to pay 100% of the cost for coverage. This valuation does not account for the cost of benefits to retirees or their spouses after age 65. Surviving beneficiaries continue to receive coverage after the death of the eligible retired employee but are required to pay 100% of the cost.

The Town implemented GASB Statement 45, Accounting and Financial Reporting by Employers for Post-Employment Benefits Other than Pensions, in the year ended December 31, 2010. This required the Town to calculate and record a net other post-employment benefit obligation at year end. The Town used the alternative measurement method to prepare this valuation permitted by Statement 45. The net other post-employment benefit obligation is basically the cumulative difference between the required contribution and the actual contributions made.

Currently, 1 retired employee receives health benefits from the Town. The Town recognizes the cost of providing health insurance annually as expenditures in the General Fund of the funds financial statements as payments are made. For the year ended December 31, 2010, the Town recognized \$0 for its share of insurance premiums for currently enrolled retirees.

The Town has obtained a valuation report as of January 1, 2010 which indicates that the total liability for other post-employment benefits is \$525,909 (\$94,409 related to retirees and \$431,500 related to employees).

The Town's annual other post-employment benefit (OPEB) cost (expense) for its plan is calculated based on the annual required contribution of the employer (ARC), an amount determined in accordance with the parameters of GASB Statement 45. The ARC represents a level of funding that, if paid on an ongoing basis, is projected to cover normal cost each year and to amortize any unfunded liabilities (or funding excess) over a period not to exceed thirty years.

# Report of Municipal Auditors (continued)

## TOWN OF HENNIKER

### Notes to Basic Financial Statements December 31, 2010

The following table shows the components of the Town's annual OPEB cost for the year, the amount actually contributed to the plan, and changes in the Town's net OPEB obligation:

	For the Year Ended December 31, 2010
Annual Required Contribution (ARC)	\$ 53,542
Interest on Net OPEB Obligation	\$ -
Adjustment to ARC (if Applicable)	\$ -
Annual OPEB Cost (Expense)	\$ 53,542
Contributions Made - Active Employees Premium Subsidy Paid	\$ 53,542
Increase (Decrease) in Net OPEB Obligation	\$ -
Net OPEB Obligation - Beginning of Year	\$ -
Net OPEB Obligation - End of Year	\$ -

The Town's annual OPEB cost, the percentage of annual OPEB cost contributed to the plan, and the net OPEB obligation were as follows:

Fiscal Year Ending	Annual OPEB Cost	Percentage of Annual OPEB Cost Contributed	Net OPEB Obligation
December 31, 2010	\$ 53,542	100%	\$0

As of January 1, 2010, the most recent valuation date, the plan was 0% funded. The accrued liability for benefits was \$525,909 and the value of assets was \$0, resulting in an unfunded accrued liability (UAL) of \$525,909. The covered payroll (annual payroll of active employees covered by the plan) was \$1,430,959, and the ratio of the UAL to the covered payroll was 36.75%. Valuations of an ongoing plan involve estimates of the value of reported amounts and assumptions about the probability of occurrence of events far into the future. Examples include assumptions about future employment, mortality, and the healthcare cost trend. Amounts determined regarding the funded status of the plan and the annual required contributions of the employer are subject to continual revision as actual results are compared with past expectations and new estimates are made about the future. The schedule of funding progress, presented as required supplementary information following the notes to the financial statements, presents multiyear trend information about whether the value of plan assets is increasing or decreasing over time relative to the accrued liabilities for benefits.

#### Cost methods and assumptions

Projections of benefits for financial reporting purposes are based on the substantive plan (the plan as understood by the employer and the plan members) and include the types of benefits provided at the time of each valuation and the historical pattern of sharing of benefit costs between the employer and plan members to that point. The cost methods and assumptions used include techniques that are designed to reduce the effects of short-term volatility in accrued liabilities and the value of assets, consistent with the long-term perspective of the calculations.



# Vital Statistics

01/30/2012



**DEPARTMENT OF STATE  
DIVISION OF VITAL RECORDS ADMINISTRATION**

**RESIDENT DEATH REPORT**

01/01/2011 - 12/31/2011

--HENNIKER, NH --

Page 1 of 1

Decedent's Name	Death Date	Death Place	Father's/Parent's Name	Mother's/Parent's Name Prior to First Marriage/Civil Union	Military
GAGNON, MARGUERITE	01/05/2011	HENNIKER	DEMUTH, HENRY	GUILMETTE, RITA	N
AUSTIN SR, RICHARD	02/10/2011	HENNIKER	AUSTIN, WALTER	NILE, HELEN	Y
HAYES, MARY	02/22/2011	CONCORD	O'BRIEN, JAMES	HAYES, MARY	N
ST LAURENT, MATHIAS	02/28/2011	CONCORD	ST LAURENT, RIERRE	DUMAIS, YVONNE	Y
ERICKSON, RICHARD	04/06/2011	CONCORD	ERICKSON, ARVID	ELIASON, ALVINA	Y
CARLETON, ERNESTINE	04/30/2011	CONCORD	BROWN, LEANDER	DEHETRE, MARY	N
GOSS, ELSIE	06/15/2011	HENNIKER	EDWARDS, GEORGE	MURDOUGH, FLORENCE	N
HADLEY, EDITH	06/28/2011	HILLSBOROUGH	BUXTON, LEONARD	DAVISON, ANNIE	N
BERGENDAHL, NANCY	08/16/2011	HENNIKER	WOZNIAK, EDWIN	SITKO, HELENE	N
BOWSER SR, EDWARD	09/13/2011	CONCORD	BOWSER, EDWARD	BALLENTYNE, BLANCHE	N
RIDEOUT, RICHARD	10/05/2011	HENNIKER	RIDEOUT, FREDERICK	GORDON, STELLA	N
BASSETT, FREDA	10/08/2011	HENNIKER	CONNOR, FRED	ALLEN, ANNABEL	N
PERRON, JOHN	10/27/2011	CONCORD	PERRON, FERNAND	WOODWARD, ESTHER	Y
CONNOR, HELEN	10/29/2011	CONCORD	STEVENS, CLARK	HEMMINGS, MAY	N
MULSOW, MANFRED	10/31/2011	CONCORD	MULSOW, OTTO	HARDER, MARIE	Y
SOUKAS, PETER	11/13/2011	DOVER	SOUKAS, GEORGE	WOOD, HAZEL	Y

Total number of records 16

**DEPARTMENT OF STATE**  
**DIVISION OF VITAL RECORDS ADMINISTRATION**

**RESIDENT BIRTH REPORT**

01/01/2011-12/31/2011

--HENNIKER--

Child's Name	Birth Date	Birth Place	Father's/Partner's Name	Mother's Name
DEMO, MASON HALL	02/20/2011	CONCORD,NH	DEMO, BRADLEY	KIRSHNEUR, MEGHAN
WALSH, ELIZABETH ALEXANDRIA	02/21/2011	MANCHESTER,NH	WALSH, GERALD	WOOD, JACQUELINE
LOTH, OLIVER PATRICK	03/17/2011	CONCORD,NH	LOTH, ALEXANDER	LOTH, KARA
FOOTE, ABRAM NELSON	03/18/2011	CONCORD,NH	FOOTE, STEVEN	FOOTE, STACEY
MATZKE, SAMANTHA JEANNE	04/06/2011	CONCORD,NH	MATZKE JR, PHILIP	MATZKE, JENNIFER
TIEDEMANN, GREYSON BRADLEY PAUL	04/22/2011	CONCORD,NH	BRASIER, JOSHUA	TIEDEMANN, MARIAH
BRASIER, ABBIE MARIE	04/22/2011	CONCORD,NH	ADLER, ERICH	GOULD, RYAN
ADLER, ELIJAH AUGUST	05/11/2011	MANCHESTER,NH	MCLAUGHLIN, ROBERT	ADLER, NICOLE
MCLAUGHLIN, ROBERT TORIN	06/01/2011	HENNIKER,NH		NORMAN, HEIDI
JAEGER, JADEN BENJAMIN	06/12/2011	CONCORD,NH		JAEGER, LAUREN
ZAJACESKOWSKI, BROOKLYNN MAE	07/11/2011	CONCORD,NH	SMITH, KYLE	ZAJACESKOWSKI, ASHLEY
AUCOIN, STACY MARIE	07/18/2011	CONCORD,NH	AUCOIN, BENJAMIN	AUCOIN, TRISTA
MURRAY, TYLEN JAY	08/09/2011	CONCORD,NH	MURRAY, KEVIN	PERKINS, AMANDA
PRATTS, JULIA ELIZABETH	08/14/2011	CONCORD,NH	PRATTS, ANDRE	TRAMMELL, STACY
WILSON, JOSIE TAYLOR	09/09/2011	CONCORD,NH	WILSON, JEFFREY	CLOUTIER, JENNIFER
WILSON, MILLY ELIZABETH	09/09/2011	CONCORD,NH	WILSON, JEFFREY	CLOUTIER, JENNIFER
DAY, NEVAEH NANCY YVONNE	10/04/2011	CONCORD,NH		DAY, PAMELA
KIMBALL, EMMET STEPHEN	10/15/2011	HENNIKER,NH	KIMBALL, ROBERT	KIMBALL, ANNETTE
WARD, CHARLES EICHER	10/21/2011	CONCORD,NH	WARD, JARED	WARD, KATHRYN
CAMUSO, JUSTUS ALDEN	11/04/2011	HENNIKER,NH	CAMUSO, JON	CAMUSO, SHERA
BYRNE, TEAGAN MARIE	11/07/2011	CONCORD,NH	BYRNE, NICHOLAS	OLSON, MARY
LICATA, CAROLINE MARIE	11/27/2011	CONCORD,NH	LICATA, MICHAEL	LICATA, MEGHAN
TOMPKINS, AVERY MARIE	12/02/2011	CONCORD,NH	TOMPKINS, GREGORY	TOMPKINS, LINDSEY
NYE, AYLEA ELIZABETH	12/20/2011	CONCORD,NH	NYE, WILLIAM	NYE, LINDSAY

Total number of records 24

# Vital Statistics - 2011 Marriages

1/30/2012

DEPARTMENT OF STATE  
DIVISION OF VITAL RECORDS ADMINISTRATION

Page 1 of 1

RESIDENT MARRIAGE REPORT

01/01/2011 - 12/31/2011

-- HENNIKER --

Person A's Name and Residence	Person B's Name and Residence	Town of Issuance	Place of Marriage	Date of Marriage
POWER, TROY HENNIKER, NH	COSTA, PATRICIA I HENNIKER, NH	HENNIKER	HENNIKER	01/01/2011
LADUKE, STACY L HENNIKER, NH	CHICOINE, TYLER W HENNIKER, NH	HENNIKER	HENNIKER	02/02/2011
HEYN, JOSLIN A HENNIKER, NH	BENNETT, ROSS W HENNIKER, NH	HENNIKER	CONCORD	02/19/2011
GREENE, TIMOTHY M HENNIKER, NH	TURSCHMAN, CASSANDRA L HENNIKER, NH	HENNIKER	CANDIA	05/22/2011
ANDERSON, PHYLLIS M HENNIKER, NH	DA COSTA, DANIEL R HENNIKER, NH	HENNIKER	HENNIKER	07/01/2011
ROWELL, AMANDA P HENNIKER, NH	PAGE, SCOTT W HENNIKER, NH	HENNIKER	WARNER	07/21/2011
BLANCHETTE, TRACY E HENNIKER, NH	BRAKE, SEAN D HENNIKER, NH	HENNIKER	NORTH SUTTON	08/06/2011
PETERSON, CHASE O HENNIKER, NH	PLOURDE, AMY L HENNIKER, NH	HENNIKER	HENNIKER	08/20/2011
GODVILLE, MAREN E HENNIKER, NH	TAYLOR, BRIAN S HENNIKER, NH	HENNIKER	HENNIKER	10/01/2011
Total number of records				9

# Directory of Services - Town of Henniker

## In an emergency (Ambulance/Fire/Police ) dial 911

Abatements .....	Town Hall / Assessing .....	18 Depot Hill Rd. ....	428-3221 ext. 2
Administrator .....	Town Hall .....	18 Depot Hill Rd. ....	428-3221 ext. 5
Animal Control Officer .....	Police Station .....	340 Western Ave. ....	428-3212 (dispatch)
Assembly Permits (special events) .....	Town Hall / Selectmen's Office .....	18 Depot Hill Rd. ....	428-3221 ext. 1
Assembly Permits (year round) .....	Fire Station .....	216 Maple St. ....	428-7552 (office)
Assessment of Property .....	Town Hall / Assessing .....	18 Depot Hill Rd. ....	428-3221 ext. 2
Athletics .....	Athletic Committee .....	18 Depot Hill Rd. ....	428-3221
Birth Certificates (Vital Records) .....	Town Hall / Town Clerk .....	18 Depot Hill Rd. ....	428-3240
Building Permits .....	Town Hall / Selectmen's Office .....	18 Depot Hill Rd. ....	428-3221 ext. 1
Burn Permits .....	Fire Station .....	216 Maple St. ....	428-7552 (office)
Code Enforcement .....	Town Hall .....	18 Depot Hill Rd. ....	428-3221 ext. 231
Community Center Rental .....	Community Center .....	57 Main St. ....	428-3221 ext. 1
Current Use .....	Town Hall / Assessing .....	18 Depot Hill Rd. ....	428-3221 ext. 2
Death Certificates (Vital Records) .....	Town Hall / Town Clerk .....	18 Depot Hill Rd. ....	428-3240
Dog Licenses .....	Town Hall / Town Clerk .....	18 Depot Hill Rd. ....	428-3240
Elections .....	Town Hall / Town Clerk .....	18 Depot Hill Rd. ....	428-3240
Elementary School .....	Henniker Community School .....	51 Western Ave. ....	428-3476
Exemptions .....	Town Hall / Assessing .....	18 Depot Hill Rd. ....	428-3221 ext. 2
Excavation Permits .....	Town Hall / Assessing .....	18 Depot Hill Rd. ....	428-3221 ext. 1
Finance .....	Town Hall .....	18 Depot Hill Rd. ....	428-3221 ext. 4
Fire Department .....	Fire Station .....	216 Maple St. ....	428-7552 (office)
.....	.....	.....	911 Emergency
Grange Hall Rental .....	Grange Building .....	21 Western Ave. ....	428-3221 ext. 1
Health Officer .....	Town Hall .....	18 Depot Hill Rd. ....	428-3221 ext. 6
High School .....	John Stark Regional HS .....	618 North Stark Hwy. (Rt. 114), Weare .....	529-7675
Highway Department .....	.....	209 Ramsdell Rd. ....	428-7200
Historical Society .....	Academy Hall .....	51 Maple St. ....	428-6267
Human Services / Welfare .....	Town Hall / Welfare .....	18 Depot Hill Rd. ....	428-3221 ext. 7
Land Use (Planning & Zoning) .....	Town Hall / Land Use .....	18 Depot Hill Rd. ....	428-3221 ext. 1 or 8
Library .....	Tucker Free Library .....	31 Western Ave. ....	428-3471
Life Safety Inspections .....	Fire Station .....	216 Maple St. ....	428-7552 (office)
Maps .....	Town Hall / Assessing .....	18 Depot Hill Rd. ....	428-3221 ext. 2
Marriage Licenses (Vital Records) .....	Town Hall / Town Clerk .....	18 Depot Hill Rd. ....	428-3240
Parking .....	Police Department .....	340 Western Ave. ....	428-3213 (office)
Police Department .....	.....	340 Western Ave. ....	428-3213 (office)
.....	.....	.....	911 Emergency
Recycling Center .....	Transfer Station/Recycling Ctr. ....	1393 Weare Rd. ....	428-7604
Rescue Squad .....	Fire Station .....	216 Maple St. ....	428-7552 (office)
.....	.....	.....	911 Emergency
Sand .....	Highway Department .....	209 Ramsdell Rd. ....	428-7200
School Administrative Unit #24 .....	SAU 24 Office .....	41 Liberty Hill Rd., Bldg. 5 .....	428-3269
Selectmen's Office .....	Town Hall .....	18 Depot Hill Rd. ....	428-3221 ext. 1
Senior Center .....	White Birch Community Ctr. ....	51 Hall Ave. ....	428-7860
Sign Permits .....	Town Hall / Selectmen's Office .....	18 Depot Hill Rd. ....	428-3221 ext. 1
Swim Lessons .....	White Birch Community Ctr. ....	51 Hall Avenue .....	428-7860
Tax Payments .....	Town Hall / Tax Collector .....	18 Depot Hill Rd. ....	428-3240
Teen Center .....	Community Center .....	57 Main St. ....	428-3221
Timber Cutting .....	Town Hall / Assessing .....	18 Depot Hill Rd. ....	428-3221 ext. 2
Transfer Station .....	Transfer Station/Recycling Ctr. ....	1393 Weare Rd. ....	428-7604
Vehicle Registration .....	Town Hall / Tax Collector .....	18 Depot Hill Rd. ....	428-3240
Volunteering .....	Town Hall .....	18 Depot Hill Rd. ....	428-3221
Voter Registration .....	Town Hall / Town Clerk .....	18 Depot Hill Rd. ....	428-3240
Wastewater Department .....	.....	199 Ramsdell Rd. ....	428-7215
Water Department .....	Cogswell Spring Water Works .....	146 Davison Rd. ....	428-3237
Zoning Ordinances .....	Town Hall / Land Use .....	18 Depot Hill Rd. ....	428-3221 ext. 1

