



Town of Henniker

New Hampshire



**2010
Annual Report**

How to Use This Report

The Annual Report pertains to the year 2010 and contains information gathered from Town Departments, Officials, Committees, and relevant outside agencies. Enclosed you will find results of the March 2010 Town Meeting (p. 13). In addition, the BLUE section contains the 2011 Town Warrant for the upcoming Town Meeting. In the last half of the report you will find Financial Reports (p. 78-136) and Vital Statistics (p. 135) for the fiscal year ending December 31, 2010. Finally, inside the back cover we have listed a directory of town services available to our citizens.

If you would like similar reports relative to the public school system, please contact the SAU office (School Administrative Unit #24) at www.sau24.org, (603) 428-3269, 41 Liberty Hill Rd., Unit #5.

Ballot Voting Day

**Polls will be open
Tuesday, March 8, 2011 7:00 AM - 7:00 PM
Henniker Community School Gymnasium, 51 Western Avenue
*Please Vote.***

Town Meeting

**Saturday, March 12, 2011 1:00 PM
Henniker Community School Cafetorium, 51 Western Avenue**

Any person with a hearing disability who wishes to attend this year's public town meeting on Saturday, March 12, 2011 and needs the services of a sign language interpreter, please contact the selectmen's office at least 72 hours in advance (603/428-3221, Town Hall, 18 Depot Hill Rd.) so that the town can make arrangements with an interpreter.

Cover Photos

TOP: The 2010 5th grade D.A.R.E. Essay Winner was recognized with a ride in the cruiser for the Memorial Day Parade. Pictured right is Officer Michael Martin.

MIDDLE: The Azalea Park/Riverwalk Committee worked hard in 2010 to bring future improvements to our riverfront park.

BOTTOM : The Freese Brothers Big Band performed at the 2010 Summer Concert Series at the Angela Robinson Bandstand.

Town of
Henniker
New Hampshire



**Annual Report
of the Town Offices
for the Fiscal Year Ending**

December 31, 2010

Town of
Henniker
New Hampshire



**Annual Report
of the Town Offices
for the Fiscal Year Ending**

December 31, 2010

Table of Contents

Introduction

How to Use this Report	(inside front cover)
------------------------------	----------------------

General Information

Report of the Selectmen	1
Report of the Town Administrator	3
Henniker Economic and Labor Profile	4
Henniker Elected and Appointed Officials 2010	7
Appointed Members of Town Committees, Commissions and Boards	9

2010 Town Votes

Record of Affirmative Votes from 2010 Town Meeting	13
--	----

2011 Warrant and Budget (BLUE SECTION)

2011 Warrant	23
2011 Warrant Addendum	28
2011 Proposed Budget & Estimated Revenues	32

Town Departments and Offices

Police Department	34
Police Statistics for 2010	36
Animal Control	38

Welfare	38
----------------------	----

Fire Department	39
Henniker Fire Auxiliary	39
Forest Fire Warden and State Forest Ranger	40
Capital Area Mutual Aid Fire Compact	41

Water and Sewer Departments	
Cogswell Spring Water Works	42
Wastewater Treatment Plant	42

Highway Department	43
---------------------------------	----

Parks and Properties Department	43
--	----

Waste Management Department	
Transfer Station / Recycling Center	44
Solid Waste Disposal Committee	45
2010 Recycling Results	46

Library, Tucker Free	47
-----------------------------------	----

Land Use	
Land Use Coordinator Report	54
Zoning Board of Adjustment	55
Planning Board	55
Conservation Commission	56
Central New Hampshire Regional Planning Commission	57

Table of Contents (continued)

Town Committees

Azalea Park / Riverwalk Committee.....	58
Contoocook River Local Advisory Committee	59
Historic District Commission	60
Community Concerts Committee	62
Spirit of Henniker Organizational Team (S.H.O.T.).....	63
Community Center Activities Committee.....	64
Athletic Program for Youth Committee.....	65
 Feasibility Study Committee for a Recreation / Athletic Director	66
Highway Safety Committee	67
Safety and Loss Prevention Committee	67

Community Organizations

Henniker Rotary Club	68
Henniker Historical Society	69
White Birch Community Center	70
U.N.H. Cooperative Extension	72
Community Action Program (CAP)	73
Concord Regional Visiting Nurse Association (V.N.A.)	75
Project Lift	77

Financials

Report of the Town Clerk	78
Report of the Tax Collector (Form MS-61)	79
2010 Tax Rate Calculation.....	82
Budget of the Town (Form MS-6)	83
History of Tax Dollars Raised.....	90
Summary Inventory of Valuation (Form MS-1).....	92
Valuation of Exempt Properties as of April 1, 2010.....	94
Report of the Treasurer for 2010	96
Trustees of the Trust Fund ~ Common Trust Fund (Form MS-9).....	99
Trustees of the Trust Fund ~ Cemetery Funds (Form MS-9).....	100
Trustees of the Trust Fund ~ Capital Reserves (Form MS-9)	104
Trustees of the Trust Fund ~ Investments (Form MS-10).....	105
Wage Report	108
Report of Municipal Auditors	109
Capital Improvements Program Analysis	130
Schedule of Long Term Debt	134

Vital Statistics

Vital Statistics – 2010 Deaths.....	135
Vital Statistics – 2010 Births.....	137
Vital Statistics – 2010 Marriages.....	138

Report of the Selectmen

Looking back on 2010 we have been through a series of ups and downs and have spent a lot of time dealing with structural issues and maintaining as economical an operation as we can without sacrificing services.

Early in the year we suffered the resignation of Selectman C. E. "Rocky" Bostrom, who had been through his first year of learning the job and become a very productive member of the Board. Out of a pool of applicants to replace him, we appointed Bob French (Jr.).

With the departure of our Highway Supervisor and Transfer Station Supervisor we spent a lot of time debating whether to hire one Director of Public Works or to replace each of the departed supervisors. We ended up keeping the departments separate, and hired supervisors for each. In the process we reduced the staffing at the Transfer Station by one, and promoted long time employee William "Bill" McGirr to be the Supervisor. We were able to entice Carl Knapp, former Director of Public Works in Weare, to take over the Highway Department. During the period of our deliberations and the hiring process the employees of both departments kept them functioning well, and special recognition goes to Scott Davidson for his service running the Highway Department and Pete Fernandez for running the Transfer Station during that period. We also replaced our Building Inspector, and changed his hours of operation, resulting in a cost savings, at least until building of new homes increases.

We had anticipated after the 2010 Town Meeting that the sale of the controversial Lot 98 would be completed expeditiously. That has not happened. Protracted negotiations among the Selectmen and Counsel about the contracting process, then negotiations with the buyers extended the process, and now the permitting process thru the NH Department of Environmental Services, including changes in their regulations, has delayed the process further. Hopefully the sale will be completed soon.

We have heard a lot from some of our citizens about the need to cut our budget and we have taken a very conservative approach throughout the budget preparation season. The Departments budget requests in October did not include any significant increases. There are no "goodies" buried in the operating budgets. We are coming to Town Meeting with a budget that shows a reduction of 1% in the operating funds, and 8% in the total budget including Warrant Articles. We did not accept the recommendation of the Capital Improvement Program Committee to replace a loader this year, putting a small amount into the budget to handle repairs or rental of replacement equipment in case of a serious breakdown.

During the budget review process we have grappled continuously over how to reduce expenses. We are at the point where any significant further reductions will require reductions in staffing. When we were all done with the initial reviews we tried to find another \$100,000 in reductions, and ended up only finding about \$50,000 that we were able to take (which we did). At the hearings before the Budget Committee they did not request any reductions, and we agreed with a \$10,000 increase they suggested.

We have spent a lot of time during the year reviewing the salary levels and benefits of our employees. We implemented a hiring freeze and an overtime freeze (except for emergencies) for most of the year. Last year we started having employees contribute \$7 a payday toward their health benefits. This year we are changing that to assess them 8% of the cost of their health insurance, resulting in significant additional cost to some of them. Over the rest of this year the Selectmen expect to continue to study the wage structure and benefits packages of the employees.

The initial engineering studies of the Western Avenue Bridge have been proceeding, and meetings have been held by the engineers with the DOT agencies interested in historic preservation, and we had a presentation of alternatives held at the Community Center where the engineers presented their findings and some alternatives for citizen review and comment. We still anticipate being able to get funding assistance from the state in a 2014 to 2015 time frame to deal with that situation, so between now and then we need to complete the decision and design process. That will require between \$400,000 and \$500,000 for the design phase. That is why we are recognizing that need by asking for almost half of that money to be raised this year, leaving the rest to be raised next year in order to be prepared for the construction phase by the time the state funds are available.

The Solid Waste Committee completed its study and made presentations to the Board and then to the citizens at a Community Center meeting. Of the several alternatives they discussed and presented the one that costs the least is to

Report of the Selectmen (continued)



ABOVE left to right: Bob French, Leo Aucoin, Leon Parker, Kris Blomback and Tom Watman.

continue our current practice and policies, so we have not hurried to consider alternatives. Additionally, changes made in staffing at the transfer station and in the practices of one of the major haulers of waste from Henniker have very significantly reduced the cost of the operation, further reducing the need to rush into alternatives.

During the year we had a revaluation of the town, as required by the Department of Revenue Administration regulations. This year the revaluation was not as dramatic as the last one, and it ended up resulting in a 7.1% devaluation of the value of the property in town. This of course contributed to an increase in the tax rate.

At the end of the year we were, and still are, dealing with an emergency situation on the Old Concord Road. We had a wall threatening to collapse. After repairs were started we had a difference of opinion with the contractor and negotiations and replacement of the contractor led to delays that took us into weather that forced us to shut the job down until after the spring thaw when the work can be safely finished. We have the contractor in place and funds set aside to cover the work as soon as the weather cooperates.

We have a total population of over 5,000 people in Henniker, with a voter list of over 3,200. Last year at Town Meeting over 700 folks showed up, many because of the controversy over the sale of lot 98. After the four hours of debate and balloting over the two proposals for that lot a large percentage of the attendance left and we were down to the more typical 400 to 500 citizens, with that group shrinking dramatically by the end of the meeting. In other words only 10% or less of the town population, or less than 15% of the voters, are making the decisions about what level of services will be provided by the town administration. As Selectmen we have the responsibility for seeing that all 5,000 of our citizens get the services they need and deserve. We would like to see as many of those people as possible come to this year's meeting.

In recognition of the many requests we have received to combine all the departmental operating budgets into one warrant article to expedite the town meeting we have done that this year. We hope that the townspeople who attend the Town Meeting will support that warrant article, because of our belief that any further significant cuts in the amount requested will seriously impact our ability to provide necessary services to the town.

Respectfully submitted,
HENNIKER BOARD OF SELECTMEN
Leon Parker, Chairman
Kris Blomback, Vice Chairman
Thomas Watman
Leo Aucoin
Robert French Jr.
(Carl E. Bostrom, Resigned)

Report of the Town Administrator

The 2010 Town Meeting authorized the Town to repair a roof problem at the much-used Henniker Community Center. The building's cupola was repaired to prevent further rotting conditions and the entire roof was re-shingled. This year (2011) we are seeking funds to complete a similar project at the Grange Building which has the same problem with leaks.

During the summer, the Board of Selectmen hired two new department heads, Bill McGirr for the Transfer Station/Recycling Facility and Carl Knapp for the Highway Department. Both have many years experience in their field and we are fortunate to have them as part of our management team.

Engineering design work by our bridge engineers, Hoyle, Tanner & Associates Inc., continues to be a funding hardship but the Selectmen are seeking further Capital Reserve savings to help move this project along in preparation for a possible construction date in 2015 or 2016 when Bridge Aid Funding should become available.



The Jordan Institute has been contracted to perform an energy study for eleven town buildings as a result of the town's approval of seeking a \$12,000 plus grant from stimulus funds available through the state's Energy Commission. They are now in the process of conducting the survey which will be completed in 2011.

Also, another 2010 Town meeting grant approval was the first phase of organizing a "Safe Routes to School" program, which will be conducted for an initial time frame of about two years. This is funded by a state grant for \$15,000.

The many Selectmen appointed committees were busy with their tasks including:

- Special Recreation Director Feasibility Committee - Studying the feasibility of establishing a Recreation Director position. A decision as to the cost, job description and presentation of their funding justification will be reviewed in 2011 for a possible 2012 town meeting decision.
- Azalea Park / Riverwalk Committee - Engaged in the study of restoring Azalea Park as a viable and attractive walking path along the Contoocook River.
- Athletic for Youth Committee - Reconstructed the infield of the Town Hall Baseball Field.
- Community Center Activities Committee - Providing additional activities for Community Park/Community Center, including a first time Easter Egg Hunt and resuming the annual indoor Yard Sale in the spring.
- Spirit of Henniker Organizational Team (S.H.O.T) – Organized a successful "Music on Main Street" event in the fall of 2010 in collaboration, for the first time, with New England College Alumni Weekend.

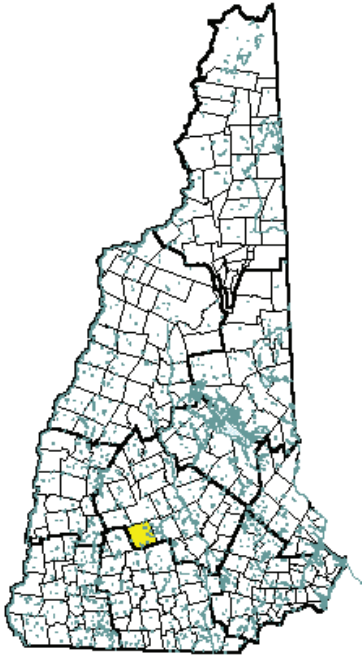
I would like to take this opportunity to give special thanks for the support given by the Budget Advisory Committee, the Board of Selectmen and the department heads and staff, whose expertise and dedication have been so important in successfully maintaining town government.

Finally, I would invite anyone to call or visit me at the town hall at any time if you have any concerns or questions. I am a firm believer in an open door policy and welcome your input. My e-mail address is peterflynn@tds.net.

Respectfully submitted,

Peter R. Flynn
Town Administrator

Henniker Economic and Labor Profile



Henniker, NH

Community Contact	Henniker Board of Selectmen Peter R. Flynn, Town Administrator 18 Depot Hill Road Henniker, NH 03242
Telephone	(603) 428-3221
Fax	(603) 428-4366
E-mail	info@henniker.org
Web Site	www.henniker.org
Municipal Office Hours	Monday through Friday, 8 am - 4:30 pm; Town Clerk: Monday, 8 am - 5:30 pm, Tuesday, 8 am - 12 noon, Wednesday, Friday, 8 am - 4:30 pm, the last Saturday, 10 am - 12 noon
County	Merrimack
Labor Market Area	Hillsborough NH LMA
Tourism Region	Merrimack Valley
Planning Commission	Central NH Regional
Regional Development	Capital Regional Development Council
Election Districts	
US Congress	District 2
Executive Council	District 2
State Senate	District 7
State Representative	Merrimack County District 5

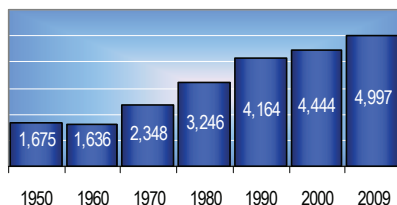
Incorporated: 1768

Origin: This area was first known as Number 6, one of a line of settlements running between the Merrimack and Connecticut Rivers. Some early settlers were families from Marlborough, Massachusetts, who named it New Marlborough. In 1752 the Masonian Proprietors granted the land to Andrew Todd, who gave it the name Todd's-town. The town was incorporated as Henniker in 1768 by Governor John Wentworth, in honor of Sir John Henniker, a London merchant who had shipping interests in Boston and Portsmouth prior to the Revolution. This town has the distinction of being "the only Henniker on earth."

Villages and Place Names: Colby, Henniker Junction, West Henniker, Emerson Station

Population, Year of the First Census Taken: 1,127 residents in 1790

Population Trends: Population change for Henniker totaled 2,769 over 50 years, from 1,675 in 1950 to 4,444 in 2000. The largest decennial percent change was 44 percent between 1960 and 1970, followed by a 38 percent increase between 1970 and 1980. The 2009 Census estimate for Henniker was 4,997 residents, which ranked 69th among New Hampshire's incorporated cities and towns.



Population Density and Land Area, 2009 (NH Office of Energy & Planning):
111.0 persons per square mile of land area. Henniker contains 44.1 square miles of land area and 0.7 square miles of inland water area.

Economic & Labor Market Information Bureau, NH Employment Security, 2010. Community Response Received 09/09/10

All information regarding the communities is from sources deemed reliable and is submitted subject to errors, omissions, modifications, and withdrawals without notice. No warranty or representation is made as to the accuracy of the information contained herein. Specific questions regarding individual cities and towns should be directed to the community contact.

Henniker Economic and Labor Profile (continued)

MUNICIPAL SERVICES

Type of Government	Selectmen
Budget: Municipal Appropriations, 2009	\$6,875,236
Budget: School Appropriations, 2009	\$7,351,227
Zoning Ordinance	1973/10
Master Plan	2002
Capital Improvement Plan	Yes
Industrial Plans Reviewed By	Planning Board

Boards and Commissions

Elected:	Selectmen; Planning; Cemetery; Water; Checklist; Library; Trust Funds
Appointed:	Conservation; Athletic; Azalea Park Riverwalk; Budget Advisory; Community Center; Concert; Contoocook River; Energy; Fair Hearings; Highway Safety; Historic District; Municipal Records; Road Management; Safety & Loss; Solid Waste; Spirit of Henniker; Wage & Benefit; Zoning; Ballot Clerks; Capital Improvement; Papermill Restoration; Solid Waste

Public Library **Tucker Free**

EMERGENCY SERVICES

Police Department	Full-time	
Fire Department	Full-time	
Emergency Medical Service	Municipal	
Nearest Hospital(s)	Distance	Staffed Beds
Concord Hospital, Concord	15 miles	220

UTILITIES

Electric Supplier	PSNH
Natural Gas Supplier	None
Water Supplier	Cogswell Springs Water Works
Sanitation	Municipal
Municipal Wastewater Treatment Plant	Yes
Solid Waste Disposal	
Curbside Trash Pickup	Private
Pay-As-You-Throw Program	No
Recycling Program	Voluntary
Telephone Company	TDS Telecom
Cellular Telephone Access	Limited
Cable Television Access	Yes
Public Access Television Station	No
High Speed Internet Service: Business	Yes
Residential	Yes

PROPERTY TAXES (NH Dept. of Revenue Administration)

2009 Total Tax Rate (per \$1000 of value)	\$27.28
2009 Equalization Ratio	100.0
2009 Full Value Tax Rate (per \$1000 of value)	\$27.06
2009 Percent of Local Assessed Valuation by Property Type	
Residential Land and Buildings	85.7%
Commercial Land and Buildings	11.6%
Public Utilities, Current Use, and Other	2.7%

HOUSING SUPPLY (NH Office of Energy and Planning)

2009 Total Housing Units	1,858
2009 Single-Family Units	1,233
Residential Permits, Net Change of Units	0
2009 Multi-Family Units	525
Residential Permits, Net Change of Units	-8
2009 Manufactured Housing Units	100

DEMOGRAPHICS

(US Census Bureau)

Total Population	Community	County
2009	4,997	149,071
2000	4,444	136,716
1990	4,164	120,618
1980	3,246	98,302
1970	2,348	80,925

Demographics, American Community Survey (ACS) 2005-2009

Population by Gender		
Male	2,787	Female 2,228

Population by Age Group	
Under age 5	221
Age 5 to 19	1,424
Age 20 to 34	1,088
Age 35 to 54	1,482
Age 55 to 64	658
Age 65 and over	363
Median Age	35.0 years

Educational Attainment, population 25 years and over	
High school graduate or higher	97.3%
Bachelor's degree or higher	52.7%

INCOME, 2009 INFLATION ADJUSTED \$ (ACS 2005-2009)

Per capita income	\$29,762
Median 4-person family income	\$83,553
Median household income	\$64,207
Median Earnings, full-time, year-round workers	
Male	\$49,199
Female	\$34,042
Families below the poverty level	0.6%

LABOR FORCE (NHES - ELM)

Annual Average	1999	2009
Civilian labor force	2,457	2,547
Employed	2,386	2,400
Unemployed	71	147
Unemployment rate	2.9%	5.8%

EMPLOYMENT & WAGES (NHES - ELM)

Annual Average Covered Employment	1999	2009
Goods Producing Industries		
Average Employment	440	n
Average Weekly Wage	\$656	n
Service Providing Industries		
Average Employment	967	n
Average Weekly Wage	\$497	n
Total Private Industry		
Average Employment	1,407	1,502
Average Weekly Wage	\$547	\$552
Government (Federal, State, and Local)		
Average Employment	156	192
Average Weekly Wage	\$470	\$760
Total, Private Industry plus Government		
Average Employment	1,563	1,693
Average Weekly Wage	\$539	\$576

n = indicates that data does not meet disclosure standards

Henniker Economic and Labor Profile (continued)

EDUCATION AND CHILD CARE

Schools students attend:	Henniker operates grades K-8; grades 9-12 are part of John Stark Regional (Henniker, Weare)			District: SAU 24
Career Technology Center(s):	Concord High School; Pembroke Academy			Region: 11
Educational Facilities	Elementary	Middle/Junior High	High School	Private/Parochial
Number of Schools	1			1
Grade Levels	P K 1-8			5-8
Total Enrollment	417			5
NH Licensed Child Care Facilities, 2010:	Total Facilities: 4		Total Capacity: 148	
Nearest Community/Technical College: NHTI-Concord				
Nearest Colleges or Universities: New England				

LARGEST BUSINESSES	PRODUCT/SERVICE	EMPLOYEES	ESTABLISHED
Henniker School District	Education	400	1985
New England College	Education	216	1946
Michie Corporation	Ready mixed concrete, forms, stone	70	1974
HHP, Inc.	Pallets, dimension lumber	59	1966
Town of Henniker	Municipal services	35	
Henniker Crushed Stone	Stone, sand	23	1972
Patenaude Lumber	Lumber	23	1978
Pat's Peak	Ski area	22 year round/600+ seasonal	1965
Contoocook Artesian Well	Water drilling	20	

TRANSPORTATION (distances estimated from city/town hall)

Road Access	US Routes	202
	State Routes	9, 114
Nearest Interstate, Exit	I-89, Exit 5	
Distance	9 miles	
Railroad	No	
Public Transportation	No	
Nearest Public Use Airport, General Aviation		
Hawthorne-Feather, Antrim	Runway	3,260 ft. asphalt
Lighted? Yes	Navigation Aids?	No
Nearest Airport with Scheduled Service		
Manchester-Boston Regional	Distance	30 miles
Number of Passenger Airlines Serving Airport	6	
Driving distance to select cities:		
Manchester, NH	31 miles	
Portland, Maine	116 miles	
Boston, Mass.	82 miles	
New York City, NY	257 miles	
Montreal, Quebec	233 miles	

COMMUTING TO WORK

(ACS 2005-2009)

Workers 16 years and over	
Drove alone, car/truck/van	74.9%
Carpooled, car/truck/van	6.8%
Public transportation	0.4%
Walked	9.7%
Other means	0.6%
Worked at home	7.6%
Mean Travel Time to Work	25.2 minutes
Percent of Working Residents: Census 2000	
Working in community of residence	37%
Commuting to another NH community	62%
Commuting out-of-state	2%

RECREATION, ATTRACTIONS, AND EVENTS

X	Municipal Parks
	YMCA/YWCA
	Boys Club/Girls Club
	Golf Courses
	Swimming: Indoor Facility
	Swimming: Outdoor Facility
	Tennis Courts: Indoor Facility
X	Tennis Courts: Outdoor Facility
X	Ice Skating Rink: Indoor Facility
	Bowling Facilities
X	Museums
	Cinemas
X	Performing Arts Facilities
X	Tourist Attractions
X	Youth Organizations (i.e., Scouts, 4-H)
X	Youth Sports: Baseball
X	Youth Sports: Soccer
X	Youth Sports: Football
X	Youth Sports: Basketball
X	Youth Sports: Hockey
X	Campgrounds
X	Fishing/Hunting
X	Boating/Marinas
X	Snowmobile Trails
X	Bicycle Trails
X	Cross Country Skiing
X	Beach or Waterfront Recreation Area
	Overnight or Day Camps

Nearest Ski Area(s): **Pat's Peak**

Other: **Canoeing; Kayaking; Community Center; Teen Center; Farmer's Market; Concert series; Riverwalk; Currier & Ives Byway**

Elected and Appointed Officials 2010

Animal Control Officer

Appointed by Selectmen every three years.
Walter H. Crane ~ Term Expires 2010

Full Time Employee

Michael Costello

Part Time Employees

Steve Mead
Ryan Hughes

Building Inspector/Code Enforcement Officer

Appointed by Selectmen every three years.
James Shulz
(Romeo Dubreuil thru 6/2010)

Forest Fire Warden

Until another is appointed in your stead.
Keith Gilbert

Cemetery Trustees

Elected for a term of three years, one every year.
Thomas G. Dunn, Chair ~ Term Expires 2013
Martha Taylor ~ Term Expires 2011
OPEN ~ Term Expires 2012
(Peggy Gendreau thru 3/2010)
(Barbara DelloRusso thru 9/2010)

Deputy Wardens

Until another is appointed in your stead.
Steven C. Burritt Steven F. Connor
Jeffrey Connor Michael Costello
Varyl French R. Joseph Gilbert
John Margeson James Morse

Cogswell Spring Water Works Superintendent

Until another is appointed in your stead.
Norman Bumford

Health Officer

Appointed by Selectmen every three years.
Jill Fournier ~ Term Expires 2012
Peter R. Flynn (Deputy) ~ Term Expires 2013

Cogswell Spring Water Works Commissioners

Elected for a term of three years, one every year.
Joseph P. Damour, Chair ~ Term Expires 2011
Donald G. Blanchard ~ Term Expires 2012
Ronald Taylor ~ Term Expires 2013

Highway Superintendent / Road Agent

Until another is appointed in your stead.
Carl Knapp
(John Margeson thru 6/2010)

Emergency Management

Appointed by selectmen every three years.
Tia Hooper, Director ~ Term expires 2011

Human Services Director

Until another is appointed in your stead.
Brenda Slongwhite

Moderator

Elected to office every two years, on the even year.
Wayne Colby ~ Term Expires 2012

Fire Department

Officers

Chief	Keith J. Gilbert
1st Deputy Chief	Steven C. Burritt
2nd Deputy Chief	John Margeson
Captain	James Morse
Captain	Michael Costello
1st Lieutenant	Varyl French
2nd Lieutenant	Jeffery Connor
Training Officer	Michael Costello
Clerk	Gregory Aucoin
Treasurer	Keith A. DeMoura

Call Members

Daniel R. Aucoin	Carl Bostrom
Norman R. Bumford	Frederick C. Brunnhoelzl III
Adam Burritt	Joshua Charpentier
Steven F. Connor	Lawrence Damour Sr.
Scott A. Davison	Jacob Dodge
Jason Fellows	Thomas A. French
Lee Gaudette	R. Joseph Gilbert
Trevor Greene	Richard Joos
Alexandria F. Charpentier	
Nate E. Kimball	Martin Lamoureux
Brennan Lorden	Philip Marsland
Christopher Mason	Michael J. McManus
Andrew Patterson	Peter N. Twombly
Thomas Weston	Catherine A. Whalen

Planning Board

7 Members ~ 3 Alternates ~ 3 Year Terms ~ Members are Elected; Selectmen and Alternates are appointed.
Kristin Hayes Claire, Chair 3/2011
Edward L. Miner, Vice Chair 3/2012
Terry Stamps, Budget Director 3/2011
Kellie J. Dyjak 3/2013
Jeffrey Roach 3/2013
Richard R. Patenaude 3/2012
Leon Parker, Selectmen
Tom Watman, Selectmen Alternate
(Ron Taylor, Selectmen Ex-Officio thru 3/2010)
(Scott Osgood thru 3/2010)
(Thomas Howard, Alternate, thru 11/2010)
(Dale Jennings, Alternate, thru 1/2010)

Police Department

Ryan Murdough, Chief
Matthew French, Sergeant
Neal Martin, Patrolman
Michael Martin, Patrolman
Amy Bossi, Patrolman
Stephen Dennis, Patrolman
Michelle Moir, Patrolman
Jeffrey Summers, Patrolman
Jeffrey Iadonisi, Special Officer
Mark Lindsley Special Officer

Elected and Appointed Officials 2010 (continued)

Matthew O'Connor, Special Officer
Robert Verity, Parking Enforcement Officer
Water Crane, Animal Control Officer
Gail Abramowicz, Secretary
Michelle McGirr, Secretary

Rescue Squad

Until another is appointed in your stead.

Rescue Chief	Thomas French
Rescue Deputy Chief	Steve Meade
Rescue Lieutenant	Keith DeMoura
Rescue Lieutenant	Greg Aucoin
Rescue Lieutenant	Catherine Kielwein

Rescue Squad Members

Michael Costello	Jake Dodge
Jason Fellows	Varyl French
Rachael Frost	Lee Gaudette
Trevor Green	Alexandra Charpentier
Sydney Fitzgerald	Justin Hart
Joslin Heyn	Ryan Hornblower
Marty Lamoureux	Brennan Lorden
Catherine Kielwein	Michael McManus
Raelyn Viti	Catherine Whalen
Hollie Wilson	

Selectmen

One elected every year to a three-year term.

Leon Parker, Chair ~ Term Expires 3/2011
Kris Blomback, Vice Chair ~ Term Expires 3/2012
Thomas Watman ~ Term Expires 3/2011
Leo Aucoin ~ Term Expires 3/2013
Robert T. French Jr. ~ Temporary Appt. until 3/2011
(Normally to expire 3/2012)
(Ron Taylor ~ Term Expired 3/2010)
(C.E. "Rocky" Bostrom ~ Resigned 4/2010)

Selectmen's Office

Town Administrator

Until another is appointed in your stead.
Peter R. Flynn

Finance Director & Systems Administrator

Until another is appointed in your stead.
Russell Roy

Executive Secretary / Land Use Coordinator

Until another is appointed in your stead.
Nicole Gage

Assessing Technician

Until another is appointed in your stead.
Cynthia Marsland

Office Assistant

Until another is appointed in your stead.
Valerie Simeone

Supervisors of the Checklist

Elected for a term of six years every two years.

Cynthia R. Lewis ~ Term Expires 2016
Anne Gould, Chair ~ Term Expires 2012
Ryan M. Gould ~ Term Expires 3/2011
(Lisa G. Hadley thru 8/2010)

Town Clerk And Tax Collector

Elected to office every three years.

Kimberly I. Johnson ~ Term Expires 2011

Deputy Town Clerk and Tax Collector

Appointed to office by Selectmen and Town Clerk.
Deborah Aucoin

Town Treasurer

Elected to office every year.

Susan Y. Damour ~ Term Expires 2011

Deputy Town Treasurer

Appointed by Selectmen every year.
Cynthia Lewis

Transfer Station/Recycling Center

Superintendent

Until another is appointed in your stead.
William McGirr
(Robert A. Pennock thru 11/2010)

Trustees of the Trust Funds

Elected for a term of three years, one every year.

Daniel R. DaCosta ~ Term Expires 2012
Shelley Wilson ~ Term Expires 2011
Linda C. Connor ~ Term Expires 2013
(Susan K. Pennock thru 11/2010)

Tucker Free Library

Until another is appointed in your stead.
Lynn Piotrowicz, Director

Wastewater Treatment Plant

Until another is appointed in your stead.

Superintendent, Kenneth Levesque
Chief Operator, Kurt Robichaud
Operator, Mike Colby

Appointed Members of Committees, Commissions & Boards

All terms begin and expire on September 1st of given year, unless otherwise stated. To volunteer for a committee, please contact the Committee Chair or Town Administrator for a Volunteer application. Volunteer applications are also available on the town website (www.henniker.org).

	<u>Term Expiration</u>
Athletic Program for Youth Committee	
<i>20 Members ~ 3 Year Terms ~ Appointed</i>	
Marc McMurphy	2012
Timothy J. Lamphere, Interim Chair	2013
Christine Aucoin	2012
Christopher Woodbury	2012
Greg Jensen	2012
Brian J. Dubreuil	2011
Chad Carter	2011
James P. O'Rourke, Jr.	2011
Jarrold E. Brooks	2011
Tracy L. Shattuck	2012
OPEN	2011
OPEN	2011
Sarah L. Bisson	2011
Sarah Nelson	2011
Kelly Martin	2013
OPEN	2013
OPEN	2013
Shannon Lovejoy	2013
OPEN	2013
OPEN	2013

Leo Aucoin, Selectmen Ex-Officio
(Holly Cole thru 4/2010)
(Donald M. Gage III thru 9/2010)
(Lori Runksmeier thru 9/2010)
(Valerie Simeone thru 9/2010)
(Priscilla A. Fitch thru 9/2010)

Azalea Park / Riverwalk Committee

Committee to expire 9/1/2011 ~ Appointed

Martha Sunderland, Chair	2011
Joan O'Connor	2011
Daniel DaCosta	2011
Jeffrey S. Connor	2011
Gail T. Hayden	2011
Robert F. Stamps, Jr.	2011
Linda C. Connor	2011
Tara D. Marvel	2011
Beth Allen	2011

Ballot Clerks

Number of members at discretion of Supervisors of the Checklist. 3 Year Terms. Appointed

OPEN	2013
OPEN	2013
Christine Baber-Smith	2013
Karen Landes	2011
Kathleen Aucoin	2011
Linda C. Connor	2011
Maria Colby	2012

	<u>Term Expiration</u>
Mary Gilbert	2012
MaryEllen Schule	2012
Patricia St. Laurence	2012
(Alice Norton thru 9/2010)	
(Belinda Hammond thru 9/2010)	

Budget Advisory Committee

11 Members ~ 3 Year Terms ~ Appointed

Caleb B. Dobbins, Chair	2011
Ronald C. Taylor	2012
Jeffrey S. Connor	2012
Daniel R. Aucoin	2011
James D. McElroy	2011
James K. Crane	2011
Lance E. Moulton	2011
Tatiana (Tania) Craig	2013
Daniel R. DaCosta	2013
J. Douglass Paul, Jr.	2013
Peter R. Robichaud	2013
(Daniel C. Garvey thru 8/2010)	
(Tim Pigsley thru 9/2010)	
(Carl Hamel thru 9/2010)	

Byway Advisory Committee

9-10 Members ~ 3 Year Terms ~ Appointed. To include selectman, planner and/or land use coord., planning bd. rep, conservation comm. rep, historical society or historic district commission rep, highway safety comm. rep, papermill restoration comm. rep, NEC rep., & business community member rep.

Ken Erikson, Papermill Restoration, Chair	2012
Kate Bartlet, Business Community	2013
Hilton Hallock, NEC	2011
Mark Fougere, AICP, Planner	
Nicole Gage, Land Use Coord.	
Jeffrey Roach, Planning Bd.	2012
Denise Rico, Conservation Commission	2011
Susan Ranier, Historical Society/Historic District	2012
OPEN, Highway Safety	2013
Robert French, Selectman	

Appointed Members of Committees, Commissions & Boards (continued)

	<u>Term Expiration</u>
Capital Improvement Program (CIP) Committee	
<i>11 Members ~ 3 Year Terms ~ Appointed by Planning Board and approved by Selectmen. To include members of Planning Board, Budget Committee, School Board, Board of Selectmen & Residents.</i>	
Joseph Damour	2012
OPEN	2012
Peter Flynn	2012
Steven F. Connor	2012
Elizabeth Hustis	2011
Jean Lewis	2011
John Getts	2011
OPEN	2012
OPEN	2011
OPEN	2013
Leo Aucoin, Selectmen Ex Officio (Thomas Howard, PB Rep, thru 11/2010)	

Community Center Activities Committee	
<i>11 Members ~ 3 Year Terms ~ Appointed</i>	
Shannon L. Camara, Chair	2011
Emily O'Rourke	2012
Mary-Ellen Schule	2012
Kristin V. Haskell	2012
Kayla A. Parcels	2012
Jaime Weston	2011
Mindy J. Matheson	2011
OPEN	2011
Jennifer Gendreau	2013
OPEN	2013
OPEN	2013
Peter Flynn, Town Administrator, Advisor	

Community Concerts Committee	
<i>5 Members ~ 3 Year Terms ~ Appointed</i>	
Thomas G. Dunn, Chair	2013
Betty Watman	2012
Blithe A. Reed	2011
Ruth B. Zax	2011
Cathy Dias	2013

Conservation Commission	
<i>7 Members ~ 3 Alternates ~ 3 Year Terms ~ Appointed</i>	
Holly Green, Chair	2012
Michael R. Peck Sr.	2012
OPEN, Alternate	2012
Mark Mitch	2011
Martha Sunderland	2011
OPEN, Alternate	2011
Robert F. Stamps, Jr.	2011
Denise Rico	2013
OPEN, Alternate	2013
Terry Stamps	2013
Thomas Watman, Selectmen Ex-Officio	

Contoocook River Local Advisory Committee	
Denise Rico	2013
Energy Committee	
<i>5 Members ~ 3 Year Terms ~ Appointed</i>	
Anthony Caplan, Chair	2010
OPEN	2012
Brenda Wright	2011
OPEN	2011
David Marshall	2010
OPEN	2013
Kris Blomback, Selectmen (Stuart Goldberg thru 9/2010)	
Fair Hearing Authority	
<i>3 Members ~ 3 Year Terms ~ Appointed</i>	
OPEN	2011
Larry E. Colby	2013
Martha Taylor	2013

Feasibility Study Committee for a Town Athletic / Recreation Director	
<i>Appointed ~ To report to Selectmen by 12/30/2010. To include reps from School Board, Community Ctr. Activities Committee, Athletic Committee, WBCC Board Member, Parent of Athletic Participants, Coach of Athletes, NEC, Henniker Youth Boosters Board Member & HCS Faculty</i>	
Marc McMurphy, Athletic Comm. Rep, Chair	12/30/2010
Shannon Camara, Community Ctr. Committee	12/30/2010
Lori Runksmeier, New England College	12/30/2010
Rick Daniel, Henniker Youth Boosters	12/30/2010
John Helfrich, Henniker Community School	12/30/2010
Theresa Maier, School Board	12/30/2010
Jim O'Rourke, WBCC Board Member	12/30/2010
Nicole Gage, Parent of Athletic Participants	12/30/2010
OPEN, Coach of Athletes	12/30/2010

Highway Safety Committee	
<i>12 Members ~ 3 Year Terms ~ Appointed. To include Police Chief, Fire Chief & Highway Superintendent</i>	
Gary Guzouskas	2011
J. Douglass Paul, Jr.	2011
OPEN	2011
Lance S. Rickenberg	2013
Cynthia Marsland	2013
Larry E. Colby	2013
OPEN	2013
Carl Knapp, Road Agent	--
Keith Gilbert, Fire Chief	--
Ryan Murdough, Police Chief, Interim Chair	--
Thomas French, Rescue Chief	--
Robert French, Selectman (Cathy Whalen thru 9/2010) (Steven Connor thru 9/2010)	

Appointed Members of Committees, Commissions & Boards (continued)

	<u>Term Expiration</u>		<u>Term Expiration</u>
Historic District Commission		Recycling Committee	
<i>7 Members ~ 5 Alternates ~ 3 Year Terms ~ Appointed</i>		<i>11 Members ~ 3 Year Terms ~ Appointed</i>	
Jonathan Evans, Chair	2013	Steven R. White	2012
Thomas G. Dunn,	2012	Joan E. O'Connor	2011
Danielle Bissonnette	2011	Dale Clement	2011
Peter Gilbert	2011	Barbara C. French	2011
Arthur Kendrick	2013	OPEN	2013
Martha Taylor, Secretary	2013	OPEN	2013
Kris Blomback, Selectman		OPEN	2013
OPEN, Alternate	2012	OPEN	2011
OPEN, Alternate	2013	OPEN	2012
OPEN, Alternate	2013	OPEN	2011
OPEN, Alternate	2011	OPEN	2013
OPEN, Alternate	2012	Kris Blomback, Selectmen	
		(John Kjellman thru 9/2010)	
Municipal Records Committee		Road Management Committee	
<i>Per RSA 33-A3, membership to include Municipal Officer, Clerk, Tax Collector, Assessor, & Treasurer.</i>		<i>7 Members ~ 3 Year Terms ~ Appointed</i>	
Kim Johnson, Clerk/Tax Collector		Gary Guzouskas, Vice Chair, Citizen Rep.	2012
Cynthia Marsland, Assessor Alt., Vice Chair		Steven Connor, Chair	2012
OPEN, Selectman		OPEN	2011
Peter Flynn		OPEN, Planning Bd. Rep	2011
Susan Damour		OPEN	2013
Martha Taylor	2013	OPEN	2013
Nicole Gage, Secretary	2013	Robert French, Selectman Ex-Officio	
Russell Roy, Treasurer Alternate		(Caleb Dobbins thru 9/2010)	
OPEN, Alternate		(Mark Moser thru 9/2010)	
OPEN, Alternate			
OPEN, Alternate			
OPEN, Alternate			
Paper Mill Restoration Committee		Safety & Loss Prevention Committee	
<i>11 Members ~ 2 Year Terms ~ Appointed</i>		<i>Per RSA 281-A:64 ~ 3 Year Terms ~ Employee and employer membership</i>	
Kenneth Erikson, Chair	2013	Nicole Gage, Chair	2012
Doreen F. Connor	2013	Peter Fernandes, Vice-Chair	2013
Elizabeth Davis	2013	Scott A. Davison	2012
Susan Rainier	2013	Michael Costello	2011
OPEN	2013	Michael Colby	2011
OPEN	2013	Ryan Murdough, Chief	2013
OPEN	2013		
OPEN	2013		
OPEN	2013		
OPEN	2013		
OPEN	2013		
OPEN	2013		
Leon Parker, Selectmen			
(Martha Sunderland thru 9/2010)			
		Solid Waste Disposal Committee	
		<i>11 Members ~ Appointed</i>	
		Donald G. Blanchard	9/1/2011
		Lia T. Houk	9/1/2011
		Linda G. Patterson	9/1/2011
		Michael C. French	9/1/2011
		Roderick Pimentel	9/1/2011
		Steven White	9/1/2011
		OPEN	9/1/2011
		OPEN	9/1/2011
		OPEN	9/1/2011
		OPEN	9/1/2011
		OPEN	9/1/2011
		OPEN	9/1/2011
		(William Christiano thru 6/2010)	
		(Donna L. MacMillan thru 6/2010)	
		(Amanda Gilman thru 10/2010)	
		(John Kjellman thru 11/2010, Chairman)	

Appointed Members of Committees, Commissions & Boards (continued)

Term Expiration

Spirit of Henniker Organizational Team (SHOT)

3 Year Terms ~ Appointed

Terri W. Trier, Chair	2011
Caleb Dobbins	2011
Kirsten Dobbins	2011
Maggie Trier	2011
Mary H. Gilbert	2011
Debbie Connor	2010
Gweneth Airgood	2013
Bob French	2013
James C. Eilenberger	2012
Marti A. Capuco	2012
OPEN	2013
OPEN	2013
(Mary Ellen Schule thru 9/2010)	
(Paul Brien thru 9/2010)	
(William A. Christiano thru 9/2010)	

Zoning Board Of Adjustment (ZBA)

5 Members ~ 5 Alternates ~ 3 Year Terms ~ Appointed

Jeffrey S. Connor	2012
Robert F. Stamps, Jr.	2012
Doreen F. Connor, Chair	2013
Joan F. Oliveira, Vice Chair	2013
Gigi Laberge	2011
Veronica (Roni) Hardy, Alternate	2011
Bruce Trivellini, Alternate	2012
OPEN, Alternate	2012
OPEN, Alternate	2011
OPEN, Alternate	2013

Record of Affirmative Votes from 2010 Town Meeting

Town of Henniker State of New Hampshire

Polls were open at the Henniker Community School Gymnasium in Henniker
51 Western Avenue on Tuesday, March 9, 2010 from 7:00 a.m. till 7:00 p.m.
and voting commenced on the following:

Town Officers were voted as follows for the ensuing year (*asterisk indicates person(s) elected) :

Selectmen – 3 year term

Ronald C. Taylor 274

Leo Aucoin* 380

Trustees of the Tucker Free Library - 1 year term

Scott E. Turner* 541

Town Treasurer – 1 year term

Susan Damour* 562

Trustees of the Tucker Free Library - 3 year term

Jean Colby* 553

Cemetery Trustee – 3 year term

Tom Dunn (write-in)* 27

Cogswell Spring Water Works Commissioner – 3
year term

Ronald C. Taylor* 493

Trustees of the Trust Funds – 3 year term

Linda C. Connor* 590

Moderator – 2 year term

Wayne Colby* 588

Planning Board – 3 year term

John G. Prieto 231

Jeffrey Roach* 246

Kellie J. Dyjak* 292

Supervisor of the Checklist - 6 year term

Cynthia R. Lewis* 549

Changes in *bold/italic*

- 02) Amendment 1: Are you in favor of amending Chapter 133, Zoning Regulations, by adopting the following?
Proposed by the Planning Board.

Amend Article V, RV Village Proper District, Section 133-22 Land uses, paragraph A by adding ***House of Worship*** as a Permitted use. Amend Article VIII, Section 133-29 CH Heavy Commercial District; Section 133-30 CM Medium Commercial District; Section 133-31 CR Commercial Recreation District and Section 133-31 paragraph A CR-1 District; and Section 133-32 CV Village Commerce District by adding ***House of Worship*** as a Permitted use. Amend Article VIII, Section 133-33, ED Educational District, paragraph A by adding ***House of Worship*** as a Permitted use and deleting House of worship as a use Allowed by Special Exception. Amend Article VI, RN Residential Neighborhood District, Section 133-24 Land uses, paragraph A by adding ***House of Worship*** as a use Allowed by Special Exception. Amend Article VII, RR Rural Residential District, Section 133-26 Land uses, paragraph A by adding ***House of Worship*** as Allowed by Special Exception.

PURPOSE: The purpose of these amendments is to allow House of Worship uses in all Zoning Districts by right or Special Exception. The term “institutional” was deleted last year, which un-intentionally prohibited this use.

YES 415

NO 180

-
- 03) Amendment 2: Are you in favor of amending Chapter 133, Zoning Regulations, by amending Article IV General Provisions, Section 133-17 One principle building allowed per lot, to read? : Proposed by the Planning Board. ***Except for Multi-unit dwelling(s) developments that adhere to the requirements of Sections 133-41 & 133-42 and are located in the RV Village Proper & CV Village Commerce Districts,***

Record of Affirmative Votes from 2010 Town Meeting (continued)

there shall be only one principle building on a lot.

PURPOSE: Currently the community allows for the development of multifamily projects. The intent of this amendment is to encourage designs that are in keeping with the character of the community, enable greater variety of homes and provide for flexibility in site design.

YES 350 NO 292

-
- 04) Amendment 3: Are you in favor of amending Chapter 133, Zoning Regulations, Article XIV Board of Adjustment, Section 133-59 Granting a Variance, by deleting this Section in its entirety and replacing it as follows? Proposed by the Planning Board.

The Board of Adjustment may, on an appeal, grant a variance from the provisions of this Chapter, under the powers specified in RSA 674:33 I(b).

PURPOSE: During the 2009 Legislative Session, the criteria for granting a variance was changed (RSA 674:33, I (b)) and this new language becomes effective on January 1, 2010. The language currently contained in the Zoning Ordinance must be changed in order to be consistent with the new state law.

YES 455 NO 165

-
- 05) Amendment 4: Are you in favor of amending Chapter 133, Zoning Regulations, by amending Article XXV Wireless Communication Towers, by amending the following Section? Proposed by the Planning Board.

Amend Article XXV, Wireless Communication Towers, Section 133-130, Location, Construction, and Performance Requirements, Paragraph B.2 - Height Limitations, by amending the existing paragraph as follows: PWSFs in Wooded Areas. ***A personal wireless service facility located in a wooded area shall not project higher than twenty (20) feet above the average height of the five tallest trees within a 180 foot radius of the proposed tower.*** Further, a PWSF located in a wooded area must be camouflaged to blend in with the natural character of such area. Appropriate camouflaging for wooded areas includes: ranger or forest fire watch towers of a size typically found in the State of New Hampshire, artificial trees, or other structures acceptable to the Planning Board.

PURPOSE: The purpose of this amendment is to further define average tree height and define the area where tree height measurements should be taken.

YES 386 NO 254

-
- 06) Amendment 5: Are you in favor of amending Chapter 133, Zoning Regulations, by amending Article XXV Wireless Communication Towers by amending the following Section? Proposed by the Planning Board.

Amend Article XXV, Wireless Communication Towers, by adding the following new language: ***133 – 134 Waivers. Where the Planning Board finds that a particular Section of this Article would serve no valid public purpose, given the specific characteristics of the site and neighborhood in which a Personal Wireless Service Facility (PWSF) is proposed and would not be in conflict with the goals outlined in Section 133 – 126 Purpose, the Board may approve a waiver to any specific Section of this Article.***

PURPOSE: The purpose of this amendment is to provide the Planning Board with the authority to waive any requirement contained in the Article XXV in order to address conflicts, unique circumstances and provide greater flexibility.

YES 346 NO 279

-
- 07) Amendment 6: Are you in favor of amending Chapter 133, Zoning Regulations, by adopting the following? Proposed by the Planning Board

Amend Article V, RV Village Proper District, Section 133-22 Land uses, paragraph A by adding ***Schools*** as a Permitted use. Amend Article VIII, Section 133-29 CH Heavy Commercial District; Section 133-30 CM

Record of Affirmative Votes from 2010 Town Meeting (continued)

Medium Commercial District; Section 133-31 CR Commercial Recreation District and Section 133-31 paragraph A CR-1 District; and Section 133-32 CV Village Commerce District by adding Schools as a Permitted use. Amend Article VIII, Section 133-33, ED Educational District, paragraph A by adding Schools as a Permitted use. Amend Article VI, RN Residential Neighborhood District, Section 133-24 Land uses, paragraph A by adding Schools as a use Allowed by Special Exception. Amend Article VII, RR Rural Residential District, Section 133-26 Land uses, paragraph A by adding Schools as Allowed by Special Exception. Amend Article II, Section 133-3 Terms defined, by adding the following definition: **Schools: Any building, part thereof, or group of buildings, the use of which meets State requirements for elementary, secondary, vocational or higher education.**

PURPOSE: At this time schools are not specifically allowed in any zoning district and the term “school” is not defined. These proposed amendments will allow schools in all Districts either by right or by Special Exception. The term “institutional” was deleted last year, which un-intentionally prohibited this school uses.

YES 473 NO 167

The meeting reconvened at the Henniker Community School Cafetorium on Saturday, March 13, 2010 at 1:30 pm.

Steve Burritt addressed the concern of the crowd being near fire code capacity. Mr. Burritt reminded us where the exits were and if there was an evacuation that we should do so in an orderly fashion. Just as we were told when we were children, we should walk quickly and do not push or shove. Sargeant Matthew French led us in the Pledge of Allegiance. The Moderator, Wayne Colby, announced the election results from the contested races on Tuesday and also mentioned that all the zoning amendments passed. All the elected officials must be sworn in at the Town Clerks office before performing any of their duties. The Moderator introduced the front table – Kimberly Johnson, Town Clerk/Tax Collector; Debbie Aucoin, Deputy Town Clerk/Tax Collector; the Selectmen: Leon Parker, Chairman, Ronald Taylor, Thomas Watman, Kris Blomback, Rocky Bostrom; Peter Flynn, Town Administrator; and Russ Roy, Finance Director. The 7th grade class will be selling hot dogs, pizza, drinks, fruit, snacks, etc. to earn money for the annual Washington DC trip.

The Moderator spoke briefly about the rules of the meeting. We will be voting by holding up our yellow cards. A motion will be made, there will be a second, and then whoever made the motion will speak to it. If you would like to speak to a motion you will need to stand in line. Before you speak you will need to state your name and address. If you would like to speak to the same motion again, make sure that everyone else has a chance to speak first. If you have an amendment it must be in writing. There will be no debates among each other, no negative or personal remarks. Please be civil. You may ask to move an article or end debate on an article. You may not speak first and then move the question. If you would like to have a ballot vote on any article, the moderator must have the request, in writing, signed by 5 registered voters, prior to the voice vote. You are always allowed to question the moderator’s decision on a vote. We are all in the same sandbox – a crowded one today – so PLAY NICE!

The Chairman of the Selectmen, Leon Parker, presented a proclamation to Catherine Whalen for her twenty-six years of service on the Henniker Rescue Squad.

MOTION made to take action on Articles 15 & 16 before Article 8 with a request for a written ballot vote.

Amendment made to move warrant Article 16 to the first warrant article voted on by the public.

AMENDMENT FAILED

Back to the original motion to take action on Articles 15 & 16 before Article 8 with a request for a written ballot vote.

Record of Affirmative Votes from 2010 Town Meeting (continued)

Request made for a standing vote with the ballot clerks to tally the results. Since there were so many people already standing, the request was **withdrawn**.

- 15) SUBMITTED BY PETITION:** To see if the Town will vote to authorize the Town of Henniker Board of Selectmen to sell Tax Map 1, Parcel 98 upon the following terms and conditions:
- The purchase price shall not be less than \$200,000;
 - After construction of a private road between Parcels 44 and 99 as well as Parcels 100 and 102F the owner of Tax Map 1, Parcel 98 but not later than two years from the date of sale, the owner shall gift to the Town of Henniker or its Conservation Commission Tax Map 1, Parcel 98 subject to a retained easement to construct, use and maintain the private road.
 - The sale by the Selectmen shall be by advertised sealed bids, good faith negotiations with private parties or by such other method of sale the Selectmen determine to be in the best interests of the Town.

MOTION TO AMEND (#1) Article #15: To see if the Town will vote to authorize the Town of Henniker Board of Selectmen to sell Tax Map 1, Parcel 98 upon the following terms and conditions:

- The purchase price shall not be less than \$200,000 or the current assessed value, whichever is higher.
- The sale of Parcel 98 shall be contingent on a restriction that it not be developed or used for any purpose other than the construction of a road between lots 99 and 100, and that the road be constructed to NH DES standards so as to protect Amey Brook from any long-term damage, and that the land on either side of the road be placed into a permanent conservation easement.
- The sale by the Selectmen shall be by advertised sealed bids, good faith negotiations with private parties or by such other method of sale the Selectmen determine to be in the best interest of the Town.

AMENDMENT #1 TO ARTICLE 15 FAILED

MOTION made to table Article 15. **FAILED**

MOTION TO AMEND THE AMENDMENT (#2) to Article #15: To see if the Town will vote to authorize the Town of Henniker Board of Selectmen to sell Tax Map 1, Parcel 98 upon the following terms and conditions:

- The purchase price shall not be less than \$200,000, or the current assessed value, whichever is higher.
- The sale of Parcel 98 shall be contingent on a restriction that it not be developed or used for any purpose other than the construction of a road between lots 99 and 100, and that the road be constructed to and maintained to NH DES standards so as to protect Amey Brook from any long-term damage, and that the land on either side of the road be placed into a permanent conservation easement.
- The sale by the Selectmen shall be by advertised sealed bids, good faith negotiations with private parties or by such other method of sale the Selectmen determine to be in the best interest of the Town.

AMENDMENT #2 TO ARTICLE 15 PASSED

AMENDMENT #3 to Article #15: To see if the Town will vote to authorize the Town of Henniker Board of Selectmen to sell Tax Map 1, Parcel 98 upon the following terms and conditions:

- The purchase price shall not be less than \$200,000, or the current assessed value, whichever is higher.
- The sale of Parcel 98 shall be contingent on a restriction that it not be developed or used for any purpose other than the construction of a road between lots 99 and 100, and that the road be constructed to and maintained to NH DES standards so as to protect Amey Brook from any long-term damage, and that the land on either side of the road be placed into a permanent conservation

Record of Affirmative Votes from 2010 Town Meeting (continued)

- easement.
c. The sale by the Selectmen shall be by advertised sealed bids.

AMENDMENT #3 TO ARTICLE 15 FAILED

VOTED to authorize the Town of Henniker Board of Selectmen to sell Tax Map 1, Parcel 98 upon the following terms and conditions as amended:

- a. The purchase price shall not be less than \$200,000, or the current assessed value, whichever is higher.
- b. The sale of Parcel 98 shall be contingent on a restriction that it not be developed or used for any purpose other than the construction of a road between lots 99 and 100, and that the road be constructed to and maintained to NH DES standards so as to protect Amey Brook from any long-term damage, and that the land on either side of the road be placed into a permanent conservation easement.
- c. The sale by the Selectmen shall be by advertised sealed bids, good faith negotiations with private parties or by such other method of sale the Selectmen determine to be in the best interest of the Town.

BALLOT VOTE YES 332 NO 134

MOTION to postpone action on Article #16 until the results of Article #15 are in. **MOTION PASSED**

- 8) To see if the Town will vote to raise and appropriate the sum of One Hundred Sixty Thousand Dollars (\$160,000) to purchase of a new Front End Loader as specified by the Town's Road Agent and authorize the withdrawal of \$60,000 from the already established Capital Reserve Fund for this purpose; the remaining \$100,000 to be raised from taxation. This is a non-lapsing article per RSA 32:7 and will not lapse before two (2) years or upon completion of purchase, whichever comes first. *Selectmen recommend.*

MOTION to decrease the Henniker Town Budget by the amount of \$664,000.00. The budget would be for \$5,853,716.00.

MOTION FAILED

FAILED to raise and appropriate the sum of One Hundred Sixty Thousand Dollars (\$160,000) to purchase of a new Front End Loader as specified by the Town's Road Agent and authorize the withdrawal of \$60,000 from the already established Capital Reserve Fund for this purpose; the remaining \$100,000 to be raised from taxation. This is a non-lapsing article per RSA 32:7 and will not lapse before two (2) years or upon completion of purchase, whichever comes first. *Selectmen recommend.*

MOTION made to restrict reconsideration of Article 15 in accordance with RSA 40:10, Paragraphs 1 and 5.

MOTION PASSED

- 16) **SUBMITTED BY PETITION:** To see if the Town will vote to convey a conservation easement on the town-owned parcel identified as Tax Map 1, Lot 98. The easement will consist of 35 acres more or less, 5 acres (located at the southwest corner of the lot) to which the town shall retain development rights. The easement will be held by a qualified organization as defined under RSA 36-A:4-a. The easement monitoring fees and related expenses will be paid from the Town's existing Conservation Fund. The conservation easement shall ensure the property is maintained in perpetuity as open space and prohibit any industrial or commercial activities (except agriculture and forestry), future subdivision, and any rights of way (except for public recreational purposes). The purpose of this easement will be to protect forest land, wildlife habitat,

Record of Affirmative Votes from 2010 Town Meeting (continued)

wetlands, and streamside areas along Amey Brook and another unnamed brook.

MOTION made to table Article #16.

The Moderator had received 2 written requests with at least 5 signatures to go to a ballot vote. Would have to do a ballot vote to table Article #16, unless 1 person from the request with 5 signatures withdrew or 2 people from the request with 7 signatures withdrew. Had the requirement needed to withdraw the ballot vote.

MOTION TO WITHDRAW ARTICLE #16 FAILED

FAILED to have the Town convey a conservation easement on the town-owned parcel identified as Tax Map 1, Lot 98. The easement will consist of 35 acres more or less, 5 acres (located at the southwest corner of the lot) to which the town shall retain development rights. The easement will be held by a qualified organization as defined under RSA 36-A:4-a. The easement monitoring fees and related expenses will be paid from the Town's existing Conservation Fund. The conservation easement shall ensure the property is maintained in perpetuity as open space and prohibit any industrial or commercial activities (except agriculture and forestry), future subdivision, and any rights of way (except for public recreational purposes). The purpose of this easement will be to protect forest land, wildlife habitat, wetlands, and streamside areas along Amey Brook and another unnamed brook.

MOTION made to restrict reconsideration of Article 16 in accordance with RSA 40:10, Paragraphs 1 and 5.

MOTION PASSED

-
- 9) **FAILED** to authorize the selectmen to enter into a long-term lease/purchase agreement in the amount of One Hundred Sixty Thousand Dollars (\$160,000) payable over a term of sixty months (60) at a rate of Two Thousand Eight Hundred Eighty Two Dollars (\$2,882) per month, to purchase a new Front End Loader for the Highway Department and to raise and appropriate Thirty Four Thousand (\$34,573) for the first year's payment with this amount taken from the already established Capital Reserve Fund. (2/3 ballot vote required)

HAND COUNT WITH VOTING CARDS YES 118 NO 217

MOTION made to restrict reconsideration of Article 8 and Article 9 in accordance with RSA 40:10, Paragraphs 1 and 5.

MOTION PASSED

-
- 10) **FAILED** to raise and appropriate the sum of Thirty Thousand Dollars (\$30,000) to purchase a new Police Department heavy duty 4-wheel drive vehicle. This is a non-lapsing article per RSA 32:7 and will not lapse before two (2) years or upon completion of purchase, whichever comes first. *Selectmen recommend.*

MOTION made to act on Article 29 before Article 11.

MOTION FAILED

MOTION made to restrict reconsideration of Article 10 in accordance with RSA 40:10, Paragraphs 1 and 5.

MOTION PASSED

-
- 11) **FAILED** to authorize the selectmen to enter into a long-term lease/purchase agreement in the amount of

Record of Affirmative Votes from 2010 Town Meeting (continued)

Thirty Thousand Dollars (\$30,000) with the sum of Thirty Thousand Dollars (\$30,000) payable over a term of forty-eight months (48) at a rate of Seven Hundred One Dollars and Fifty Five Cents (\$701.55) per month to purchase a new Police Department heavy duty 4-wheel drive vehicle and to raise and appropriate the sum of Eight Thousand Four Hundred Nineteen Dollars (\$8,419) for the first year's payment for that purpose. (2/3-ballot vote required)

HAND COUNT WITH VOTING CARDS YES 67 NO 231

- 12) **VOTED** to raise and appropriate the sum of Two Hundred Ninety Thousand Dollars (\$290,000) for the purpose of supporting a campus wide energy efficiency lighting project at New England College which includes upgrades and new systems throughout 21 buildings on campus and to also include the installation of a low "E" ceiling and ice controls in the Lee Clement arena. Furthermore, this appropriation is 100% reimbursable to the Town from an American Recovery and Reinvestment Act grant through the New Hampshire Office of Energy and Planning. A requirement for receiving the grant is that it must be processed through a municipality and the Town acts as a Grantee only and the amount does not represent any taxpayer's expense. No expenditure under this article shall occur unless the town receives the full amount of the stated grant. *Selectmen recommend.*
-
- 13) **VOTED** to raise and appropriate the sum of up to Fourteen Thousand Dollars (\$14,000) for the purpose of funding a professional energy audit for town buildings. Furthermore, this appropriation is 100% reimbursable to the Town from an American Recovery and Reinvestment Act grant through the New Hampshire Office of Energy and Planning. No expenditure under this article shall occur unless the town receives the full amount of the stated grant. *Selectmen recommend.*
-
- 14) **FAILED** to raise and appropriate the sum of One Hundred Thousand Dollars (\$100,000) to be added to the already established Bridge Capital Reserve Fund. This fund is established under the provisions of RSA 35:1 for the purpose of funding future repairs to the Town's bridges and to include engineering and other related costs. *Selectmen recommend.*
-

MOTION made to restrict reconsideration on Articles 11, 12 and 13 in accordance with RSA 40:10, Paragraphs 1 and 5.

MOTION PASSED

- 17) To see if the Town will vote to raise and appropriate the sum of One Million One Hundred Ninety Eight Thousand Eight Hundred and Three Dollars (\$1,198,803) for general municipal operations. *Selectmen recommend.*

Historic District	\$	500
Executive	\$	21,948
Town Clerk	\$	64,339
Election and Registration	\$	10,100
Tax Maps	\$	2,500
Town Office	\$	525,802
Tax Collector	\$	65,149
Legal Expense - General	\$	20,000
Planning Board	\$	48,190
Zoning Board of Adjustment	\$	6,537
Cemeteries	\$	7,000
Insurance	\$	100,293

Record of Affirmative Votes from 2010 Town Meeting (continued)

Municipal Dues	\$	3,222
Code / Building Inspector	\$	17,885
Emergency Management	\$	3,582
Athletics	\$	42,149
Human Services	\$	80,000
Patriotic Purposes	\$	2,150
Concert Series	\$	6,350
Conservation Commission	\$	3,750
Community Programs	\$	58,314
Principal on bonds	\$	64,000
Interest on bonds	\$	25,043
Tax Anticipation Interest	\$	20,000
Parks & Properties Department	\$	0

TOTAL \$ 1,198,803

MOTION TO AMEND (#1) Article #17: To see if the town will vote to raise and appropriate the sum of One Million Sixty Two Thousand One Hundred Thirty Nine Dollars (\$1,062,139) for general municipal operations.

MOTION PASSED

VOTED to raise and appropriate the sum of One Million Sixty Two Thousand One Hundred Thirty Nine Dollars (\$1,062,139) for general municipal operations.

-
- 18) To see if the Town will vote to raise and appropriate the sum of Five Hundred Thirty Thousand Six Hundred and Six Dollars (\$530,606) for the operating expenses of the Wastewater Treatment Plant. ***Selectmen recommend.***

MOTION TO AMEND (#1) Article #18: To see if the town will vote to raise and appropriate the sum of Four Hundred Seventy Thousand, One Hundred Seventeen Dollars (\$470,117) for the operating expenses of the Wastewater Treatment Plant.

AMENDMENT #1 TO ARTICLE #18 FAILED

VOTED to raise and appropriate the sum of Five Hundred Thirty Thousand Six Hundred and Six Dollars (\$530,606) for the operating expenses of the Wastewater Treatment Plant.
Selectmen recommend.

-
- 19) **VOTED** to raise and appropriate the sum of Three Hundred Thousand Dollars (\$300,000) for the operating expenses of Cogswell Spring Water Works. ***Selectmen recommend.***

-
- 20) To see if the Town will vote to raise and appropriate the sum of One Million Eighty One Thousand Five Hundred and Eighteen Dollars (\$1,081,518) for the Police Department. ***Selectmen recommend.***

MOTION TO AMEND (#1) Article #20: To see if the town will vote to raise and appropriate the sum of Nine Hundred Fifty Eight Thousand, Two Hundred Twenty Five Dollars (\$958,225) for the Police Department.

AMENDMENT #1 TO ARTICLE #20 FAILED

MOTION TO AMEND (#2) Article #20: To see if the Town will vote to raise and appropriate the sum of Seven Hundred Fifty Thousand Dollars (\$750,000) for the Police Department.

Record of Affirmative Votes from 2010 Town Meeting (continued)

AMENDMENT #2 TO ARTICLE #20 FAILED

MOTION TO AMEND (#3) Article #20: To accept the 2009 Police budget of \$983,518 for 2010.

AMENDMENT #3 TO ARTICLE #20 WITHDRAWN

MOTION TO AMEND (#4) Article #20: To see if the town will vote to raise and appropriate the sum of One Million Forty Eight Thousand, Four Hundred Ninety Five (\$1,048,495) for the Police Department.

MOTION PASSED

VOTED on Article #20 as amended to raise and appropriate the sum of One Million Forty Eight Thousand, Four Hundred Ninety Five (\$1,048,495) for the Police Department.

MOTION to restrict reconsideration on Articles 17-20 in accordance with RSA 40:10, Paragraphs 1 and 5.

MOTION PASSED

21) **VOTED** to raise and appropriate the sum of Two Thousand Dollars (\$2,000) to be added to the already established Police Building Capital Reserve Fund. *Selectmen recommend.*

22) **VOTED** to raise and appropriate the sum of Twenty Six Thousand Nine Hundred and Forty Dollars (\$26,940) for Animal Control. *Selectmen recommend.*

MOTION made to consider Article 24 before Article 23.

MOTION PASSED

24) To see if the Town will vote to raise and appropriate the sum of One Hundred Seventy Five Thousand Dollars (\$175,000) to purchase a new ambulance for the Rescue Squad and authorize the withdrawal of up to One Hundred Thirty Thousand Dollars (\$130,000) from the Capital Reserve Fund created for that purpose. The balance of Forty Five Thousand Dollars (\$45,000) is to come from general taxation. This is a non-lapsing article per RSA 32:7 and will not lapse before two (2) years or upon completion of purchase, whichever comes first. *Selectmen recommend.*

MOTION TO TABLE Article #24 so the selectmen can notice the ambulance for Capital Reserve funds only. **WITHDRAWN**

MOTION TO AMEND (#1) Article #24: To see if the town will vote to raise and appropriate the sum of One Hundred Seventy Five Thousand Dollars (\$175,000) for ambulance using all of the Capital Reserve Fund of One Hundred Forty Two Thousand Five Hundred Thirty Three (\$142,533). The balance of Thirty Two Thousand Four Hundred Sixty Seven (\$32,467) is to come from general taxation.

MOTION PASSED

VOTED to raise and appropriate the sum of One Hundred Seventy Five Thousand Dollars (\$175,000) for ambulance using all of the Capital Reserve Fund of One Hundred Forty Two Thousand Five Hundred Thirty Three (\$142,533). The balance of Thirty Two Thousand Four Hundred Sixty Seven (\$32,467) is to come

Record of Affirmative Votes from 2010 Town Meeting (continued)

from general taxation.

-
- 23) To see if the Town will vote to raise and appropriate the sum of Five Hundred and Three Thousand Three Hundred and Sixty Eight Dollars (\$503,368) for the Rescue Squad and Fire Department. **Selectmen recommend.**

MOTION TO AMEND (#1) Article #23: To see if the town will vote to raise and appropriate the sum of Four Hundred Forty Five Thousand, Nine Hundred Eighty Four Dollars (\$445,984) for the Rescue Squad and Fire Department. **FAILED**

VOTED to raise and appropriate the sum of Five Hundred and Three Thousand Three Hundred and Sixty Eight Dollars (\$503,368) for the Rescue Squad and Fire Department.

-
- 25) **VOTED** to raise and appropriate the sum of Nine Hundred Twelve Thousand Three Hundred and Sixty Seven Dollars (\$912,367) for the Highway Department, Highways and Streets and Street Lighting. **Selectmen recommend.**

Highway Department	\$	617,762
Highway and Streets	\$	274,380
Street Lighting	\$	20,225
TOTAL	\$	912,367

MOTION to restrict reconsideration of Articles 21-25 in accordance with RSA 40:10, Paragraphs 1 and 5.

MOTION PASSED

- 26) **VOTED** to raise and appropriate the sum of up to One Hundred Fifty Eight Thousand and Fifty Six Dollars (\$158,056) for road improvements, which reflects the estimated amount of the Town's share of the State of New Hampshire's Highway Block Grant in the amount of One Hundred Fifty Eight Thousand and Fifty Six Dollars (\$158,056). If no revenue is received from the State of NH this amount will not be spent. This is a non-lapsing appropriation per RSA 32:7, VI and will not lapse before two (2) years or upon completion of the project, whichever comes first. **Selectmen recommend.**

-
- 27) **VOTED** to raise and appropriate the sum up to Thirty Six Thousand Dollars (\$36,000) for the purpose of repairing the roof and cupola of Henniker Community Center; furthermore to authorize the Selectmen to withdraw up to Thirty Six Thousand Dollars (\$36,000) of which is the accumulated interest derived from the Proctor Family Trust Fund for this purpose. This is a non-lapsing article per RSA 32:7 and will not lapse before two (2) years or upon completion of the project, whichever comes first. (This article will have no impact on the tax rate.) This requires a 2/3 majority vote, which is stipulated in the will. **Selectmen recommend.**

BALLOT VOTE YES 127 NO 0

- 28) To see if the Town will vote to raise and appropriate One Hundred Twenty Five Thousand Dollars (\$125,000) for the revaluation of the town's Assessment of Properties and authorize the withdrawal of One Hundred Thousand Dollars (\$100,000) from the Capital Reserve Fund established for that purpose. The balance of Twenty Five Thousand Dollars (\$25,000) is to come from general taxation. This is a non-lapsing article per RSA 32:7 and will not lapse before two (2) years or upon completion of project, whichever comes first. **Selectmen recommend.**

MOTION TO AMEND (#1) Article #28: To see if the Town will vote to raise and appropriate One

Record of Affirmative Votes from 2010 Town Meeting (continued)

Hundred Twenty Five Thousand Dollars (\$125,000) for the revaluation of the town's Assessment of Properties and authorize the withdrawal of One Hundred Seven Thousand One Hundred Forty Dollars (\$107,140) from the Capital Reserve Fund established for that purpose. The balance of Seventeen Thousand Eight Hundred Sixty Dollars (\$17,860) is to come from general taxation. This is a non-lapsing article per RSA 32:7 and will not lapse before two (2) years or upon completion of project, whichever comes first.

MOTION PASSED

- 29) **VOTED** to raise and appropriate the sum of Fifteen Thousand Dollars (\$15,000) for the Town's commitment to the application for a grant for the Safe Routes to School Program set forth by the New Hampshire Department of Transportation. The funding is One Hundred Percent (100%) reimbursable by the State upon completion of project(s) authorized by the NHDOT; and furthermore, dispensing of funds from this article is contingent upon the DOT awarding the grant. This is a non-lapsing article per RSA 32:7 and will not lapse before two (2) years or upon completion of purchase, whichever comes first. *Selectmen recommend.*
-

- 30) To see if the Town will vote to raise and appropriate the sum of Six Hundred Eighty One Thousand Three Hundred Fifty Five Dollars (\$681,355) for solid waste disposal for the ensuing year. *Selectmen recommend.*
- MOTION TO AMEND (#1)** Article #30: To see if the town will vote to reduce the budget by \$11,541.00 – to raise and appropriated the sum of Six Hundred Sixty Nine Thousand Eight Hundred Fourteen Dollars (\$669,814)

AMENDMENT FAILED

VOTED to raise and appropriate the sum of Six Hundred Eighty One Thousand Three Hundred Fifty Five Dollars (\$681,355) for solid waste disposal for the ensuing year.

- 31) **VOTED** to raise and appropriate the sum of One Hundred Ninety Thousand Eight Hundred and Four Dollars (\$190,804) for the Tucker Free Library.
-

- 32) **VOTED** to discontinue the Swimming Pool Capital Reserve Fund created in 1983. Said Funds, with accumulated interest to date of withdrawal, are to be transferred to the Town's general fund. (Principal balance \$15,461 plus interest). *Selectmen recommend.*

HAND COUNT YES 67 NO 38

MOTION to restrict reconsideration of Articles 26-32 in accordance with RSA 40:10, Paragraphs 1 and 5.

MOTION PASSED

- 33) **SUBMITTED BY PETITION:** We the undersigned, being legal voters in the Town of Henniker, do hereby petition the Board of Selectmen of said Henniker to place the following article in the warrant for the 2010 annual meeting:

FAILED to have the town vote to reclassify that portion of the road known as Brown's Way from it's intersection with Old Hillsboro Road 0.45 miles from a Class VI highway to a Class V highway conditional upon compliance with betterment assessments as authorized by RSA 231:22a, and RSA 238:8.

To transact any other business that may legally come before this meeting to the meeting.

The meeting was adjourned at 9:56 pm.

A true copy attest:
Kimberly I. Johnson, Town Clerk

2011 Warrant

TOWN WARRANT 2011

Town of Henniker
State of New Hampshire

The polls will be open for voting
at the Henniker Community School Gymnasium
51 Western Avenue
from 7:00 AM to 7:00 PM
Tuesday, March 8, 2011

To the inhabitants of the Town of Henniker
in the County of Merrimack in said State
qualified to vote in Town Affairs:

You are hereby notified to meet at the
Henniker Community School Gymnasium in Henniker
on Tuesday the eighth (8th) day of March next,
at seven of the clock in the morning (7:00 a.m.)
to act upon the following:

2011 Warrant (continued)

- 01) To choose the following Town Officers for the ensuing year.

Selectmen.....	Three positions (Two for 3-year terms, One for 1-year term)
Planning Board	Two positions for 3-year terms
Trustees of the Trust Funds	One position for 3-year term
Town Treasurer.....	One position for 1-year term
Cemetery Trustee.....	One position for 3-year term
.....	One position for 1-year term
Trustees of the Tucker Free Library	Two positions for 3-year term
Cogswell Spring Water Works Water Commissioners ...	One position for 3-year term
Supervisor of the Checklist.....	One position for 3-year term
Town Clerk / Tax Collector	One position for 3-year term

To vote on the following:

Note: Text underlined is proposed new language and text that is shown with “strike through” is being deleted.

- 02) **Amendment 1:** Are you in favor of amending Chapter 133, Zoning Regulations, Article III Establishment of Districts, Section 133-4 Zoning Districts, by amending the Land Use Map / Zoning Map as follows: Rezone those properties noted as Tax Map 1 - Lots 655, 655A & 656 (these properties are just south of the Pats Peak ski area and consist of approximately 90 acres +/-) from RR Rural Residential to CR Commercial Recreational?

The purpose of this Amendment is to rezone three properties from Rural Residential to Commercial Recreational. These properties lie just south of Pats Peak ski area, offering the potential for the ski area to expand in the future. As a major local business, which draws in a significant amount of visitors to Henniker benefiting the entire local business community, this rezoning request is supported by the Planning Board because of its broad economic community support and its consistency with Objectives and Strategies outlined in the Master Plan.

- 03) **Amendment 2:** Are you in favor of amending Chapter 133, Zoning Regulations, Article II Definitions, as follows? Structure: Anything constructed or erected with a fixed location on the ground. Structures include, but are not limited to, buildings, swimming pools, manufactured housing, billboards and poster panels. It shall not include ~~minor~~ installations such as fences ~~less than three feet high, agricultural and safety fences~~, mailboxes and flagpoles.

The purpose of this Amendment is to clarify that fences are not structures and therefore, do not have to meet required setbacks or other requirements that are applicable to structures.

- 04) **Amendment 3:** Are you in favor of amending Chapter 133, Zoning Regulations, Article IV, General Provisions, Section 133-17, One principal building allowed per lot, to read as follows? There shall be only one principal building on a lot, except for Multiunit dwelling(s) developments that ~~adhere to the requirements of Sections 133-41 & 133-42 and~~ are located in the RV Village Proper & CV Village Commerce Districts, Commercial Uses located in the CH, CM, CR and CV Districts and condominium developments. ~~there shall be only one principal building on a lot.~~

2011 Warrant (continued)

The purpose of this Amendment is to allow commercial uses to have more than one principle building on their property and also recognize, as provided by State Statute, that condominium projects are allowed to have multiple principle buildings on one lot.

- 05) **Amendment 4:** Are you in favor of amending Chapter 133, Zoning Regulations, by making the following amendments?
- a) Article II, Definitions, by deleting the term Parking Facility.
 - b) Article II, Definitions, by amending the term Parking Space, Off-street to read as: An area 9 feet x 18 feet of 200 square feet or more, suitable for use of parking one motor vehicle, together with reasonable access.
 - c) Article IV, General Provisions, Section 133-10, by adding the following: Parking for all land uses outlined in this Chapter, unless otherwise noted, shall adhere to the parking requirements specified in Chapter 202 Land Subdivision Regulations and/or Chapter 203 Site Plan Review Regulations.
 - d) Article V, RV Village Proper District, Section 133-22 Land Uses, by amending paragraph G. Parking 1. to read as follows: ~~Two parking spaces must be provided on the premises for each dwelling unit constructed and o~~One parking space for each 500 square feet of floor space used for ~~commercial/professional~~, home business or home business/retail.
 - e) Article VI, RN Residential Neighborhood District, Section 133-24 Land Uses, by amending paragraph H to read as follows: ~~Two parking spaces must be provided on the premises for each dwelling unit constructed and o~~One parking space for each 500 square feet of floor space used for home business or home business/retail. No parking space or access driveway shall be located within 10 feet of any side or back lot boundaries, and no parking space shall be located within 10 feet of a public right-of-way.
 - f) Article VII, RR Rural Residential District, Section 133-26 Land Uses, by amending paragraph E to read as follows: No buildings shall be constructed within 15 feet of side or back lot boundaries. ~~Two parking spaces must be provided on the premises for each dwelling unit constructed.~~ No parking space or access driveway shall be located within 10 feet of any side or back lot boundaries, and no parking space shall be located within 10 feet of a public right-of-way.
 - g) Article VIII, Commercial District Regulations, Section 133-28 Regulations for all commercial districts, by amending paragraph D to read as follows: ~~Two parking spaces must be provided on the premises for each dwelling unit constructed, and o~~One parking space for each 500 square feet of floor space of ~~commercial~~, home business or home business/retail. No parking space or access driveway shall be located within 10 feet of any side or back lot boundaries, and no parking space shall be located within 10 feet of a public right-of-way. Reduction of these requirements may be permitted by special exception.
 - h) Article X, Lot Size Regulations, Section 133-42 Multi-unit dwellings of three or more, by deleting paragraph G.

2011 Warrant

- i) Article XXIII, Open Space Residential Development, Section 133-120 General requirements, by deleting paragraph K.
- j) Article XXIV, Sexually Oriented Businesses, Section 133-125 Additional requirements, by deleting paragraph C.
- k) Article XXVI Bed and Breakfast Homes, Section 133-136 Additional requirements, by deleting paragraph H.

The purpose of this amendment is to remove a majority of the parking requirements from the Zoning Ordinance since they are presently located in the Site Plan Ordinance.

- 06) **Amendment 5:** Are you in favor of amending Chapter 133, Zoning Regulations, Article IV, General Provisions, Section 133, Zoning Regulations, Article XXV Wireless Communication Towers, paragraph 133-127 Definitions, by deleting the definition of Average Tree Canopy, in its entirety?

As a result of a positive vote relative to a zoning amendment approved last year, this Section is no longer necessary.

2011 Warrant Addendum

TOWN WARRANT Addendum 2011

Town of Henniker
State of New Hampshire

Town Meeting begins at 1:00 PM
at the Henniker Community School Cafetorium
51 Western Avenue
Saturday, March 12, 2011

To the inhabitants of the Town of Henniker
in the County of Merrimack in the said State
qualified to vote in Town Affairs:

You are hereby notified to meet at the
Henniker Community School Cafetorium in Henniker
on Saturday the twelfth (12th) day of March next,
at one of the clock (1:00 p.m.) in the afternoon
to act upon the following:

2011 Warrant Addendum (continued)

- 7) To see if the Town will raise and appropriate the sum of Two Hundred Thousand Dollars (\$200,000) to be added to the already established Bridge Capital Reserve Fund, said sum representing a portion of the amount received from the sale of Lot 98. *Selectmen recommend*
- 8) To see if the Town will vote to raise and appropriate the sum of One Hundred Ninety Thousand Eight Hundred and Four Dollars (\$190,804) for the Tucker Free Library. *Selectmen recommend*
- 9) To see if the Town will vote to raise and appropriate the sum of Four Million One Hundred Seventy Six Thousand Six Hundred Seventy Five Dollars (\$4,176,675) for general municipal operations. *Selectmen recommend*

	2011 Budget	2010 Budget	Difference
EXECUTIVE BUDGET	20,994	21,144	-150
HISTORIC DISTRICT	250	200	50
TOWN CLK BUDGET	63,097	61,741	1,356
ELECTION BUDGET	6,770	9,300	-2,530
TAX MAP BUDGET	2,000	2,000	0
TOWN OFFICE BUDGET	516,140	509,714	6,426
TAX COLL BUDGET	63,637	62,551	1,086
LEGAL FEES BUDGET	25,000	15,000	10,000
PLAN BUDGET	46,011	46,690	-679
ZBA BUDGET	6,537	6,537 0	
CEMETERIES BUDGET	7,250	6,500	750
INSURANCE BUDGET	106,809	98,793	8,016
MUNICIPAL DUES BUDGET	3,256	3,222	34
POLICE BUDGET	1,047,160	1,045,622	1,538
FIRE/RESCUE BUDGET	509,142	493,641	15,502
CODE BUDGET	8,496	17,125	-8,629
EMER MGT BUDGET	2,042	3,582	-1,540
HIGHWAY BUDGET	616,121	602,156	13,965
HIGHWAY/STREETS BUD	296,602	224,015	72,587
STREET LIGHTS BUDGET	20,225	20,225	0
SOLID WASTE BUDGET	495,061	662,472	-167,411
ANIMAL CONTROL BUD	26,940	26,940	0
HUMAN SERVICE BUDGET	80,000	80,000	0
ATHLETIC BUDGET	42,149	41,299	850
PARKS BUDGET	0	0	0
PATRIOTIC PURPOSES BUD	2,150	2,150	0
CONCERTS BUDGET	5,850	6,350	-500
CONSERVATION BUDGET	3,338	3,338	0
COMMUNITY BUDGET	58,314	58,314	0
Debt Service - Principal	59,000	64,000	-5,000
Debt Service - Interest	21,335	25,043	-3,708
Debt Service - Tan Interest	15,000	15,000	0
TOTAL	4,176,675	4,234,664	(57,989)

2011 Warrant Addendum (continued)

- 10) To see if the Town will vote to raise and appropriate the sum of Five Hundred Six Thousand Three Hundred Four Dollars (\$506,304) for the operating expenses of the Wastewater Treatment Plant. *Selectmen recommend*
- 11) To see if the Town will vote to raise and appropriate the sum of Three Hundred Thousand Two Hundred Fifty Eight Dollars (\$300,258) for the operating expenses of Cogswell Spring Water Works. *Selectmen recommend*
- 12) To see if the Town will vote to raise and appropriate the sum up to Twenty Two Thousand (\$22,000) for the purpose of repairing the roof and cupola of Henniker Grange Building. This is a non-lapsing article per RSA 32:7 and will not lapse before two (2) years or upon completion of the project, whichever comes first. *Selectmen recommend*
- 13) To see if the Town will vote to raise and appropriate the sum of up to One Hundred Seventy Five Thousand Seven Hundred and Three Dollars (\$175,703) for road improvements; said appropriation will be offset with any Highway Block Grant Funds received. This is a nonlapsing appropriation per RSA 32:7,VI and will not lapse before two (2) years or upon completion of the project, whichever comes first. *Selectmen recommend*
- 14) Shall the Town authorize the Board of Selectmen to sell property, under the provisions of RSA 80:80, known as Tax Map 588-B7 (1.63 Acres), located on Stonehenge Drive, by advertising for sealed bids, good faith negotiations with private parties or by such other method of sale the Selectmen determine to be in the best interest of the Town and, that this article, if passed, be for an indefinite period until rescinded by the Town. *Selectmen recommend*
- 15) To see if the Town will vote to completely discontinue those portions of Grove Street from its easterly point at Circle Street proceeding westerly to the driveway of the Campbell Homestead site, so called, including that portion of Grove Street previously completely discontinued; upon discontinuance, the Town of Henniker shall convey the fee of the discontinued portion of Grove Street abutting other land of the Town of Henniker (cemetery land) to New England College and New England College shall, in trade: *Selectmen recommend*
 1. Convey to the Town a non-exclusive pedestrian access easement from Circle Street proceeding westerly to the property line of Tax Map Parcel 390;
 2. Convey to the Town for the benefit of the Henniker Historic District Commission a non-exclusive access easement for pedestrians and vehicles from intersection of Grove and Circle Streets to the Western Boundary of Tax Map Parcel 422 for the purpose of cemetery lot maintenance and access to the Hearse House building; and
 3. Repair approximately 300 feet of the stone wall along the northern cemetery boundary to most approximate the existing stone wall. Repairs will be completed within 36 months of road discontinuance.

To transact any other business that may legally come before this meeting. (This article is meant to allocate time that public acknowledgments may be voiced and is not meant to add additional warrants to the meeting. The final decision is the responsibility of the Town Moderator - per Henniker Town Counsel).

2011 Warrant Addendum (continued)

Given under our hands and seal the 15th day of February 2011.

BOARD OF SELECTMEN

Leon Parker, Chair



Kris Blomback



Robert French



Thomas Watman



Leo Aucoin



A True Copy of the Warrant Attest:

Leon Parker, Chair



Kris Blomback



Robert French



Thomas Watman



Leo Aucoin



2011 Proposed Budget & Estimated Revenues

2011 Proposed Budget & Estimated Revenues

	2011 Town Meeting Budget	2011 Estimated Revenues	2011 Net Budget	Tax Rate Est Valuation 380,286
Executive	20,994	0	20,994	0.06
Historic District	250	0	250	0.00
Town Clerk	63,097	706,500	(643,403)	-1.69
Election	6,770	0	6,770	0.02
Tax Map	2,000	0	2,000	0.01
Town Office	516,140	4,200	511,940	1.35
Tax Collector	63,637	117,500	(53,863)	-0.14
Legal	25,000	0	25,000	0.07
Planning Board	46,011	8,000	38,011	0.10
Zoning Board	6,537	1,500	5,037	0.01
Cemeteries	7,250	726	6,524	0.02
Insurance	106,809	0	106,809	0.28
Municipal Dues	3,256	0	3,256	0.01
Police Department	1,047,160	21,500	1,025,660	2.70
Fire/Rescue	509,142	226,000	283,142	0.74
Code Enforcement	8,496	2,500	5,996	0.02
Emergency Management	2,042	0	2,042	0.01
Highway	616,121		616,121	1.62
Highway/Street	296,602		296,602	0.78
Street Lights	20,225		20,225	0.05
Solid Waste	495,060	53,920	441,140	1.16
Animal Control	26,940	500	26,440	0.07
Human Service	80,000	0	80,000	0.21
Athletic	42,149	4,000	38,149	0.10
Library	190,804	0	190,804	0.50
Patriotic Purposes	2,150	0	2,150	0.01
Concerts	5,850	0	5,850	0.02
Conservation	3,338	0	3,338	0.01
Community	58,314	0	58,314	0.15
Debt Service	95,335	5,950	89,385	0.24
DEPARTMENT OPERATIONS SUBTOTAL	4,367,479	1,152,796	3,214,683	8.45
Road Improvement	175,702	175,702	0	0.00
Grange Roof	22,000		22,000	0.06
Bridge Capital Reserve - Sale of Lot 98	200,000	200,000	0	0.00
		(Lot 98 Proceeds)		
WARRANT ARTICLE/CAPITAL RESERVES	397,702	375,702	22,000	0.06
CSWW BUDGET	300,258	300,258	0	0.00
WWTP BUDGET	506,304	506,304	0	0.00
Revenue: State of NH Rooms/Meals		219,130	(219,130)	-0.58
Revenue: Highway Flood Control		50,000	(50,000)	-0.13
Revenue: Interest on Investments		1,000	(1,000)	-0.00
Revenue: Payments In Lieu		18,898	(18,898)	-0.05
Revenue: Trust Funds		15,781	(15,781)	-0.04
Revenue: Sale of Lot 98 less Bridge Allocation		50,000	(50,000)	-0.13
Overlay, Veterans War Credits		(73,000)	73,000	0.19
SECTION SUBTOTAL	806,562	1,088,371	(281,809)	-0.74
2011 Totals	5,571,743	2,616,869	2,954,874	7.77
2010 Totals	6,071,080	3,255,518	2,815,562	7.40
Difference	(499,337)	(638,649)	139,312	0.37

Notes

Police Department



BACK ROW: Officer Michael Martin, Parking Officer Robert Verity, Sergeant Matthew French, Chief Ryan Murdough, Officer Neal Martin, Animal Control Officer Walter Crane, Officer Jeffrey Summers.
FRONT ROW: Officer Ben Tokarz, Officer Stephen Dennis, Officer Michelle Moir, Secretary Gail Abramowicz, Secretary Michelle McGirr, Officer Amy Bossi. NOT PICTURED: Officers Mark Lindsley, Jeffrey Iadonisi and Matthew O'Connor

The year 2010 was a busy and challenging year for us at the Henniker Police Department. Although our general calls for service and arrests were down slightly, our criminal incident numbers were up.

Three separate motor vehicle collisions this year claimed the lives of three people. Two of these collisions occurred on Weare Road and one on Bacon Road. Motor vehicle crashes were up to a four year high of 124 this year. The majority of these crashes were caused by speed or driver inattention. To reduce motor vehicle crashes will be a priority for the department this year.

We are very happy to report that Officer Matthew O'Connor is back with us safely after a year long military deployment to Afghanistan. Welcome home Matt.

This year Officer Michael Martin enrolled in a series of schools to become a technical accident reconstructionist. For the last fifteen years I have been doing this job, but have found that it is difficult

for me to dedicate the time necessary to complete these investigations. I will continue to assist Officer Martin in the investigations of crashes involving death or serious injury.

Sgt. Matt French taught the first Rape Aggression Defense (RAD) class this year in Henniker, and had ten women graduate from the course. The course received outstanding reviews from the attendees. We hope to be able to provide this training at least once a year.

Customer service is a priority for us at the Henniker Police Department. Our goals are to:

- ◆ treat all persons with courtesy, respect, and professionalism
- ◆ be fair, equitable, professional, and decisive in all decisions
- ◆ provide quick and reliable service
- ◆ provide clear and accurate information
- ◆ be committed to the safety and security of the community
- ◆ strive for continuous professionalism, and
- ◆ provide services that reflect our personal investment in our community.

Police Department (continued)

To maintain these standards, we endeavor to continuously strive for improvement. I am hoping to implement a survey on our website this year so that you can tell us how we did in our interaction with you.

Improving our relationship with New England College and the students remains a priority at the police department. Sgt. French spends two hours a week at the Simon Center as a resource for students and staff and this has proven to be quite successful. We have opened lines of communication with President Michelle Perkins and her staff and this has been critical in helping us resolve college related situations and issues.

Officer Michael Martin continues to teach D.A.R.E. to the fifth and seventh grade classes at the Henniker Community School. The year 2011 will be our twentieth year teaching D.A.R.E. at the school. I am very proud of the officers and staff. They are well trained, professional, and care about the community. It gives me a great sense of pride to hear when we do something right, but I also need to know when you think that we don't. Please feel free to contact me if you have any questions or concerns at hp.d.rmurdough@tds.net.

Ryan Murdough, Chief of Police



The 2010 5th grade DARE Essay winner was recognized with a ride in the cruiser for the Memorial Day Parade. Pictured right is Officer Michael Martin.

Police Statistics for 2010

CATEGORY	JAN	FEB	MAR	APR	MAY	JUN	JUL	AUG	SEP	OCT	NOV	DEC	TOTAL
ASSAULT/ SEXUAL/AGG. FEL.	0	0	1	0	0	0	2	0	0	0	0	2	5
ALARMS	19	11	15	10	15	17	17	12	7	11	5	9	148
ALCOHOL BEV VIO.	3	8	5	7	8	0	2	8	22	22	11	1	97
ANIMAL COMPL.	7	8	9	18	17	12	15	14	14	15	12	10	151
ANIMAL CRUELTY	0	0	0	0	0	0	0	0	0	0	0	0	0
ARSON	1	0	2	0	0	0	0	0	0	0	0	0	3
ASSAULT/ FIRST DEGREE	0	0	0	0	0	0	0	0	0	0	0	0	0
ASSAULT/SIMPLE	6	2	3	2	1	1	2	0	1	5	0	2	25
ASST. FIRE DEPT.	1	5	7	6	8	8	2	4	11	12	5	4	73
ASST.OTHER DEPT	15	14	28	25	11	27	25	21	13	21	20	18	238
ASST. RESCUE	22	19	15	13	14	19	21	17	12	18	15	9	194
ATT. SUICIDE	0	0	0	1	0	0	0	0	0	1	0	0	2
ATT. TO LOCATE	0	0	0	0	0	0	0	0	0	0	0	0	0
BAD CHECKS	0	0	0	0	0	0	1	0	0	0	0	0	1
BAIL JUMP/CONTMP	1	3	1	3	1	0	2	3	2	2	2	0	20
BURGLARY	0	0	0	2	0	0	0	2	3	4	0	5	16
CHILD NEG/ABUSE	1	0	0	0	1	0	0	0	0	1	1	0	4
CHILD PORNOGRAPHY	0	0	0	0	0	0	0	0	0	0	0	0	0
CITIZEN ASSISTS	44	56	28	39	26	48	43	46	19	42	43	22	456
CIVIL STANDBY	4	3	6	2	1	1	0	1	1	2	0	2	23
COMPUTER CRIME	0	0	0	0	0	0	0	0	0	0	0	0	0
CONDUCT AFT.ACC.	0	0	1	0	1	1	0	0	3	1	0	1	8
COUNT. MONEY	0	0	0	0	0	0	0	0	0	0	0	0	0
CRIM. LIABILITY	1	0	0	0	0	0	0	0	0	1	0	0	2
CRIM. MISCHIEF	4	2	2	1	3	3	3	4	4	2	8	3	39
CRIM. THREATEN.	1	1	0	0	1	0	1	0	0	1	0	0	5
CRIM. TRESPASS	2	2	0	1	0	1	0	0	0	3	0	1	10
DEADLY FORCE	0	0	0	0	0	0	0	0	0	0	0	0	0
D.W.I.	4	1	2	4	0	4	4	2	6	2	1	3	33
DISCHARGE FIREARM			1	0	0	0	0	0	0	0	0	0	1
DISORDERLY CONDUCT	1	1	1	1	0	1	2	2	2	2	1	1	15
DISOBEY POLICE OFFICER	0	0	1	0	0	1	1	0	0	0	0	0	3
DISPATCH CALLS	1071	956	1053	1044	1238	1189	1219	1302	1267	1206	1133	1102	13780
DISTURBANCE	9	0	1	4	4	6	2	5	3	2	2	4	42
DOMESTIC DISTUR	1	0	0	1	1	0	1	2	1	0	1	1	9
DRUG ARRESTS	8	7	12	10	2	2	2	3	6	5	8	5	70
DUTY TO REPORT	0	0	0	0	0	0	0	0	0	0	0	0	0
E911 ERROR CALLS	4	4	2	5	0	2	2	3	0	1	1	3	27
E LIGHTS/PRO USE	0	0	0	0	0	0	1	0	0	0	0	0	1
EMOT.DIS.PERSON	0	0	0	0	0	0	0	0	0	0	0	0	0
ENDANG. CHILD	0	0	0	0	0	0	1	0	0	0	0	0	1
FAC.UNDERAGE PARTY	0	1	0	0	0	0	0	0	4	0	0	0	5
FALSE FIRE ALARM	0	0	0	0	0	0	0	0	0	0	0	0	0
FALSE IMPRISONMENT	0	0	0	0	0	0	1	0	0	0	1	0	2
FALSE REPORT	0	0	0	0	0	0	0	0	2	1	0	0	3
FATAL FIRE	0	0	0	0	0	0	0	0	0	0	0	0	0
FINGERPRINTING NON- CRIMINAL	8	9	8	9	7	13	10	19	13	8	13	5	122
FORGERY	0	0	0	0	0	0	0	2	0	0	0	0	2
FOUND PROPERTY	4	2	3	8	3	5	3	5	2	5	1	3	44
FRAUD	0	3	0	0	1	0	1	0	4	0	1	0	10
FUGITIVE FROM JUSTICE	0	0	0	0	0	0	0	0	0	0	0	0	0
HABITUAL	0	0	0	0	0	0	0	0	0	1	0	0	1
HARASSMENT	0	1	0	0	0	0	0	1	1	1	2	1	7
HGWY MARKINGS	0	0	0	0	0	0	0	0	0	0	0	0	0
HOMICIDE	0	0	0	1	0	0	0	0	0	0	0	0	1
INDECENT EXPOSURE	0	0	0	0	0	0	0	0	0	0	0	0	0
INVOL.EMERG.ADM.	1	0	0	0	0	0	0	0	0	0	0	0	1
JUV.INVESTIGATION	1	0	2	3	1	2	1	5	0	3	1	1	20
JUV. RUNAWAY	0	1	0	0	0	1	1	0	0	0	1	0	4
KIDNAPPING	0	0	0	0	0	0	0	0	0	0	0	0	0
LITTERING	0	0	0	0	0	0	0	0	1	0	0	0	1
LOITERING	0	0	0	0	0	0	0	0	0	0	0	0	0

Police Statistics for 2010 (continued)

CATEGORY	JAN	FEB	MAR	APR	MAY	JUN	JUL	AUG	SEP	OCT	NOV	DEC	TOTAL
LOST PROPERTY	4	3	9	11	6	6	6	10	6	5	7	2	75
LOST/STOLEN REG	0	0	0	0	0	0	0	0	0	0	0	0	0
M/V ABANDONING	0	0	0	0	0	0	0	0	0	0	0	0	0
M/V ACCIDENTS	16	10	11	9	9	6	7	16	11	13	8	8	124
M/V COMPLAINT	10	8	12	18	16	19	13	14	13	11	13	8	155
M/V FATALITY	0	0	0	0	1	0	1	0	0	1	0	0	3
M/V SUMMONS	15	11	25	16	26	47	53	30	23	29	26	17	318
M/V THEFT	0	0	1	0	0	0	0	0	0	0	0	0	1
ATT. MV THEFT	0	0	0	0	0	0	0	0	0	0	0	0	0
M/V WARNINGS	95	99	107	98	178	265	310	284	159	190	173	134	2092
MISSING ADULT	0	2	0	0	1	0	1	0	0	0	1	1	5
MISSING JUVENILE	1	2	0	0	2	1	0	0	1	1	0	0	8
MOTORIST ASST.	16	16	8	14	8	8	9	8	10	8	6	11	122
NEG. DRIVING	0	0	0	0	0	0	0	0	0	0	0	0	0
NEG. HOMICIDE	0	0	0	0	0	0	0	0	0	1	0	0	1
NOISE ORDINANCE	3	5	8	17	20	6	7	17	8	18	5	4	118
NONATTENDANCE IN SCHOOL				0	0	0	0	0	0	0	0	0	0
OBSTRUC.GOV.AD.	0	0	0	0	0	0	0	0	0	0	0	0	0
OBSTR REPORT OF CRIME	1	0	0	0	0	0	0	0	0	0	0	0	1
OHRV VIOLATIONS	0	0	0	0	0	0	3	0	0	0	0	0	3
OP AFT SUS.LIC/REG	2	1	2	0	0	3	1	1	1	1	3	0	15
OPEN CONTAINER	1	0	2	2	1	0	0	1	6	0	0	0	13
PAPERWORK SRVD	13	9	8	9	7	7	3	8	4	13	4	9	94
PARKING TICKETS	56	141	95	61	45	0	0	1	30	52	127	87	695
POLICE INFO.	19	13	33	28	30	27	27	18	20	22	29	18	284
POSS.BURG.TOOLS	0	0	0	0	0	0	0	0	0	0	0	0	0
POSS. FIREWORKS	0	0	0	0	0	0	0	0	0	0	0	0	0
POSS. STOLN.PROP	0	0	0	0	0	0	0	0	0	0	0	0	0
POSS. TOBACCO	1	0	0	0	0	0	2	0	0	2	2	0	7
POSS/USE FALSE ID	0	0	0	0	0	0	0	0	0	0	0	0	0
PRO.SALE ALCOHOL	0	0	0	0	0	0	0	1	0	0	0	0	1
PROHIBITIONS	0	0	0	0	0	0	0	0	0	0	0	0	0
PROTECTIVE CUSTODY	1	4	2	1	1	0	0	1	2	9	2	0	23
PROWLING	1	0	0	1	0	0	0	0	0	2	0	1	3
RECEIVING ST PROP	1	0	0	0	0	0	0	0	0	0	0	0	1
RECKLESS CONDUCT	0	0	2	0	0	0	0	0	0	1	1	0	4
RECKLESS OPERATION	1	0	0	1	1	1	1	0	0	1	1	1	8
RESISTING ARREST	2	1	0	0	1	0	0	0	4	0	0	0	8
RESTRAINING ORDERS	1	3	2	1	0	0	1	3	3	4	4	2	24
ROBBERY	0	0	0	0	0	0	0	0	0	0	0	0	0
SEX ASSAULT	0	0	0	0	0	0	0	0	0	0	0	0	0
SEX OFFENDER REGISTRY	1	0	0	1	0	0	0	0	0	0	0	0	2
STALKING	0	0	0	0	0	0	0	0	0	1	1	1	3
STUDENT HAZING	0	0	0	0	0	0	0	0	0	0	0	0	0
SUICIDE	0	0	0	0	1	0	0	0	0	0	0	0	1
SUSPECTED DRUG ACTIVITY	0	0	0	0	0	0	0	0	0	1	2	0	3
SUSP.MV/PERSON	9	5	11	17	20	12	7	6	8	14	21	10	140
TAK W/O CONSENT	0	0	0	0	0	0	0	0	0	0	0	0	0
THEFTS	25	20	4	4	6	2	1	4	5	4	8	0	83
TOWN ORDINANCE	0	6	1	0	2	0	0	0	0	0	0	0	9
UNAUTH. USE OF VEHICLE	0	0	0	0	0	0	0	0	0	0	0	0	0
UNAUTH. USE RENTAL PROP.	0	0	0	0	0	0	0	0	0	0	0	0	0
UNTIMELY DEATH	1	0	0	0	0	1	0	0	2	0	0	0	4
VIOLATION PROBATION/PAROLE	0	0	0	0	0	0	0	0	0	0	0	0	0
VIOLATION PROTECTIVE ORD.	0	0	0	0	0	0	1	0	0	0	0	2	3
WARRANT SERVED	1	0	1	1	0	1	2	1	1	0	1	2	11
WEAPON VIOLATION	0	0	0	0	0	0	0	0	0	0	0	0	0
WELFARE CHECK	10	8	11	5	14	11	8	9	7	5	9	7	104
WILLFUL CONCEALMENT	0	0	0	0	0	0	0	0	1	0	0	0	1
WITNESS TAMPERING	0	0	0	0	0	0	0	0	0	0	0	0	0
TOTALS	1551	1487	1564	1535	1761	1787	1852	1916	1749	1810	1743	1543	20295

Animal Control

I wish to express my gratitude to the citizens of Henniker for your support and continued commitment. The past year was busy with lost dogs, strays, abandoned dogs (some friendly / some do so friendly), dog/cat bites, nuisance animals (domestic/wild), requiring quarantine due to possibility of rabies exposure/involvement with humans. Rabies, West Nile and the list goes on.

Rabies (an incurable deadly disease) is still a threat to warm blooded animals and people with the raccoons, foxes and bats still carrying the virus. All animals must continue to be vaccinated and care must be taken when dealing with all animals . . . very cost effective.

If you think a wild animal may be sick or injured, contact one of the following listed below:

Animal Control Officer - Henniker Police Department,
428-3213
Henniker Health Officer, 428-3221
NH Fish & Game, 271-3421
NH Div of Public Health, 271-4496
NH State Veterinarian 271-2404

Enjoy wild animals only from a distance. Never handle or attempt to pet or feed wildlife

! Be Careful !
!! Protect Your Family !!

Have all your animals vaccinated.

West Nile Virus (WNV)

West Nile virus is spread by the bite of a mosquito that has fed on infected animals. Most people bitten by an infected mosquito never get sick, and most of the rest see only flu-like symptoms. Call your physician if you do not feel well. Don't wait!

Further information can be found at the Centers for Disease Control & Prevention's website:
<http://www.cdc.gov/> (search "west nile virus")

- ◆ Eliminate standing water and other mosquito breeding locations.
- ◆ In warm weather, mosquitoes can breed in any puddle that lasts more than 4 days!
- ◆ Remove old tires from your property.
- ◆ Turn over wheelbarrows and change water in birdbaths at least twice weekly.
- ◆ Turn over plastic wading pools when not in use.

Protect yourself from mosquito bites.

If outside during evening, nighttime, and dawn hours when mosquitoes are most active and likely to bite, children and adults should wear protective clothing such as long pants, long-sleeved shirts, and socks.

Consider the use of an effective insect repellent.

Thank you for your time, support and cooperation during the past year.

Respectfully submitted,
Walter Crane
Animal Control Officer
(Since 1/03/1989)

Welfare

In 2010 the local welfare budget was, once again, within the allotted budget. We were able to assist local residents with housing, electric, heating fuel, medications and food. With the national economic climate, and the fluctuating unemployment, keeping the allocated budget in check was a challenging task. But with local, state and federal agencies, we were able to meet the needs of those facing financial hardship.

The financial climate continues to be a challenge. I foresee the same financial crisis of housing, heat, electrical, food, and medication to be the needs of the residents of Henniker. Again, we will assist those in crisis and empower them to seek other agencies to meet their needs.

Brenda J. Slongwhite
Welfare Director

Fire Department

During 2010 the Fire Department responded to 299 incidents. This number does not include medical calls.

We continued two of our successful fire prevention programs this year. We provided fire prevention training at the Henniker Community School and with area preschools. We went to the NH Fire Academy and worked with New England College staff and student residence hall supervisors to increase their awareness of fire prevention and safety. We performed 105 plan reviews/inspections of properties in Town to ensure adequate fire protection and life safety measures were in place.

During 2010 we responded to several significant fires. Because of the good work of our members, the Office of the State Fire Marshal and the Henniker PD were able to secure several convictions in an arson fire that occurred in town.

The fire department is staffed by one full time employee and two permanent part time employees, Monday through Friday 7:00AM through 5:00 PM. Their primary responsibility during these hours is to staff the ambulance and respond to calls for the Rescue Squad. When they are not on emergency calls they conduct fire safety inspections, plan reviews, vehicle maintenance, building repairs and training. There are 35 – 40 members on the “call” department who respond when we have fire calls. These members are on call day and night, every day of the year. They are compensated at the rate of ten dollars per hour. They only receive compensation when they respond to an emergency call. These members are expected to attend monthly meetings and training sessions. Each member is required to attend hundreds of hours of classes to be certified as a firefighter, trained in hazardous materials awareness and incident management. They are not compensated for any of this time spent training or attending meetings. Collectively, the members devote thousands of hours to the fire department every year with no compensation. We are very fortunate to have a group of people willing to invest the time and effort to provide this critical service at very minimal cost to the taxpayers of the Town. Their families endure frequent interruptions in their lives as members rush off to attend to the needs of others. Members leave good paying jobs to respond to calls for which they receive very little payment in return. Local employers allow their staff to support the Town, often suffering financial sacrifice of their own in the process. Without the dedication of our members and the sacrifice of their employers and families, the cost to fully staff a fire department would be astronomical.

Respectfully submitted,
Keith Gilbert, Chief

Henniker Fire Auxiliary

The Henniker Fire Auxiliary is a non-profit organization who provides food and beverages to the Fire/Rescue Departments, and assisting mutual aid towns, during major fires, accidents or weather-related emergencies. During weather emergencies the Auxiliary also provides food and beverages to the highway and police departments and townspeople who seek shelter at the fire station.

Henniker Fire



Auxiliary

For us, 2010 was a busy year as we responded to 3 structure fires with food and beverages. Our annual Cookie Craze, held the first Sunday in December, was again successful thanks to everyone who donated their delicious cookies. We could not have our Cookie Craze without the continued support of the volunteer bakers. Again, thank you for supporting the Auxiliary.

We are always looking for volunteers for the Auxiliary to either become members, or to be available in case of an emergency. All the members work full-time and, as a group, cannot always be available on short notice, so if you are interested in assisting the Auxiliary, please contact any member.

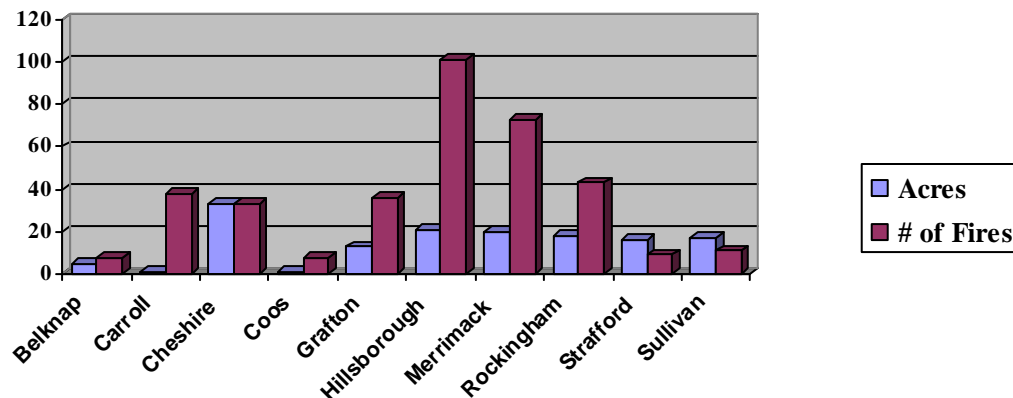
Respectfully submitted,
Cynthia “Cindy” Marsland, President

Members: Heather French, Shelagh Mannix, Nancy DeMoura, Denise Davison, Margaret Fellows, Ryan Hornblower

Forest Fire Warden and State Forest Ranger

Your local Forest Fire Warden, Fire Department, and the State of New Hampshire Division of Forests & Lands, work collaboratively to reduce the risk and frequency of wildland fires in New Hampshire. To help us assist you, please contact your local Forest Fire Warden or Fire Department to determine if a permit is required before doing ANY outside burning. Under State law (RSA 227-L:17) a fire permit is required for all outside burning, unless the ground is completely covered with snow. The New Hampshire Department of Environmental Services also prohibits the open burning of household waste. Citizens are encouraged to contact the local fire department or DES at 1-800-498-6868 or www.des.state.nh.us for more information. Safe open burning requires diligence and responsibility. Help us to protect New Hampshire's forest resources. For more information please contact the Division of Forests & Lands at (603) 271-2214, or online at www.nhdf.org.

This past fire season had a slightly lower number of fires, as well as lower number of acres burned than the 5 year average. What made this fire season somewhat unusual was that it lasted most of the summer. New Hampshire typically has a fairly active spring fire season and then the summer rains tend to dampen fire activity later in the season. This year virtually all areas of the state had fires throughout the summer due to the periodic dry spells throughout the season. As has been the case over the last few years, state budget constraints have limited the staffing of our statewide system of 16 fire lookout towers to Class III or higher fire danger days. Despite the reduction in the number of days staffed, our fire lookouts are credited with keeping most fires small and saving several structures due to their quick and accurate spotting capabilities. The towers fire spotting was supplemented by contracted aircraft and the NH Civil Air Patrol when the fire danger was especially high. The largest fire for the season was 10.3 acre fire in Charlestown. Many homes in New Hampshire are located in the wildland urban interface, which is the area where homes and flammable wildland fuels intermix. Several of the fires during the 2010 season threatened structures, a constant reminder that forest fires burn more than just trees. Homeowners should take measures to prevent a wildland fire from spreading to their home. Precautions include keeping your roof and gutters clear of leaves and pine needles, and maintaining adequate green space around your home free of flammable materials. Additional information and homeowner recommendations are available at www.firewise.org. Please help Smokey Bear, your local fire department, and the state's Forest Rangers by being fire wise and fire safe!



CAUSES OF FIRES REPORTED

Arson	3
Debris	146
Campfire	35
Children	13
Smoking	13
Railroad	0
Equipment	18
Lightning	4
Misc.*	128

Total Fires

Total Acres

2010	360	145
2009	334	173
2008	455	175
2007	437	212
2006	500	473

(*Misc.: power lines, fireworks, electric fences, etc.)

ONLY YOU CAN PREVENT WILDLAND FIRE

Capital Area Mutual Aid Fire Compact



This annual report is prepared for the Board of Directors of the Capital Area Fire Compact as a summary of general activities for the 2010 calendar year. It is also forwarded to the Town offices of the Compact's member communities for information and distribution as desired.



The Compact provides 24/7 emergency dispatching service to its twenty member communities.

This service is delivered by the City of Concord Fire Department's Communications Center utilizing eight shift dispatchers and the Dispatch Supervisor. Fire and Emergency Medical dispatched calls totaled 20,774 in 2010, a slight increase from last year. We continue to be one of the busiest regional dispatch centers in New Hampshire. The detailed activity report by

community is attached.

The Compact's operational area remains at 711 square miles but shows a minor increase in resident population to 126,090. The Equalized Property Valuation as listed by the State of New Hampshire is 12.6 billion dollars. We regularly provide and receive automatic mutual aid responses with our member communities as well as to communities beyond our member area.

Mutual aid responses are based on type of call, geographic proximity, type of hazard, and time of day. This provides rapid response to our residents in need of emergency services.

The Chief Coordinator responded to 164 incidents in 2010, assisted departments with management functions on major incidents, participated with Chief Officers in mutual aid exercises, and assisted with response planning. He also serves on several state and regional committees that affect mutual aid operations. The 2007 Command Vehicle functions as a Command Post on mutual aid incidents.

The current officers of the Compact, elected in January 2010 are:

President, Chief Ray Fisher, Boscawen

Vice President, Chief George Ashford, Northwood Treasurer,

Chief Daniel Andrus, Concord

Secretary, Deputy Chief Matthew Hotchkiss, Northwood

Deputy Chief Matt Hotchkiss has served as the Compact Secretary the past two years. As of this writing Deputy Hotchkiss is preparing for a military tour of duty abroad. We look forward to his safe return. We thank and support all of our emergency members who serve in the protection of our nation.

Our Homeland Security grant project providing microwave control equipment of our remote tower base stations is being completed as we write this report. This upgrade provides reliable control of our communications equipment and will eliminate the use of some of the hard wire land lines currently in operation. It also provides constant monitoring of critical communications functions. In addition, it will provide redundancy of operations with our neighboring Lakes Region Mutual Fire Aid system.

The 2010 Compact operating budget was \$ 918,389. All Compact operations, including the Chief Coordinator's position, office, command vehicle, and dispatch services are provided through this budget. Funding is provided by the member communities.

The Training Committee, chaired by Assistant Chief Dick Pistey, with member chiefs Keith Gilbert, Gary Johnson, and Peter Angwin assisted all departments with mutual aid training exercises. Mutual aid drills involve several departments and test the system capabilities in fire suppression, emergency medical, mass casualty, rescue, hazardous materials, incident management, and personnel safety. We thank the Committee for their continued support.

The Central New Hampshire HazMat Team, represents 56 communities in Capital Area and Lakes Region mutual aid systems and is ready to assist or respond to hazardous materials incidents in our combined coverage area. The team is directed by Chief Bill Weinhold with three mobile response units and welcomes personnel interested in becoming members. Thanks to the team members for their dedication in providing this important emergency service.

We urge all departments to send representatives to all Compact meetings. Your input is needed and your members need to be informed of all Compact activities and planning. Thanks to all departments for your great cooperation. Please contact any Compact officer or the Chief Coordinator if we may be of assistance.

Dick Wright, Chief Coordinator
CAPITAL AREA FIRE COMPACT

ALLENSTOWN ~ BOSCAWEN ~ BOW ~ BRADFORD ~ CANTERBURY ~ CHICHESTER ~ CONCORD ~ DEERING ~ DUNBARTON ~ EPSOM
~ HENNIKER ~ HOOKSETT ~ HOPKINTON ~ LOUDON ~ NORTHWOOD ~ PEMBROKE ~ PITTSFIELD ~ SALISBURY ~ WARNER ~
WEBSTER

Cogswell Spring Water Works

In 2010 we concentrated on equipment repair and maintenance as well as some small projects as follows:

- ◆ Moved and insulated one hundred feet of six-inch water main so that the highway could repair the culvert on Western Avenue by the Police station.
- ◆ Installed one new fire hydrant on Western Avenue by the Oaks.
- ◆ Replaced two failed service lines
- ◆ Installed a water line to a new customer
- ◆ Responded to several water emergencies such as two large diameter water main breaks and broken pipes in homes caused by frozen conditions.

Two of the twenty-four routine bacteria samples had a positive result in 2010, I traced the problem back to the water storage tank on Depot Hill, which is leaking and is in need of sealing. When this happens I have to inject chlorine in the water to kill the bacteria. The water department may have to take the tank off line until the money is raised the repair it. The estimated cost to seal the tank is about One Hundred Fifty Thousand dollars, (\$150,000).

I have met with representatives from two different water meter companies and have handed that information over to the study committee appointed by the selectman/sewer commissioners.

Respectfully submitted by:
Norman R. Bumford, Superintendent

Cogswell Spring Waterworks Report of the Treasurer For the Year 2010			
Citizens Bank - Operating			
Beginning Balance			
1/1/2010			79,916.06
Received from Tax Collector	258,876.26		
Received from Town - Hydrant Rental	3,950.00		
Water Connection Fees	1,500.00		
Interest on Investment	154.67	264,480.93	
Wire Out to General Fund			-330,000.00
Ending Balance 12/31/2010			14,396.99

Wastewater Treatment Plant

In 2010 the Henniker Wastewater Treatment Plant processed 66 million gallons of wastewater and 91,000 gallons of septage, which produced 165 tons of biosolids. The biosolids were shipped to the Merrimack, NH Composting Facility for further treatment and ultimate disposal.

In keeping pace with our Capital Improvement Program, in September we requested bids for the replacement of our 34-year-old standby generator and automatic transfer switch (ATS) at the treatment plant. The project was awarded to J&D Power Equipment of Deerfield, NH for \$81,000. If everything goes as planned the new generator and ATS will be installed and operating by late spring 2011.

We applied for and received a grant for \$1,800 from Primex, the Town's risk management consultant. The grant was used to replace a 15-year-old gas meter used by wastewater employees for confined space entry.

In October we applied to renew our NPDES discharge permit, which allows us to discharge treated wastewater to the Contoocook River with certain restrictions and limits. Our present permit expires in April 2011. By submitting the renewal application complete and on time the conditions of our present permit will continue in force until our new permit is issued.

Respectfully Submitted:

Ken Levesque, Wastewater Superintendent
Chief Operator, Kurt Robichaud
Operator, Mike Colby

Henniker Wastewater Treatment Report of the Treasurer For the Year 2010			
Citizens Bank - Operating			
Beginning Balance 1/1/2010			474,917.01
Received from Tax Collector	490,636.37		
Received from State - Grant	16,708.00		
Received from Septage Disposal	3,912.80		
Received from Primex - Safety grant	1,833.00		
Received Miscellaneous Revenue	575.00		
Interest on Investment	582.40	514,247.57	
Wire Out to General Fund			-692,708.00
Ending Balance 12/31/2010			296,456.58

Highway Department

2010 Projects

- ◆ River Rd. – Culvert pipe at Black Brook was replaced with help from McComish Excavating, brush was trimmed back in the area of Shaker Hill Rd., drainage ditches were cleaned, and road was shimmed and repaved from Rt. 114 to the Hopkinton town line as well as short paved section of Shaker Hill Rd.
- ◆ Ramsdell Rd. bridge deck and sidewalk was washed and treated with linseed oil to help preserve the concrete from the elements. Trees and brush along the approaches to the bridge were trimmed to increase sight distance and provide more safety to motorists and pedestrians.
- ◆ Drainage pipe on Western Ave. near River Meadow Condos was repaired and new headwalls were added. This work was done by Hopkinton Forest and Land Clearing. New guardrail with updated EGERT end treatments were also installed. Tried to get the sidewalk part of the project done as well but found that more retaining wall was needed before the sidewalk could be built. Funding did not allow this extra work to be done at that time. Hopefully this will be completed in 2011.
- ◆ Drainage issue at The Oaks & Western Ave. was addressed. The pipe that went from the catch basin on the Oaks under the island and under Western Ave. then onto private property was in serious need of replacement. The pipe was replaced as a joint project by Connor Backhoe Service and the Henniker Highway Dept. A paved swale was added to direct water from Western Ave. to the catch basin.
- ◆ Sidewalks & street signs were cleared of brush. Sidewalks were cleaned of vegetation and sand once before Mother's day and again before Labor Day.
- ◆ Many gravel roads received new gravel to improve the driving surface. About 5,000 yards of gravel was processed at the Town's pit by Henniker Crushed Stone.
- ◆ Dust control was another big deal with the very dry summer. Calcium chloride was put out regularly on gravel roads with a high traffic count.
- ◆ Many routine maintenance jobs were done as well. These include the grading of gravel roads, cleaning of culvert pipe inlets/outlets and water turnouts, culvert pipe replacements, pothole patching, brush trimming, street sign repairs, etc.

Transfer Station/Recycling Center

2010 was again a busy year for maintaining parks and properties. Aside from completing all of our regular on-going grounds and building related tasks, we completed several other additional projects. Our regular on-going tasks include:

- ◆ Shoveling/sanding walkways and steps in front and back of the Town Hall, front and back of the Grange, front and back of the Tucker Free Library, front of the Police Department, front of the Historical Society, front and back of the Community Center and the steps from Main Street to the riverside parking lot.
- ◆ Mowing and trimming grass at all town facilities, parks and athletic fields. This includes roughly 17 acres of grass to be cut each week (with athletic fields requiring twice a week cutting at certain times of year).
- ◆ Leaf removal from around all town buildings and parks.

Transfer Station/Recycling Center (continued)

- ◆ Various duties at town buildings including setting up chairs for events at the Community Center, moving boxes in the Town Hall, light carpentry and plumbing tasks, changing between summer and winter doors at the library, and installing and removing 8 A/C units at Town Hall.

Our main special project for 2010 was to repair and repaint the interior of the Grange building. Broken ceiling tiles were replaced, plaster on the walls was repaired, trim was added or repaired and everything from the ceiling to the trim was repainted in the same color scheme as the Town Hall interior.

Other special projects included fixing the large washout in the path in Azalea Park (with assistance from the Highway Departments Scott Davison), scraped, primed and painted a section of the Town Hall that was peeling badly, cleared brush along the Old Concord Road side of the soccer fields to expose the old stone wall and improve visibility, participated in a large scale clean up of the Town Hall second floor area, placed a ground plaque at the Bound Tree descendant by Town Hall, and repaired a small section of the Grange roof.

2010 was a year of some changes for the Transfer Station/Recycling Center. Bob Pennock, a.k.a. Captain Trash, retired in October after 19 years of service as Superintendent at the Transfer Station. He and his wife have gone south for the winter in their RV and plan to travel to exotic destinations in it next year. We wish them all the best. Bill McGirr has replaced Bob as the superintendent with Pete Fernandes as Assistant Superintendent and Marc Boisvert as Attendant. Nate Harrison and Donna MacMillan are part time employees at the facility.

For 2010, we shipped 1814.36 tons of trash to the incinerator. This is significantly less than the 3143.72 tons we shipped in 2009. This shortfall is due to the fact that one of the local commercial trash haulers no longer delivers Henniker commercial trash to the Penacook incinerator but instead delivers it elsewhere. The Town of Henniker is therefore not responsible to pay for this trash and it has been a significant budget reduction for us, currently a \$55,000 reduction for this year.

Our recycling rate at the transfer station for 2010 was 31.9%. When we factor commercially hauled trash into the equation (where we have no control as to what gets recycled), our recycling rate fell to 24.2%.

Recycling revenue for 2010 was much improved over 2009 as recycled materials markets rebounded nicely and are again approaching record levels as in 2008. Gross recycling revenue for 2010 was \$42,653 as compared to \$21,869 for 2009. When you factor in our avoided cost by recycling of \$43,538, recycling gained us \$86,191.

We sent out 30 loads of C&D /building debris with a total weight of 312.3 tons, at a cost of \$27,244 for disposal and transportation. All of these quantities were down from 2009. Our average container weight was 10.41 tons so our backhoe is still paying for itself by allowing us to pack more material into a container than we used to be able to do with a loader.

We have installed a floor scale to weigh our recyclables on site so we can ensure accurate payments. We have moved our recycling balers around a little to make our operation more efficient. Signage is being improved to help alleviate any confusion where items should go. We began crushing our own glass again with the glass crusher we bought many years ago. This will save us money and produce a useful product. If anyone has a use for processed glass aggregate for drainage material or bedding material for pipes, walkways etc., please let us know and we will glad to provide it.

Transfer Station / Recycling Center (continued)

Lastly, I would like to stress the importance of increasing the amount of material that we recycle in Henniker. While our recycling rate for solid waste that passes through the Transfer Station is pretty good, it could always be a lot better. We will be disseminating more information in the coming months to increase people's awareness of the revenue potential and cost savings that can be achieved by recycling more. To those of you who currently recycle, we say THANK YOU! To those who currently do not recycle, a little "food for thought", recycling is one way for every taxpayer to directly influence the tax rate for the town, i.e., the more we recycle, the less expensive it is to operate the Transfer Station and the more revenue the Transfer Station can generate to help offset taxes.

Respectfully submitted,
William McGirr, Superintendent

Solid Waste Disposal Committee

The Henniker Solid Waste Disposal Committee was created in May 2008 by the Board of Selectmen to investigate and report on the options available to the Town for the disposal of its solid waste, including recyclables. The purpose of the Committee was not to develop policy, but to provide data and information that the Selectmen can use when making decisions about policy and operations at the Henniker Transfer Station and Recycling Center.

The Committee of nine citizens met more than 35 times over a two-year period and completed an extensive report that was presented to the Board of Selectmen on July 13, 2010. The report reviewed the history of solid waste disposal in Henniker, described the existing operation in some detail, and presented several options for change. As the Committee saw it, there are several options for change at the Transfer Station that the Town might pursue.

The option which would lead to the largest reduction in the Town budget is some type of Pay-As-You-Throw system, in which there is a charge for disposing of trash that goes to the incinerator, but no charge for disposing of recyclable materials. Other options are single-stream recycling (all recyclable materials mingled together), mandatory recycling, and some type of curbside pickup. For more information, refer to the full report which is available on the Henniker.org website, under Reports and Publications.

Following presentation of the report, the Committee in September held an informational meeting at the Community Center, at which it presented a review of the report, and took questions and comments from the audience of approximately sixty citizens. A survey conducted at the meeting indicated a consensus for change at the Transfer Station, but no consensus as to which option, or combination of options, would be best for the Town. The report and the results of the informational meeting are now in the hands of the Selectmen.

Respectfully submitted:
John V. Kjellman
Former Chairman

2010 Recycling Results

Items	Weight (tons)	Gross Revenue	Avoided Cost
Used Clothing (estimate)	25	n/a	\$1,552.50
Plastics	12.2	\$2,958.32	\$757.62
Cardboard/Newspaper	118.1	\$13,525.60	\$7,334.01
Glass	119.75	n/a	\$7,436.48
Magazines	105.66	\$5,796.60	\$6,561.49
Aluminum Cans	5.74	\$4,753.40	\$356.45
Metal	88.37	\$14,418.79	\$5,487.78
Tin Cans	12.98	\$1,133.49	\$806.06
Auto Batteries (estimate)	7	n/a	\$434.70
Propane Tanks (estimate)	5	n/a	\$310.50
Refrigerators, AC, Dryers, Stoves etc. (estimate)	31	n/a	\$1,925.10
Swap Shop (estimate)	27	n/a	\$1,676.70
Leaves (estimate)	7	n/a	\$434.70
Brush/Clean wood-burn pile (estimate)	n/a	n/a	\$0.00
Computers	12.965	n/a	\$805.13
Used Oil (gallons)(estimate)	2300	na	\$7,622.00
Used cooking oil	0.475	\$66.50	\$29.50
Rechargeable batterys & cell phones	0.12	N/A	\$7.45
Totals	578.36	\$42,652.70	\$43,538.16
Other Monies Received			
Permits		378.00	
Disposal Fees and Recycling Net Revenue		47,632.73	
Household Haz. Waste \$ from other towns		9,650.00	
Household Hazardous Waste- NH Grant (estimated)		2,000.00	
Haulers Fee		27,391.43	
State of NH Used Oil Grant		1,507.98	
Total Revenue		88,560.14	
Total Unexpended 2009 Budget		95,442.00	
Subtotal		184,002.14	
Total Avoided Cost		43,538.16	
Grand Total		227,540.30	

(This is a conservative number.)

Tucker Free Library

All areas of service at the Tucker Free Library have seen an increase in use over the record highs of last year. This includes an increase in books checked out, increased use of the Internet, and an increased use of online resources and downloadable materials. Fueling this sustained higher use is a service philosophy that promotes the creation and offering of services that the community is looking for. Library staff have partnered with White Birch, offering story times for their preschool children. TFL staff have applied for and received grants to host New Hampshire Humanities Council speakers. Entertainers for our summer reading program have been made possible through a Kids, Books, and Art Grant. Additionally, a new user-friendly online catalog, puppet shows, after school programs, an adult summer program, and a computer for parents are a few of the new services that the Tucker Free Library introduced this year.

The new library circulation system was funded through the expendable trust for a new catalog which was approved by voters in 2007 and 2008. Over the past several years, many different packages were explored before finally opting for a system that offers many new and exciting features for our patrons. The cost of the new system, including an annual software subscription, as well as hardware to support the change, was \$4859.30. This system models the latest online innovations offering a service paradigm that didn't exist three years ago. These innovations include book cover art, reviews, and many customizable options that give our patrons more choices! Check out the new catalog at tuckerfreelibrary.org.

Staff members spent substantial time this past fall and winter reorganizing the physical layout of both the Main Floor and the Children's Room. On the Main Floor the small genre collections were integrated into the fiction stacks, and the biographies were integrated into the non-fiction stacks to create an easier to use, consolidated collection. The Children's Room has been made more "kid-friendly" with the introduction of collection areas. Research supports that children come to the library to browse a subject; they are not necessarily looking for books by a particular author. When small children come to the library they want books on trucks, trains, ballerinas, animals, and dinosaurs. To this end, our Children's Room collection was organized into categories. For example, both fiction and nonfiction books on trucks will now be located on the same

shelf making the search for books and the learning process more intuitive for youngsters. Connecting our collection to the specific interest of children and their parents means that our library is responding directly to the community's needs and empowering our users to explore, learn, and take full advantage of the collection!

Enhancements to the computer infrastructure have also been made. Internet computers were added to the Main Floor and additional outlets were installed to allow more people to plug in their laptops to take full advantage of the TFL wireless system. As more parents were coming to the library to use our Internet service with their children in tow, we want to provide a more positive experience for all. We've accomplished this by locating a computer downstairs in the Children's Department for the exclusive of parents. Now children can work on a puzzle, color a picture, or read a book while their parents do their computer work. The number of middle school students coming in after school to use the library computers has also increased. To alleviate the competition for the four computers on the Main Floor, two computers were added to the J-Room for the use of these students. We are strictly enforcing the policy that all the computers on the lower level are reserved for use by parents with children and/or children with parents. If a child is in fifth grade and up they can use the Internet without parental supervision but with a signed Internet Use Permission Form otherwise they must be supervised by a parent or a delegated guardian.

The Friends of the Tucker Free Library funded two projects this year. Not only did they pay for the various programs offered through the summer reading program, they also provided a special donation to allow our children's librarian to build a multi-use puppet theater. This theater will serve as an integral component for the Tucker Free Library preschool program, and starting in February 2011, kids who participate in the after school program will have an opportunity to build puppets, write puppet shows, and then perform the shows.

Building Improvements – Completed

- Windows on the south side of the Main Floor were refurbished by Jon Routon. This project included the removal of the windows, scraping and painting the exterior sides, installation of weather stripping, and replacing the disintegrating ropes with brass fixtures. Cost: \$3,299.
- Our security system was enhanced with the installation of panic strobes and audible signals between floors of the library. Cost: \$1,475.

Tucker Free Library (continued)

- The circulation station in the Children's Room was replaced with the larger circulation desk that was in the lower room. The employees of the Transfer Station moved the desk and performed a few cosmetic enhancements to it. Not only did this relocation create a more official and efficient circulation area in the Children's Room, the removal of the large desk from the lower level allowed more open space so many of our summer programs could be held in that area with little interruption in the operation of the library. Cost: \$36.04.
- Several people made anonymous donations while others donated time, services, and materials to remedy the drainage issues on the north side of the building. Mark Moser donated his civil engineering expertise. Denise Rico of Terra Design dug the trench and set the drains. Dennis Lanphear of Stone Falls Garden provided greatly discounted materials for planting. Cost: \$1,700, of which all but \$200 was covered with donations.
- Finally, the Garaventa Lift required some significant repairs. Cost: \$1,364.

Building Improvements – Outstanding

- Exterior trim and windows need to be painted. Because of new federal regulations that went into effect in April of 2010, the labor and associated costs of this project will have changed significantly enough that a new quote will have to be obtained. The quotes received prior to this change ranged from \$7,500 to \$11,487.
- Carpeting on both floors needs to be replaced.
- Enhanced video surveillance in the building to cover unstaffed/secluded areas. Quote: \$11,468.

Donations and Trust Funds

Thank you to the patrons who donated \$254.11 to the library by dropping their loose change into the donation boxes at our circulation desks! In addition to this support we also received donations from:

*Anonymous donations for repair of building leak
and landscaping work*

Edythe Clark

*Alicia MacLeay for Martha Kjellman Nemiccolo
for the Mary Kjellman Fund*

Scent-sations, Inc. for Samantha Turschman

*Amy Patenaude & Charlie Gunn in memory of
Brian Patenaude*

*Amy Patenaude & Charlie Gunn in memory of Jim
Connor*

*Kathy & Stuart Patenaude in memory of Brian
Patenaude*

Kathy & Stuart Patenaude in memory of Jim Connor

Anne Sayce for the General Fund

*Richard & Lorraine Edmunds in memory of Brian
Patenaude for the Robert N. Fitch Fund*

*Kathy and Stuart Patenaude in memory of Al Meade
and Bernie Walker*

Martha Neciccolo for the Mary Kjellman Fund

Rebecca & Peter Josephson for the General Fund

*Carolyn and Rodney Patenaude in memory of Brian
Patenaude for the Robert N. Fitch Fund*

Becky Holmes for the Francis O. Holmes Fund

John Echternach & Judi Englander for General Fund

*Ellen Chase-Lucard in honor of Marc Lucard for
Audio Fund*

Proceeds from established funds continue to greatly benefit the operation of the library and also allow the purchase of equipment, books, and media in specific categories. These funds include: Marjorie B. Bennett Fund, Scott J. Berry Fund, Anna L. Childs Fund, D&W and E.L. Cogswell Fund, L.A. Cogswell Fund, Willis Cogswell Fund, Alice Colby Fund, James W. Doon Fund, Robert N. Fitch Fund, Francis O. Holmes Fund, A.D. Huntoon Fund, Mary F. Kjellman Fund, Henry Preston Fund, George W. Tucker Fund, Walter K. Robinson Fund, Helen M. Cammett Fund, and the Ann S. Soderstrom Fund.

Submitted on behalf of the Trustees
of the Tucker Free Library
by Lynn M. Piotrowicz, Director.

Tucker Free Library (continued)

2010 Circulation Statistics

Circulation	33,896
Downloadable Audio Books	1,388
ILL Requests Made of Tucker Free Library*	678
ILL Requests Made For Tucker Free Library	634
TOTAL	35,918

Total Patrons	3,325
New Patrons	185
Non-Resident Patrons who pay \$50 annually	3
Internet Usage**	2,548
Tumbleweed Books for Kids -- Online Site for books	20,758

* Include in CIRCULATION

** Not including wireless users

Circulation by Patron Type

	# PATRONS	CIRCULATION
Adult Residents	2,101	24,200
Home Delivery	1	15
Interlibrary Loan	192	678
Juvenile Residents	960	6,387
NEC Staff	7	86
NEC Students/Residents	11	73
NEC Students	20	92
Non-residents	3	395
Provisional	2	40
SAU 24 Full Time Staff	22	70
Tucker Free Library Staff	6	2,416

Material Statistics

Category	Purchased	Gifts	Total
Adult	1,064	78	1,142
Junior	253	16	269
Young Adult	206	10	216
Early Readers	309	23	332
	1,832	127	1,959

Tucker Free Library (continued)

Value Added Calculator

Library Service	Service Cost	Based On...	2010 TFL Use	Value to Henniker
Books -- Adult Collection	\$ 27.00	Amazon.com average price	11,783	\$ 318,141.00
Books -- Paperback Collection	\$ 8.00	Amazon.com average price	93	\$ 744.00
Books -- Early Readers Collection	\$ 20.00	Amazon.com average price	8,097	\$ 161,940.00
Books -- Junior Room Collection	\$ 20.00	Amazon.com average price	2,931	\$ 58,620.00
Books -- YA Collection	\$ 20.00	Amazon.com average price	8,561	\$ 171,220.00
Magazines Borrowed	\$ 3.50	Average newstand price	2,121	\$ 7,423.50
Movie -- Adult Collection	\$ 22.00	Average price to purchase movie	2,928	\$ 64,416.00
Movie -- Early Readers Collection	\$ 22.00	Average price to purchase movie	802	\$ 17,644.00
Movie -- Junior Room Collection	\$ 22.00	Average price to purchase movie	879	\$ 19,338.00
Audio Books -- Adult Collection	\$ 80.00	Average price to purchase unabridged	1,407	\$ 112,560.00
Audio Books -- Downloadable Collection	\$ 80.00	Average price to purchase unabridged	1,388	\$ 111,040.00
Audio Books -- Early Readers Collection	\$ 80.00	Average price to purchase unabridged	78	\$ 6,240.00
Audio Books -- Junior Room Collection	\$ 80.00	Average price to purchase unabridged	105	\$ 8,400.00
Interlibrary Loans	\$ 30.00	Amazon.com price plus shipping	1,212	\$ 36,360.00
Adult Program Attendance	\$ 10.00	Adult admission to museum/event	574	\$ 5,740.00
Children's Program Attendance	\$ 6.00	Child's admission to museum/event	837	\$ 5,022.00
Number of computer users	\$ 45.00	Monthly cost for home internet	2,548	\$ 114,660.00
Hours of computer use	\$ 12.00	FEDEX/Kinkos price per hour	13,468	\$ 161,616.00
				\$ 1,381,124.50
			Appropriation 2010	\$ 190,804.00
			VALUE/Appropriation \$ 2010	\$ 7.24
			VALUE/Appropriation \$ 2009	\$ 7.06
			VALUE/Appropriation \$ 2008	\$ 5.01

Tucker Free Library (continued)

TUCKER FREE LIBRARY TREASURER'S REPORT				
For Year Ending December 31, 2010				
REVENUE				
January 1, 2009 Balance			\$8,626.72	
Trustees of Trust Funds--paid out			\$11,857.95	
Trust Fund Revenue (Willis Cogswell)			\$13,876.48	
Interest on Operating Account			\$28.58	
Donations/Memorials			\$1,570.00	
Copy Machine Revenue			\$583.65	
Overdue Book Contributions			\$263.10	
Overdue DVD Revenue			\$1,117.00	
Sale of Books			\$75.05	
Sale of book bags			\$6.00	
Grants			\$709.00	
SRC Friends			\$482.33	
Non-Resident Fee Revenue			\$150.00	
Replacement Card Fees			\$15.00	
Certified Letter Fees			\$15.00	
Service Charge Fee			\$5.00	
Donations to Established Trusts			\$600.00	
Reimbursements/Books,Videos,Audios			\$522.01	
Reimbursement for other expenses			\$50.48	
Town of Henniker--Appropriation 2010			\$185,062.75	
From expendable trust--Library Card Catalog Funds			\$4,859.31	
		TOTAL	\$230,475.41	
EXPENDITURES				
Books			\$17,754.22	
Audiotapes/books			\$1,963.53	
DVDs			\$1,279.33	
Periodicals			\$1,551.44	
Supplies			\$3,956.39	
General Maintenance and Building Improvements			\$15,105.08	
Technical Maintenance			\$880.00	
Meetings/Memberships			\$306.02	
Programs			\$2,961.49	
Utilities			\$11,987.99	
Bank Fees			\$162.08	
Equipment			\$2,411.87	
Transfer trust donations to Trust funds			\$600.00	
Landscaping			\$1,500.00	
Library Card Catalog Migration			\$4,859.31	
Salaries and benefits			\$151,634.75	
		TOTAL	\$218,913.50	
REVENUE OVER EXPENDITURES				\$11,561.91
RESERVED FUNDS				
Restricted memorial funds/donations		\$1,075.00		
Vivian Allen		\$1,086.82		
Beres Fund		\$2,000.00		
		TOTAL	\$4,161.82	
UNEXPENDED/UNRESERVED TRUST FUNDS				\$7,400.09

Tucker Free Library (continued)

2010 TOWN TRUST FUNDS RECEIVED			
L.A. Cogswell			\$1,623.98
Dr. Francis O. Holmes			\$108.06
D.W. & E. Cogswell			\$1,052.32
A.D. Huntoon			\$72.01
Marjorie B. Bennett			\$699.46
Scott J. Berry			\$124.99
Mary F. Kjellman			\$144.30
James W. Doon			\$58.23
Preston Fund			\$732.55
Alice V. Colby			\$21.66
George W. Tucker			\$6,884.47
Robert N. Fitch			\$335.52
Walter K. Robinson			\$0.00
		TOTAL	\$11,857.55
BALANCE OF MEMORIAL FUNDS			
Marjorie B. Bennett			
Balance December 31, 2009			\$482.16
Interest received			\$699.46
Expended			\$470.93
Donations to trust fund-2010			\$0.00
Transfer to trust fund -2010			<u>\$0.00</u>
Balance December 31, 2010			\$710.69
Scott J. Berry			
Balance December 31, 2009			\$202.15
Interest received			\$124.99
Expended			\$67.09
Donations to trust fund-2010			\$0.00
Transfer to trust fund -2010			<u>\$0.00</u>
Balance December 31, 2010			\$260.05
Helen M. Cammet			
Balance December 31, 2009			\$5,001.13
Interest received			\$95.98
Expended			\$0.00
Donations to trust fund-2010			\$0.00
Transfer to trust fund			\$0.00
Balance December 31, 2010			\$5,097.11
Robert N. Fitch			
Balance December 31, 2009			\$0.00
Interest received			\$335.52
Expended			\$335.52
Donations to trust fund-2010			\$400.00
Transfer to trust fund -2010			<u>\$400.00</u>
Balance December 31, 2010			\$0.00
Francis O. Holmes			
Balance December 31, 2009			\$138.63
Interest received			\$108.06
Expended			\$222.84

Tucker Free Library (continued)

	Donations to trust fund-2010		\$100.00	
	Transfer to trust fund -2010		<u>\$100.00</u>	
	Balance December 31, 2010		\$23.85	
Mary F. Kjellman				
	Balance December 31, 2009		\$190.62	
	Interest received		\$144.30	
	Expended		\$286.11	
	Donations to trust fund-2010		\$100.00	
	Transfer to trust fund -2010		<u>\$100.00</u>	
	Balance December 31, 2010		\$48.81	
James W. Doon				
	Balance December 31, 2009		\$83.59	
	Interest received		\$58.23	
	Expended		\$15.71	
	Donations to trust fund-2010		\$0.00	
	Transfer to trust fund -2010		<u>\$0.00</u>	
	Balance December 31, 2010		\$126.11	
Walter K. Robinson				
	Balance December 31, 2009		\$0.00	
	Interest received		\$0.00	
	Expended		\$0.00	
	Donations to trust fund-2010		\$0.00	
	Transfer to trust fund -2010		<u>\$0.00</u>	
	Balance December 31, 2010		\$0.00	
Ann Soderstrom				
	Balance December 31, 2009		\$189,147.45	
	Interest received		\$3,595.92	
	Expended		\$0.00	
	Donations to trust fund-2010		\$0.00	
	Transfer to trust fund -2010		<u>\$0.00</u>	
	Balance December 31, 2010		\$192,743.37	
TOTAL OF MEMORIAL FUNDS RESERVED				\$199,009.99
Anna L. Childs Memorial Fund				
	Balance January 1, 2009		\$7,183.38	
	Interest Received		\$54.06	
	Expended		\$0.00	
	Donations to trust fund-2009		<u>\$0.00</u>	
	Balance December 31, 2010		\$7,237.44	

Land Use Coordinator Report

BOOKINGS: The Community Center was booked just over 300 times in 2010. These bookings included public & private events, church meetings, town committee meetings, cheerleading, weddings, birthday parties, concerts, archery classes, family movie nights, holiday celebrations, community presentations, support groups, exercise classes, etc. The booking calendar went online in 2010 and is now available on the town website for all to see. The athletic fields were also rented out to various groups, including John Stark United (a private soccer organization), New Hampshire Soccer Conference, and John Stark High School Girl's Lacrosse, bringing in \$3,725 of revenue.

History of Land Use Permits Issued						
YEAR	2010	2009	2008	2007	2006	2005
Commercial	7	7	10	6	6	5
New Homes	3	4	8	7	17	33
Demolition	4	2	4	3	3	5
Additions	5	2	9	10	10	10
Other*	14	28	25	31	29	44
SUBTOTAL	33	43	56	57	65	97
Electrical only**	23	21	26	**	**	**
Plumbing only**	16	9	9	**	**	**
Sign Permits (temp.** & perm.)	21	19	29	22	23	23
Driveway Permits	8	8	16	28	23	34
Trench Permits**	25	8	18	8	13	11
Assembly Permits**	5	6	3	**	**	**
TOTAL	131	114	157	115	124	165
REVENUES:	\$2,825.45	\$3,356.61	\$3,661.04	\$3,235.74	\$7,261.88	\$13,038.68
* Includes rebuilding after fire, shed, general renovations, decks, swimming pool, solar panel installation and dormers.						
** There is no charge for these permits, \$0.						

OUTLOOK: The town's quarterly newsletter, known as "The Outlook", lost funding in 2010 and went from paper and postal mailing to online only. It is now an online "event listing" that can be seen at the town's website www.henniker.org. It is updated regularly by staff. Be sure to check out the new website and sign up for occasional e-mails from the town.

BUILDING PERMITS: In 2010 we welcomed a new building inspector, Jim Shulz of New Ipswich. Jim brings not only education and experience by also a new level of professionalism to our building permits office. Reminder, the State of New Hampshire implemented a statewide building code a couple of years ago. Everything is to be built in accordance with the International Building Code or International Residential Building Code. We have copies of the code at Town Hall. You are welcome to stop by to look through the code books. Our inspector, Jim, is also available to answer any questions you may have. Also, the state adopted a new Energy Code in 2010 in an effort to make future buildings much more energy efficient. If you have any questions about the type of insulation, doors or windows now required please give us a call or send an email to landuse@henniker.org.



LEFT TO RIGHT: Cynthia Marsland (Assessing), Jim Shulz (Building Inspector) and Nicole Gage.

PLANNING / ZONING: Our office can also help you with any questions regarding proper zoning or coming before the planning board for subdivisions or site plan reviews, excavation regulations, and more. For more information, please see the Reports of the Planning Board and Zoning Board of Adjustments contained within this year's Annual Report.

Respectfully submitted,
Nicole Gage
Land Use Coord. / Exec. Secretary

Zoning Board of Adjustment



ABOVE: Mark Fougere of Fougere Planning and Development Inc. oversees both the Planning Board and Zoning Board of Adjustments as the town's Planning Consultant.

The Henniker Zoning Board of Adjustment meets the third Wednesday of each month to act upon applications for special exceptions, variances, and/or administrative appeals. Statutes drafted by the New Hampshire Legislature and case law interpreting those statutes handed down by the New Hampshire Supreme Court governs the Board's actions in all three areas.

Variances from a Town Zoning Ordinance can be granted under N.H. Revised Statute 674:33 and Henniker Ordinance 133-59, when the Board is satisfied that the variance is not contrary to public interest, granting the ordinance reflects the spirit of the ordinance, granting the variance will result in substantial justice, will not diminish surrounding property values and denying the variance would result in unnecessary hardship. The Board makes factual findings with respect to these statutory criteria based upon evidence submitted by the applicant and that presented by town residents at the public hearing.

Special Exceptions can be granted under N.H. Revised Statute 674:33 when the Board is satisfied that the exception is in harmony with the general purpose and intent of the zoning ordinance; the site is appropriate for the requested relief; the use is allowed by special exception under our zoning; the use will be compatible with neighboring land use; the requested

use will not create undue traffic or impair pedestrian safety; the request is in the public interest; the proposed use will not create a hazard or constitute a nuisance. Henniker Ordinance 133-62.

In calendar year 2010, the downturn in the economy and the real estate market in particular, greatly reduced the number of applications submitted to the Board. The Board was presented with three applications. Two of those involved special exception, both of which were granted. The third contested hearing involved an administrative appeal of a building permit denied by the Selectmen. The Zoning Board approved the decision issued by the Board of Selectmen. That case was then appealed to the New Hampshire Supreme Court, where it is still pending. In 2010, the Zoning Board's decision to grant a variance to AT&T, to install a 135-foot telecommunications tower on the Old Hillsboro Road was affirmed by the New Hampshire Merrimack Superior Court.

Doreen Connor,
Chairman

Planning Board

2010 was a quiet year for planning board. We had some board changes including the appointment of Rick Patenaude to Vice Chair and the loss of Thomas Howard and Dale Jennings as alternate members. Leon Parker replaced Ron Taylor as the Select board's representative.

Trending with today's unfortunate real estate market, 2010 was a slow year for subdivisions in Henniker with only one major subdivision of four lots and two minor subdivisions. We put our free time to use by completing a long overdue revision of the town gravel regulations.

Site Plan applications kept us busy in between and included the following approvals: a 4,800 square foot addition to the Henniker Farm and Country Store to allow for expansion of retail space; Cousineau's Valley Chipping company was approved for a 5,000 square foot landscape supply store; Four Seasons Landscaping site



ABOVE: Planning Board Chair Kristin Claire and Vice-Chair Rick Patenaude.

Planning Board (continued)

plan was amended to allow for small weddings and events to be held at their perfectly restored rail road depot; The Henniker Congregational Church was approved for expanded parking on Gould Street; Pat's Peak existing site plan was amended to allow for replacement and relocation of a small ski patrol building; and New England College was approved to add a pellet boiler and silo to the existing Science Building as part of the recommendations from an energy study.

As always, I want to express my deep appreciation to the board members who voluntarily give their time and expertise to the Town of Henniker.

Kristin Claire
Planning Board Chair

Conservation Commission

The Henniker Conservation Commission consists of seven volunteer members appointed by the Selectmen to 3 year terms. The Commission was established to provide "for the proper utilization and protection of the natural resources and for the protection of watershed resources of town." ([NH RSA 36-A](#)). The Commission is the only local board specifically charged to protect the natural resources of the town.

The following is a list of activities undertaken in 2010 by the Conservation Commission in endeavoring to carry out its responsibilities to the community:

In February, we were delighted by enthusiastic and informative presentations by John Stark Regional High School on some town owned properties. Seventeen juniors and seniors from the Environmental Science class and 110 sophomores made multiple trips to these lots during the previous fall semester. They conducted formal surveys of trees, amphibians, and mammals and collected informal data on the hydrology of each site.

In March, the Commission hosted a well attended presentation at the Henniker Community Center, on the Mink Hills, a 26,800-acres area stretching across the towns of Henniker, Warner, Bradford, and Hopkinton, rich in history, forest products, wildlife habitat, and public recreation opportunities. Coyote, bobcat, deer, fox, and other creatures, some rare, depend upon the Mink Hills unfragmented forests, wetlands and seasonal streams for survival. The Mink Hills are a high priority conservation area for the Society of the Protection of NH Forests (SPNHF), the Quabbin-to-Cardigan (Q2C) Initiative, and the NH Department of Fish and Game's Wildlife Action Plan.

Throughout the year the Commission reviewed, performed site visits in relation to, and provided comments to DES on numerous permit applications, including wetlands, shoreland, and alteration of terrain. We also reviewed and performed site visits relative to planning board applications, zoning board of adjustment (ZBA) special exception requests, and forestry cuts with the potential for wetlands impacts, and provided comments to the planning board, ZBA, and DES respectively.

Land conservation continues to be an important part of our activities. The Piscataquog Land Conservancy (PLC) holds a conservation easement on 107.1 more acres this year thanks to the generous donation of local landowners. The Commission's conservation fund was used to cover the PLC's stewardship fees.

In October, the Conservation Commission conducted its 11th annual water quality monitoring of the Town's lakes and ponds and from late May through early October, we monitored phosphorous inputs into French Pond with the assistance of a New England College intern who collected samples from French Pond tributaries. This was the first summer in five years that a cyanobacteria bloom did not occur in French Pond, but the potential for these blooms continues to be a concern. The Commission continues to work with the French Pond Watershed Association on how to implement and fund the watershed management and mitigation plan mandated by the NH Dept. of Environmental Services in order to address phosphorus loading into French Pond.

Our subcommittees have continued their work. The Open Space Subcommittee hosted informational meetings with landowners and the Society for the Protection of NH Forests on the value and benefits of land conservation and

Conservation Commission (continued)

drafted a Henniker Open Space Plan, which the Conservation Commission is currently reviewing. The Water Resources Subcommittee is continuing to review and update the Town's Water Resources Management Plan.

We welcomed a new member this year, Mike Peck, to fill one of our alternate spots. We appreciate his participation and would welcome your participation too! Please attend any of our meetings – we meet at the Grange at 7 p.m. on the 1st and 3rd Wednesday of every month. Please consider volunteering – we have opening for additional alternate members.

Respectfully submitted by
Holly Green, Chair

Central N.H. Regional Planning Commission

CENTRAL NEW HAMPSHIRE REGIONAL PLANNING COMMISSION
28 Commercial Street Suite 3 ~ Concord, New Hampshire 03301
phone: (603) 226-6020 ~ fax: (603) 226-6023 ~ internet: www.cnhrpc.org

Established in accordance with state law, the Central New Hampshire Regional Planning Commission (CNHRPC) is a voluntary association of 20 communities in Merrimack and Hillsborough Counties. The Town of Henniker is a member in good standing of the Commission. Jim McElroy and Scott Osgood were the Town's representatives to the Commission in 2010.

The Commission's mission is to comply with State statute by preparing and adopting regional plans and a regional housing needs assessment and by evaluating developments of regional impact, to provide data, information, training, and high-quality, cost-effective services to our member communities, to advocate for our member communities and assist and encourage them in intermunicipal endeavors, and to coordinate our efforts with the other regional planning commissions in New Hampshire.

In 2010 the Central New Hampshire Regional Planning Commission undertook the following local and region-wide activities:

- ◆ Provided technical assistance services for member communities, including zoning ordinance updates, workforce housing ordinance creation, grant writing assistance, access management plan preparation, and capital improvement program (CIP) development.
- ◆ Initiated assistance to the Suncook River Community Planning Team through funding and local match provided by New Hampshire Homeland Security and Emergency Management (NH HSEM) and the New Hampshire Department of Environmental Services (NH DES).
- ◆ Provided assistance to local communities in the development of local hazard mitigation plans.
- ◆ Conducted over 250 traffic counts throughout the region. Based on individual requests, these counts can consist of volume, speed, vehicle classification and direction.
- ◆ Undertook energy planning assistance to local communities through the New Hampshire Energy Technical Assistance and Planning Program (ETAP) using ARRA funding provided through the NH Office of Energy and Planning.
- ◆ Initiated the preparation of the 2013-2022 Regional Transportation Improvement Program (TIP). Information related to the TIP update process can be found at www.cnhrpc.org/transportation/transportation-improvement-program-tip.html.
- ◆ Completed an update of the Regional Coordinated Transit and Human Services Transportation Plan and provided staff support during the formation of the Region 3 Regional Coordinating Council (RCC).

Central N.H. Regional Planning Commission (continued)

- ◆ Coordinated the activities of the CNHRPC Transportation Advisory Committee (TAC). Scott Osgood is the Town's representative to the TAC.
- ◆ Provided assistance in eleven communities (including Henniker) with Safe Routes to School (SRTS) projects including grant writing, comprehensive travel plan preparation, and technical assistance for infrastructure projects.
- ◆ Worked with representatives from Salisbury, Webster, Hopkinton, and Henniker to establish the Currier and Ives Scenic Byway Council and complete the Corridor Management Plan.
- ◆ Compiled information regarding the availability of broadband internet services throughout the region through funding provided by the National Telecommunications and Information Administration (NTIA).
- ◆ Continued to acquire, update, and utilize Geographic Information Systems (GIS) data for planning, cartography, and analysis across all projects. CNHRPC staff updated multiple GIS data layers and base maps, including roads layers for communities in the region.
- ◆ Worked closely with the Contoocook and North Branch Rivers Local Advisory Committee (CNBRLAC), and the Southwest Regional Planning Commission to update the Contoocook and North Branch Rivers Management Plan.
- ◆ Provided continuing technical assistance to the Upper Merrimack River Local Advisory Committee (UMRLAC), specifically working to undertake the Upper Merrimack Buffer Protection Study.
- ◆ Continued to host and provide staff support to "PATH" - Program for Alternative Transportation and Health - which encourages and provides incentives for people to rideshare, bicycle, walk, or take transit to work. More information on PATH can be found at www.path-nh.org.

For additional information, please contact the CNHRPC staff or visit us at www.cnhrpc.org. CNHRPC Commission meetings are open to the public and interested citizens are encouraged to attend.

Azalea Park / Riverwalk Committee

2010 was a busy planning year for the committee as we expanded our membership, studied options for Azalea Park work, sought out professional advice and began working on the Riverwalk concept. We continue to talk with the team working on the NEC Alumni Park project to look for any opportunities for cooperation.

The most complex portion of the Azalea Park renovation involves substantial, and potentially dangerous, erosion of the riverbank. Over the summer the town highway crew repaired a blocked culvert pipe, eliminating a dangerous washout on the trail through the park and reducing siltation into the river. The summer's low water levels allowed the committee, assisted by Jenn McCourt of McCourt Engineering, to do a thorough viewing of the riverbank. We were able to identify areas where bank erosion needs to be addressed and areas where vegetation is holding the bank well. The committee then studied options for riverbank stabilization using native rock and plantings presented by the Army Corps of Engineers as part of their community assistance services. Members of the committee also viewed a video of an Army Corps project in New York and visited another of their projects in Andover, NH, both of which use some of the techniques suggested for Azalea Park. Marty Curran, the Army Corps of Engineers' Biologist for the Merrimack River Basin, was kind enough to bring the Army Corps' riverbank stabilization expert from Mississippi by to view Azalea Park and make recommendations to the committee. We are pursuing additional information and assistance in designing our stabilization project in preparation for applying for wetlands permits and funding for this long term project.

In the near term the committee has turned its attention to improving visual and trail access to Azalea Park, addressing issues with dead trees, and to identifying riverside recreational trails that exist beyond Azalea Park and putting up informative signage with maps to encourage their use. We hope to begin implementing this portion of the project in 2011. The committee is continuously encouraged by the number of people who already use and enjoy Azalea Park and the various beautiful trails along the Contoocook River for exercise, wildlife viewing or just spending a contemplative moment outdoors in the heart of Henniker.

Martha Sunderland, Chair

Contoocook River Local Advisory Committee

CNBRLAC **CONTOOCCOOK AND NORTH BRANCH RIVERS LOCAL ADVISORY COMMITTEE**



As your town's representative to this committee, here is a brief summary of what we have done in 2010 to protect the river that runs through our fourteen towns.

ADVISING TOWNS ON BUILDING IN THE RIVER CORRIDOR

We continue to advise towns concerning the shoreland protection act, best management practices for the development of land along the river, and dredge and fill permits. The main focus this year has been the revision of the Contoocook and North Branch Rivers Corridor Management Plan. We have held a number of special sessions and expect to have the final document available by town meeting time. A draft of the report can be found on the Central NH Regional Planning Commission's website: <http://www.cnhrpc.org/community-planning/cnblac.html>.

MONITORING AND CLEANUP ALONG THE RIVER

We continue to monitor the river as part of the Volunteer River Assessment Program. If you missed seeing a copy of the official report, contact your town rep or find it online at http://des.nh.gov/organization/divisions/water/wmb/vrap/contoocook/documents/ctc_data09.pdf

We also keep on the watch for invasive alien plant species. We are always looking for more volunteers to help us in the river monitoring.

EDUCATIONAL LITERATURE AND PUBLICITY

We have a power-point program on the history of the river, a large display board, a video of the river set to Vivaldi's Four Season music, and a scrapbook of pictures and historical articles about the river available for display at community functions. If you would like the display or a program presented in your town or at a regional organization, contact our secretary, Marian Baker at 478-5650. We plan to complete brochures, update our website, and conduct a survey of riverfront owners and others interested in the river late this spring.

SIGNS ALONG THE RIVER

We have purchased and erected colorful NH Protected River signs in many towns along the river. Look for them!

WILDLIFE IN THE RIVER

Each month we get reports of wildlife seen along the river; eagles, osprey, herons, mergansers, migratory waterfowl, otters, and snow buntings. Do let your town representatives know of interesting sightings in your town.

NEW MEMBERS

We have several new members on our committee, but are looking for more from Rindge, Jaffrey, Greenfield, Antrim, Stoddard, and Hopkinton. Our monthly meetings are held the third Monday of each month, usually at Monadnock Paper Mill in Bennington. They are open to the public.

Written by Marian Baker – CNBRLAC Secretary
Denise Rico – Henniker Representative

Serving the towns of Antrim, Bennington, Boscawen, Concord, Contoocook, Deering, Greenfield, Hancock, Henniker, Hillsborough, Hopkinton, Jaffrey, Penacook, Peterborough, Stoddard, Rindge
--

Historic District Commission

The Historic District Commission (not to be confused with the Henniker Historical Society) is the town's designated steward of the historic buildings and land in the immediate vicinity of Town Hall. This includes the Town Hall building, the Hearse House, the ball field, the Center Cemetery, memorial trees, and historic features. The commission members are dedicated to preservation and restoration of these Henniker historic features.

The Commission's major effort this year was completing the restoration of Henniker's 19th century hearse garage. The historic Hearse House received a new wood shingle roof over the summer completing the building's two-phase restoration.

The small, garage-sized building was originally built in 1842 at the cost of \$40 to house the town's horse-drawn hearse. The building sits on Circle Street behind Town Hall. In the 19th century and early 20th century, a town owned hearse took residents for their last ride.

A vote at the 2007 Town Meeting approved funding for the restoration of the building, which was in immediate need of repair. In the first phase, completed in the summer of 2007, Carpenter Mike Silvernail replaced the rotted wooden sills and set new granite foundation piers.

The new roof was the second phase of the building's restoration. Special white cedar shingles from Maine were used to approximate original 19th century roofing material. The sill, foundation, and roof work have saved the building from further rotting and deterioration. This restoration will allow many years of continued life for this historic, town owned building.

Dan Paul, of Daystar Builders, completed the roofing project using the remaining funds dedicated for this building's restoration. Many thanks are due to Dan Paul who volunteered labor and used donated materials to complete the project within the budget.

We hope the town appreciates our efforts in restoration and preservation of our town's historic features. If you have interest in historic preservation and would like to join our efforts, please let us know.



ABOVE: Hearse Building.

Historic District Commission (continued)

HISTORIC DISTRICT FAQ'S

Q: What is a Historic District?

A: A Historic District is an area with defined boundaries that has been designated as having significant historic value.

Q: Who selects an area to be a Historic District?

A: Anyone can suggest an area that they would like to see be a Historic District. A town wide vote is needed for approval.

Q: What is covered within the district?

A: All land, buildings or any other features within the defined area.

Q: How does an area become a Historic District?

A: A proposed Historic District is presented to the Planning Board and proceeds just as any other zoning amendment, ending in a vote of the town by ballot.

Q: What is the purpose of a Historic District?

A: A Historic District that has been laid out according to NH State law adds an additional layer of protection beyond the planning and zoning that is usually associated with the change of use of a piece of land or building. This additional layer of protection is called the Historic District Commission and is composed of seven Commissioners appointed by the Town Selectmen.

Q: What do the Commissioners do?

A: All proposed modifications to land, objects and uses within the Historic District come first to the Historic District Commission for approval and then if required proceed to the regular town planning processes.

Q: What criteria are used to decide if uses or changes are acceptable?

A: The objective of the Historic District Commission is to preserve historical aesthetics and the architectural history of the elements in the Historical District.

Q: Does this mean that nothing can be changed?

A: On the contrary! It simply means that changes must not destroy the heritage that is trying to be protected. Changes for the public good that don't destroy the historical value, or are reversible, can and should be made to guarantee the continued use of the protected property. The biggest danger to historical properties is abandonment!

***Example:** The Town Hall and the surrounding parks and cemetery have been a Historic District since 1975. Since that time a Little League Ball Field has been built on the property, a handicap entrance has been constructed, the interior of the Town Hall has been remodeled twice; the street on the north side has been relocated and renamed; the Hearse House has been renovated; plaques have been installed and trees and shrubs have been both removed, and planted.*

Respectfully submitted,
Jon Evans, Chair



LEFT TO RIGHT: Commissioners Arthur Kendrick, Peter Gilbert, Jonathan Evans, Martha Taylor and Tom Watman. Not pictured are Danielle Bissonnette and Kris Blomback.

Community Concerts Committee

"This is my first year and I love it. Keep it up!"

"I mark the calendar and we come every week."

"What a wonderful summer event to get the community out and seeking each other."

"It was nice to have disabled people enjoying the performances"



These were some of the comments we received from the 227 evaluations completed at the 2010 Henniker Summer Concert Series. With the budget allocated by the town, the committee planned and presented 10 Tuesday evening concerts, a special day time Family Show on July 4th and a festive holiday concert at the Simon Center, in cooperation with New England College, a total of twelve community concerts. Attendance varied from a low of 55 for the July 4th event to a high of 250 for Lunch at the Dump. On average 200 people attended each week's concert. We were fortunate to be able to hold all 11 summer events at the bandstand this summer (no rain!) and that really improved attendance.

Attendance was representative of the community, with perhaps more seniors and young families joining us. Although our evaluations did not reflect this, comments we received from attendees indicated that the concerts brought people to Henniker from many surrounding towns like Concord, Loudon, Hillsboro, Hopkinton, Weare, Antrim and Bradford, which may be accounted for from weekly publicity in the *Monitor*, *Messenger*, *Villager* and *Intertown News*, listings on both the town and Chamber websites as well as from those following a particular musical group. Several of the groups have their own "groupies".

*"Gerry (East Bay Jazz), Jeff (Dearborn) and Tammy (Jackson) were great.
I travel 60 miles to hear these 3 bands."*

"Enjoyed the concert. I'm from E. Andover and attend Elkins and Wilmot"

"Beautiful town, beautiful setting –we're from Montreal."

"This is my first time down, even though I live in Henniker. It won't be my last but I came down specifically for this band. I haven't seen them play since the early '70's (Lunch at the Dump)."



TOP RIGHT: Crowd shot from 2010 Summer concert series. BOTTOM: The BelAirs entertain at the Henniker Holiday Concert with holiday doo-wop. The concert was a joint effort of the Town of Henniker Community Concert Committee and New England College.

We again conducted 2 evaluations, one mid-way through the series and the other at the end of the series. Each evaluation asked the respondents to rank the performers and to recommend which of the performers they would like to see again. We also asked for suggestions for other bands to consider and types of music to explore.

From these compilations, the Music Committee will select 5 performers to return next summer. We will then use the recommendations of the attendees for new groups to review for potential booking being mindful that the attendees were generally pleased with the variety of artists presented this summer – 40% indicating they would like to see more of the same next summer. The other categories of music that scored well were Blues (39%), Country(34%) Folk Music (40%) Classical (35%) and Local Talent (35%). We will keep this in mind as we seek performers for 2011.

Community Concerts Committee (continued)

Regarding the Family Concert. Recommendations from last year's evaluations and comments from the Budget Committee convinced us to try a family focused show on July 4th this year. It was not well attended, but from the evaluations we have concluded that those who came enjoyed the event, thought it was a good idea but suggested that the timing (daytime, July 4th) was not good. They really enjoyed the addition of the food vendors. We are considering trying the Family Show again next summer but incorporating it into a regular Tuesday evening concert series and adding food vendors.

Tom Dunn, Chairman
Blithe Reed

Ruth Zax, Vice Chairman
Betty Watman

Cathy Dias, Clerk

Spirit of Henniker Organizational Team (S.H.O.T.)

2010 was a great year for our S.H.O.T. team. We once again hosted two major events, Gathering on the Green and Music on Main Street.

Attending our Gathering on the Green celebration, which follows the Memorial Day parade, has become a tradition for many Henniker residents. It is a nice way to gather families together in a beautiful small town setting. Between the music, food, games, and crafts, there is always something for everyone. This year our group decided to cook food in order to raise money for future events. The pulled pork and/or hot Italian sausage sandwiches went over very well and it was nice to be able to put money into our account.

Music on Main Street was super successful this year. We joined forces with New England College and held our event during their alumni/parents weekend. We weren't sure how this would work out but it proved to be a great decision. Main Street was overflowing with people who were out enjoying the beautiful autumn day. Three bands played throughout the afternoon. In between them playing we used the time to let several groups hold demonstrations which highlighted their organizations. Along with the music and demonstrations, there was a bounce house for the kids, a showcase of antique cars and our first apple pie contest, complete with local celebrity judges. One of the more popular activities of the day was watching the bed race. Two teams sped through a small course on the outskirts of Main Street as crowds gathered to cheer them on. Last but not least, this was a great day for our local artisans and charitable groups. Dozens of them set up tents and tables along the street and in the community park. Almost all of them came up to us later in the day to tell us that they did very well financially. This made us extremely happy because we love our vendors and want them to be successful. Knowing that this event really helped out a number of businesses/artisans in the area made us feel great.

We look forward to 2011. We have already gotten approval from the Selectmen for both Gathering on the Green (after the Memorial Day Parade) and Music on Main Street (the first Sat. in October). We thank you once again for your support and look forward to seeing you at our events.

Terri Trier
Chairperson

Community Center Activities Committee



The Henniker Community Center Activities Committee strives to offer suitable programs and events for the community, that are engaging, family oriented and fun. Our goal is to offer events and programs for either at a low cost or no cost, as in this day and age many people have very tight budgets when it comes to extracurricular activities. With that being said the Henniker Community Center Activities Committee hosted several events this past year with just a donation request, other programs, such as movie night, are offered without any cost.

The Teen Center, located in the lower level of the Henniker Community Center at 57 Main Street, has very dedicated committee members volunteer their time to staff the Teen Center. It is chaperoned by two volunteers per evening. The Teen Center is open to teens in grades 7th – 9th grade, Saturday evenings from 7-9 pm, with a closed-door format. The closed-door format refers to teens entering the center at 7:00 pm and remaining at the Teen Center until a parent or guardian picks them up at 9:00 pm.

The Henniker Community Center Activities Committee is always seeking individuals looking to make a difference in the community. The committee gathers together once a month to brainstorm new and inventive ideas while coordinating events that were successful in the past. It is our goal in 2011 to offer more adult programs, family fun events and build upon the attendance at the Teen Center.

Events held in 2010:

- ◆ A children's singing entertainer **Kathy Lowe** offered her talents to families in our community.
- ◆ A **Halloween Fair** held in October.
- ◆ **Movie Night** has grown this past year. It is a wonderful night for families to come to the community center with refreshments or dinner and sit and watch a movie for free.
- ◆ We hosted a **Children's Area at Music on Main Street** that involved a bouncy house and a new craft every couple of hours for children. We only asked individuals for a \$2.00 donation that covered both the bouncy house and crafts for the day.
- ◆ Once again we are hosting an **Indoor Flea Market**.
- ◆ An **Easter Egg Hunt** that was well attended!
- ◆ We are also currently working with NEC students to host games for teens.

The committee would like to recognize those who have helped support and assist events. Our appreciation goes to **New England College TEACH** group for assisting with events and **Cabin Fever Video** for free movie rentals for Movie Night. All these programs and events have offered opportunities for approximately 200 people!

Sincerely,
Shannon Camara, Committee Chair



ABOVE: Brooke Sterling enjoys a visit with the Easter Bunny at Community Park.

Athletic Program for Youth Committee

The 2010 Athletic Program had a successful year. The Program supported approximately 380 children playing on 41 teams in 5 different sports over three athletic seasons. The children ranged from kindergarten to 9th grade; and the sports included baseball, softball, soccer, basketball and cheerleading. There were 14 members of the Athletic Committee who managed areas including individual sports, budget, equipment, uniforms, communications, and fundraising. In addition, the committee members coordinated over 100 volunteer coaches, assistant coaches and others. The large number of volunteers participating in some way in the athletic program makes it one of the largest organizations in the town of Henniker. In 2010, athletic volunteers gave the town of Henniker close to 8000 hours of their collective time.

The Athletic Committee accomplished a number of goals in 2010 as well. One major goal which we were able to accomplish was to get a website up and running that is not only be a resource for news and schedule information but also serves as a portal for our coaches and directors. Also we began offering online sign-ups for our sports programs. Thank you to Chad Carter for taking the lead role on this project. Thanks to many volunteers we were also able to expand our baseball field to be able to accommodate both 60 foot and 70 foot base paths. Finally, the Athletic Committee has upped its fundraising efforts by having a second fundraising volunteer on the committee. Sales of sweatshirts and a parent's night out have been added to the fund raising, and more fundraising is coming. Thanks to Jaime Westin and Kelly Martin for all of their efforts this year.

We are mindful that not everyone in town has children who participate in the athletic program and thus may have some concerns about funding for our programs. We work hard to spend only on items that are needed. Our budget controls are very tight, and all expenses are accounted for. We also do our best to look for outside sources of funding to support these projects.

In 2011 the Athletic Committee will continue to work on improving our program. One major goal is to get our practice softball field completed. Second, we will work on enhancing our basic wrestling program for younger children. Third, our focus will be on identifying long term issues that the program needs to address.

Finally, we want to thank Peter Flynn and all of the volunteers and coaches who work so hard for the athletic program. Of special note are the folks who left the committee this year. They are Val Simeone, Holly Cole and Priscilla Fitch, . We also welcome, Tracey Shattuck, Kelly Martin, Shannon Lovejoy and Jarrod Tirrell. Athletics teach our kids about teamwork and competition. They help with fitness and provide our community's children with an outlet that is productive and has long term benefits.

Respectfully Submitted,

Tim Lamphere
Member & Interim Chairman

Feasibility Study Committee for a Recreation/Athletic Director

EXECUTIVE SUMMARY

by Marc McMurphy, Chairman

This report is from the Athletic/Rec Director Feasibility Committee established by the Henniker Selectmen in the Spring of 2010. The committee was formed in the late summer of 2010 and consisted of Marc McMurphy – Chairman (Henniker Athletic Committee), Nicole Gage (Selectmens Office), Theresa Maier (School Board), Shannon Camera (Community Center Activities Committee), Jim O'Rourke (White Birch Community Center), Lori Runksmeier (New England College), Rick Daniel (Henniker Youth Boosters), and John Helfrich (Henniker Community School). The purpose of the committee was to examine the feasibility of a paid Athletic Director position.

The committee began its study by considering whether there was a justification for an Athletic Director. Unanimously, the committee voted that there was a strong justification. The Town Athletic Committee is prone to regular burnout and turnover of its committee members. In today's society, athletics play a large role in the development and lives of children. A lack of consistency in the athletic program leads to liability, frustrated parents, communication problems, etc. The town and its children would benefit from a full time position that could focus on athletics as well as adding to other existing programs and long term project planning. Because other towns have similar positions and title them "Recreation Directors, and because the scope of this position could easily extend into non-athletic recreation-type programs, the Feasibility Committee refers to the position as a Recreation Director.

Once the Committee determined that there was a justification, the next step was to consider some broad responsibilities for the position. The goal was not to define a specific position but rather to consider various Rec and Athletic responsibilities that might fall under this position. When looking at the feasibility of such a position, the committee did its best to generate a broad list of activities that could be addressed by a Rec Director so that any group looking to push the initiative of a paid Rec Director forward would have a substantial

foundation to build on. Responsibilities listed in the outline center around athletics and community recreation activities.

The Committee also researched what other communities in the state have as paid Recreation Director options. The goal of the research was to understand how the position was structured within the town organization as well as gain a better knowledge of what these types of positions would be paid. Both full-time and part-time positions exist around the state and the Feasibility Committee determined that a reasonable salary for a full-time position is between \$35K and \$45K per year. Part-time positions vary in the number of hours per week however the standard pay package is hourly based. The Feasibility Committee determined that a reasonable hourly range for a part-time position is between \$15 and \$20 per hour.

The next goal of the Committee was to consider the many ways the position could be funded. Among them are player fees for each sport, fundraising, grants, trust/donation from patrons. Other options are listed in the outline. One important point the Committee would like to make is that there are other legitimate sources for funds outside of the taxpayer. Any early consideration of this position that focuses on any one funding platform to either accept or reject the idea of moving forward would be too simplistic and limiting.

Finally, the committee put forward a general proposal on how to move this process forward towards an ultimate conclusion which would, in the Committee's view, be the establishment of some sort of paid Rec Director position to benefit the town of Henniker. The general approach would be to narrow the job description of the Rec Director, identify the best funding source, build support in the community and bring the issue to the town in a warrant article for the 2012 town meeting.

Highway Safety Committee

The Highway Safety Committee sits in an advisory capacity to the board of selectman. It is comprised of town department heads, fire and rescue personnel, and volunteers from throughout the community. Please see the list of members located at the front of this town report.

We normally meet when the selectman are seeking advice or a recommendation on a particular project. We review a variety of issues ranging from parking concerns to speed limits to offering safety opinions on a particular roadway. Upon making a recommendation to the board of selectman, they may elect to implement all, or part, or none of it. We usually conduct public meetings at the fire station and meet six to eight times a year.

We are always seeking volunteer community members to participate on the committee. If you are interested, please contact Town Administrator Peter Flynn at the town office.

In closing, I would like to thank the members of the committee for their dedication and commitment to the town's highway safety.

Respectfully Submitted,
Chief Ryan Murdough
Chairman

Safety and Loss Prevention Committee

The purpose of the Safety & Loss Prevention Committee, as required by Title XXIII, RSA 281-A:6, is to bring workers and management together to work cooperatively to promote workplace safety, assist the employer and make recommendations for change. The Committee encourages participation and suggestions from all employees.

In 2010, the committee accomplished the following:

- ◆ In March we put together two presentations for supervisory staff called “The Top 10 Best Risk Management Practices—Why, How, Reward” and “Temporary Alternate Duty—What is it and is it possible.” Our presenters were from Primex, the New Hampshire Public Risk Management Exchange.
- ◆ Considered implementing an employee wellness subcommittee.
- ◆ Assisted the Wastewater Department with obtaining a \$1,833 grant for the purchasing of safety equipment related to “confined-space entry”.
- ◆ Conducted a physical safety inspection of all buildings related to regular employment.
- ◆ Did a promotional “reminder” campaign regarding the town policy which requires all employees to wear seatbelts while conducting town business.
- ◆ Worked with the Town Administrator on a re-distribution of the written safety program to all employees.
- ◆ Reviewed workplace accident and injury data each quarter.
- ◆ Remained ready to serve, once called upon by the employer, to assist in any investigation of a workplace safety incident.

Respectfully submitted,
Nicole Gage, Chair

Henniker Rotary Club



Outgoing President Ed Carignan presided over the 26th Annual Henniker Rotary Club Charter Night, celebrating the achievements of the club and its members. The event, held at the Common Man in Concord, began with the announcement that the club had distributed \$22,716.00 to local, regional and international service and humanitarian projects, including \$6,000 in scholarship aid to area high school students pursuing post secondary education.

Carignan noted that Henniker Rotary, which currently numbers 28 members, accomplishes more than clubs twice its size, due to the dedication of its members. "In a year of economic downturn, when the need for Rotary has increased, we stepped up to the challenge; the intensity of our effort was not diminished," noted Carignan in his remarks to the club.



Four club members were honored with the gift of a Paul Harris Fellowship Award. Jean Lewis received a club awarded Paul Harris for her contributions to the Rotary Foundation of Rotary International and the Pure Water for the World Project. Joe Clement, Dan DaCosta and Ruth Zax were cited because "the Henniker Rotary Club believes that your life exemplifies the humanitarian and educational objectives of The Rotary Foundation."

Wendy Parker, who has served as Club Service Chair this year and is chair of the 2010 Chili Fest, was presented with a special Service Above Self Award for her "overall willingness to step forward and do whatever needs to be done behind the scenes to further the goals of the club."

Ruth Zax, was named Rotarian of the Year, in recognition of outstanding dedication and service to the club.

ABOVE: 2010 Judges: Mike Morin, Josh Judge, Chef Nicole and Chili Chair Wendy Parker pose with People's Choice and 2nd Place Judges' Choice winners Mary and Tim Green, Beauregards Southern BBQ.



ABOVE: Rotary members assemble for 21st Annual Rabies Clinic. Left to right: Steve Neuhoff, Dan DaCosta, Joe Clement, Lisa Hustis, Robert Brust (front row), John Capuco (back row), Cathy Dias, Ruth Zax, Janice McElroy.

Henniker Historical Society

Another interesting and busy year has come to a close for the Historical Society.

We have once again maintained a stable budget due to the generous support of the Henniker Community. Many thanks to everyone.

We are again applying for a grant to restore the Sounding Board and move it to Academy Hall for display.

Currently we are scanning the Dean Morrison negatives into the computer for easier identification. We then will be able to choose some of the more historic ones to print.

Last fall, Martha Taylor conducted a walk through the Plummer Cemetery for members of the White Birch Community Center. She pointed out people of interest from Henniker's past and gave a brief history about each of them. The walk was enjoyed by all.

We continue our work with students from the Henniker Community School. We had a group visit the museum with a program presented by Jim McElroy (our school liaison) relative to their studies at that time.

We had students from John Stark Regional High School researching history of the mills along the river in connection with a project they were currently studying.

We presented a program "Banjos, Bones and Ballads" with the aid of the Humanities Council.

The weather was great for our yearly yard sale, which helped to contribute to its success. I wish to thank everyone whom assisted with the sale. Their time and effort were very much appreciated.

Our annual Holiday Cookie and Bake Sale was once again a success. We thank the many people who baked great cookies for the sale.

We have the good fortune to have an excellent gardener among our volunteers. Mary Ann Douglas has planted, weeded, watered, and trimmed the flowers around the large rock on the lawn at Academy Hall. She has also cleaned, prepared and planted bulbs in the area for early spring enjoyment by everyone.

The generous donations to the Lillian M. Ayer Fund continue. The balance is now \$9,880. We use the interest from the money to buy archival items pertaining to the history of Henniker.

We continue to need volunteers for the hours we are open. If the reason you are hesitating to join us is because you feel you do not know how to do our projects, we are very willing to teach you. We've all had to learn. It also is an interesting way to learn Henniker history. We are open Thursdays from 10:00 am to 2:00 pm and the 1st and 3rd Saturdays from 10:00 am to 1:00 pm.

Respectfully submitted,
Nina Morse, President



Academy Hall, September 2010.

White Birch Community Center



White Birch Community Center has long been recognized as an integral part of the Henniker community. As a private, nonprofit organization, our mission stands strong: White Birch Community Center enriches the lives of our citizens by providing social, educational, and recreational programs for families, children, and adults in a stimulating, supportive, and safe environment. Not only is White Birch the largest nonprofit agency in Henniker, our agency also holds the distinction of operating the largest licensed child care facility in the greater Henniker area. During 2010, we served more than 200 families in our programs of child care, nursery school, enrichment activities, swim lessons, school age, and summer camps. Our senior

adult program offered hundreds of opportunities all aimed at promoting healthy aging.

SENIOR ADULT PROGRAMS

With White Birch on Hall Avenue as a base, seniors enjoyed a variety of events and opportunities during 2010. The single most popular senior activity continues to be the *Monthly Luncheon*, made possible with hundreds of hours of volunteer work and the commitment of our Senior Adult Program Coordinator, Pat Mathison. Each month, more than 800 *Bugle* newsletters are distributed highlighting upcoming events, offering personal safety and nutrition advice, as well as inspirational editorials. Each week, participants



take part in exercise programs, knitting circles, book clubs, board games and other occasions for socialization. *Lunch and Learns* provide timely information delivered by guest speakers in conjunction with a light meal.

Additionally, White Birch provides valuable resources to senior adults through coordination of the Dial-A-Ride program, AARP 55 Alive Defensive Driving instruction, annual flu shot clinics, and referrals to other social service agencies. Access to two mini-buses gives seniors the ability to travel to grocery stores, the Boston Flower Show, cultural experiences, as well as local museums and points of interest. The services provided are at low or no cost to seniors, made possible by fund raising efforts and the generous support of the Town of Henniker.

YOUTH PROGRAMS

In 2010, White Birch Community Center realized tremendous growth in participation in our Early Care and Education Programs. More than 120 children from 12 months to 14 years took part in a variety of programs and services throughout the year.

Our part and full day child care programs are designed primarily for working families, offering high quality developmentally appropriate activities and experiences for children. Our toddler program serves children that are 12 to 36 months of age. With an extensive waiting list, this program's popularity grew significantly in 2010. Our full day preschool serves children 3 to 4 years of age, offering children hands-on opportunities in a caring and stimulating environment. Crayon College, the flagship of White Birch, serves three and four year olds in a traditional part-time preschool format. Our wrap around Kindergarten program provides a much needed service to families of children attending the part-time program at Henniker Community School. For those 5 year olds not enrolled in the

White Birch Community Center (continued)



public school, White Birch offers part and full time programming.

A significant change in 2010 was the addition of our state licensed on-site after school program at Henniker Community School. Operating both a before and after school program, school age children are cared for in a safe, stimulating, and fun environment. When children ages 5 to 14 years are not in school due to vacations, teacher development days, or snow days, White Birch offers full day programs. Summer Camps in 2010 were very popular, due in part to an exciting array of on-

site activities and three field trips each week. More than 40 children enjoyed trips to the Polar Caves, Lake Sunapee Boat Cruise, America's Stonehenge, and Canobie Lake Park.

In both June and August, White Birch offered two Family Fun Nights. With a bouncy house, dunk tank, face painting, cotton candy, games, and a free picnic supper, more than 100 children and families at each event enjoyed a few hours of play and conversation.

COMMUNITY PROGRAMS

The 7th annual White Birch *BASH!* took place at a new venue, The Simon Center at New England College. More than 150 guests gathered for an early spring evening of appetizers, dancing, a silent auction, and celebration all to benefit the programs and services of White Birch.

In June, with the donated use of the Mile-Away Campground pool, 45 children took part in a week long session of American Red Cross swim instruction. Taught by a certified swim instructor and our Director of School Age Programs, Michael Freeman, children learned the basics of water safety and worked on individual skill building. With great excitement, White Birch reinstituted enrichment programming for children. Dozens of children participated in gymnastics, martial arts, and watercolor instruction. Additionally, Pee Wee Play Group began again in September, providing parents and families of young children weekly opportunities to get together, discuss parenting topics, while allowing their children time to develop social/emotional skills.

Breakfast with Santa was a wonderful event, thanks to the tireless efforts of MaryEllen Schule, as well as the New England College Woman's Field Hockey Team, Aspiring Minds, staff and volunteers from HCS and White Birch, and our Board of Directors.

Whether its offering resources and referrals to other programs, providing high quality early care and education programming, organizing senior adult opportunities, developing school age youth activities, or keeping families connected, White Birch Community Center continues to find innovative ways to strengthen our community.

Respectfully submitted,
Bobbie Gaudette
Executive Director

U.N.H. Cooperative Extension

UNH Cooperative Extension Merrimack County



“The number of Merrimack County residents who took advantage of at least one Extension program last year, would fill the Fisher Cat’s stadium 5 times.”

Who we are:

UNH Cooperative Extension, the public outreach arm of the University of New Hampshire, has engaged New Hampshire residents for 96 years with a broad variety of non-formal educational offerings. In 2010, Extension reached over 32,000 residents in Merrimack County with our various programs.

What we do:

We offer programs in parenting, family finances, food safety, home gardening, 4-H (including clubs, camps, special interest programs and after school programs for children and teens), nutrition education for low-income families, and acculturation for refugee families.

We respond to the needs of forest landowners, commercial farmers, niche growers, farmers’ markets, and many other groups.

Merrimack County Extension educators also work extensively with towns and school districts, organizing and advising after-school programs, helping school and town groundskeepers maintain athletic fields, landscaped areas, and town forests.

We provide guidance to community boards on current use, timber tax law, and other land-use issues. We also provide technical support and assistance to many community programs with the latest research and best practices.

How we do it:

County Extension field staff bring these programs to county residents through hands-on workshops, site visits, seminars, conferences, phone consultations, video-conferences, printed materials, correspondence courses, a statewide toll free Info Line, and a large statewide Web site.

UNH Extension trains and supports more 5,000 volunteers statewide: 4-H leaders, master gardeners, wildlife coverts, community tree stewards, water quality monitors, marine docents, and others, who extend the reach of Extension programs into many domains of New Hampshire life.

What’s new:

Self-sufficiency and a safe personal food supply were on many citizen’s minds; we held how-to workshops for growing your own food and raising backyard livestock, as well as, food preservation and canning.

Our new *Energy Answers* program for homeowners provided information related to energy alternatives & cost-saving energy improvements.

Bullying and Cyber-bullying has been much in the news and Extension responded with workshops and information for parents, community organizations, law enforcement and schools.

Connect with us:

UNH Cooperative Extension
315 Daniel Webster Highway
Boscawen, NH 03303
Phone: 603-796-2151 Fax: 603-796-2271
Extension also distributes a wide range of information
from our web site: www.extension.unh.edu.

UNH Cooperative Extension operates a statewide Education Center and Info Line (toll-free at 1-877-398-4769) which is staffed Monday through Friday, 9:00 a.m. – 2:00 p.m., and 5:00 p.m. to 7:30 p.m.

Community Action Program (CAP)

SUMMARY OF SERVICES 2010 PROVIDED TO HENNIKER RESIDENTS

COMMUNITY ACTION PROGRAM BELKNAP-MERRIMACK COUNTIES, INC

SERVICE DESCRIPTION	UNITS OF SERVICE	HOUSEHOLDS/PERSONS	VALUE
COMMODITY SUPPLEMENTAL FOOD PROGRAM is a nutrition program that offers participants free nutritious foods to supplement their daily diet. The program serves children under six years of age, women during pregnancy and up to 12 months after the birth of their baby.*(An individual may not be enrolled in both the WIC Program and CSFP but a family may have members on both programs.)		HOUSEHOLDS--Not Available	
CONGREGATE MEALS- All elders are welcome to our congregate meal sites/ Senior Centers for nutritious hot meals, social/recreational activities and special events. Value \$6.80 per meal.	MEALS--223	PERSONS--12	\$ 1,516.40
MEALS-ON-WHEELS provides the delivery of nutritionally balanced hot meals to homebound elderly or adult residents five days per week. Value \$6.75 per meal.	MEALS--4115	PERSONS--17	\$ 27,776.25
EMERGENCY FOOD PANTRIES provide up to five days of food for people facing temporary food crisis. Value \$5.00 per meal.	MEALS--110	PERSONS--11	\$550.00
FUEL ASSISTANCE is available to income eligible households to help with energy costs during the prime heating season. Priority is given to the elderly and disabled. The average benefit for the 2009-10 program was \$940.00.	APPLICATIONS--157	PERSONS--356	\$ 163,858.69
ELECTRIC ASSISTANCE program is a statewide program funded by all electric rate payers which provides a specific tier of discount from 5% to 70% on electric bills for income eligible households.	ENROLLED HH--115		\$68,506.35
WOMEN, INFANTS AND CHILDREN provides specific food to supplement daily diet of pregnant or nursing women as well as children under five. Participants receive medical/nutritional screening, counseling and education. Value includes value of vouchers and clinical services.		HOUSEHOLDS--Not Available	
USDA COMMODITY SURPLUS foods are now distributed directly to local food pantries and kitchens on a quarterly basis. These pantries and soup kitchens service all in need, not just town residents.	CASES--328		\$ 7,164.12
WEATHERIZATION improves the energy efficiency of income eligible households. Supplemental program also includes furnace replacement, water heater replacement and roof repair. Funds from utility energy efficiency programs are leveraged with program funds to complete weatherization projects. Value includes average material and labor.	HOMES--3	PERSONS--4	\$ 7,798.20

Community Action Program (CAP) (continued)

SERVICE DESCRIPTION	UNITS OF SERVICE	HOUSEHOLDS/PERSONS	VALUE
CORE is an energy efficiency program sponsored by the electric utilities of NH. This program is supported by the systems benefit charge to each electric utility customer as mandated by the PUC to perform weatherization procedures and baseload measures (refrigerator and lighting replacement, hot water measures) for income eligible households.	HOMES--3	PERSONS--4	\$ 6,906.80
FAMILY PLANNING provides confidential, comprehensive gynecological care, including complete medical examinations, breast exams, Pap smears, pregnancy testing, birth control and counseling.	STATS NOT AVAILABLE		
RURAL TRANSPORTATION provides regularly scheduled demand response to and from towns in Belknap and Merrimack Counties to medical and professional facilities, shopping centers, and congregate meal sites. Value \$8.85 per ridership.	RIDES--1053	PERSONS--11	\$ 9,319.05
HEAD START is a child development program serving children before they enter public school. Classroom and in-home learning services are provided for both children and their families. Value \$8000 per child.	CHILDREN--1		\$ 8,000.00
SENIOR COMPANION PROGRAM provides friendly visiting and respite services for home-bound elderly. Income eligible seniors (60+) serve as companions. Value to companions includes mileage and weekly stipend. Value to visitees is comparable to similar private sector services.	VISITEES--1		\$ -
THE FIXIT PROGRAM mobilizes volunteers, especially skilled occupations such as plumbers and electricians, to assist elderly clients with small household repairs.	HOUSEHOLDS--3	JOBS--2	\$ 157.00

GRAND TOTAL \$ 301,552.86

INFORMATION AND REFERRAL--CAP provides utility, landlord/tenant, legal and health counseling as well as referrals for housing, transportation and other life concerns. These support/advocacy services are not tracked.

Concord Regional V.N.A. (*Visiting Nurse Association*)



ANNUAL REPORT OF THE TOWN OF HENNIKER

The Concord Regional Visiting Nurse Association continues to offer comprehensive health services to the residents of Henniker. The following is a description of these services:

Homecare services respond to the healthcare needs of patients with acute or chronic illnesses that require skilled professional and paraprofessional care so they may return to or remain in their homes. Emphasis is on promoting independence and maximum functioning of patients within the least restrictive setting. Patients who receive services range from children who have a complex medical condition to frail elders who require supportive assistance to stay in their own homes.

Hospice services provide professional and paraprofessional services to terminally ill patients with a limited life expectancy. The goal is to enhance the quality of the patient's remaining life by helping he/she remain at home in comfort and dignity. Emphasis is on pain and symptom management and skilled intervention to meet the patient's special physical, emotional, and spiritual needs.

Concord Regional VNA Hospice House provides residential care to terminally ill patients who have no primary caregiver or need a supported residential setting. Often patients are transferred into the Hospice House when a caregiver is exhausted and unable to care for them at home any longer. To date, this house has provided a home to approximately 1,000 terminally ill residents.

Community health services include health education, health maintenance, and preventive health services. The program includes preventive care, adult and senior health, child health, Baby's First Homecoming, immunizations for all ages, supportive services to school districts parent education and support, health education, and nutritional counseling.

Community health includes health promotion services which focus on the low and marginal income families and individuals to prevent illness by professional assessment and screening for health risks and needs, by early intervention to prevent, eliminate, or minimize the impact of illness and/or disability, and by anticipatory guidance and health teaching. Emphasis is on promoting healthy children, families and individuals through early intervention and health teaching. Services rendered in the clinic setting are child health, adult screening, and immunizations. Home visits are made in crisis situations or when needed health care cannot be given in the clinic. Senior health clinics are provided at congregate housing sites.

Senior Health Clinics are for seniors who may require a monthly check by a nurse of their blood sugar, blood pressure, and/or diabetes management. The expansion of these services was in response to the decrease in Medicare services to seniors.

Professional and paraprofessional hourly home services are provided on a private fee-for-service basis. Health education and instruction are part of each home visit or clinic visit.

Anyone in Henniker may request service: patient, doctor, health facility, pastor, friend, or neighbor. The nurse who completes an assessment will coordinate with the patient's physician a plan of care to meet the patient's specific needs. If patients do not have a physician, the nurse assists patients in identifying one and scheduling a visit. The agency has developed a program with the NH Dartmouth Family Medicine Residency program to coordinate a house call visit by a resident to a frail elder's home who is unable to leave his/her home.

Concord Regional V.N.A. (continued)



A call to Concord Regional Visiting Nurse Association (1-800-924-8620) is all that is necessary to start services or make inquiries. The Concord Regional VNA office is open Monday through Friday from 7:30 am to 5 pm. A nurse is on call twenty-four hours a day. The On-Call Nurse can be reached by calling 1-800-924-8620.

Federal regulations specify a charge is applicable to all visits. Fees are scaled for the individual without health insurance and/or who is unable to pay the full charge. However, to fee scale, federal regulations require a financial statement be completed by the patient or responsible person. The community health services are provided to residents often free of charge.

This agency is certified as a Medicare/Medicaid Provider, licensed by the State of New Hampshire, and is a member agency of the Granite United Way.

Total visits made during October 1, 2009 through September 30, 2010:

	<u>No of Clients</u>	<u>Visits</u>
Home Care/Hospice	101	3,326
Community Health Services		
- Dental	1	1
- Flu Clinic	101	101
- Senior Health	17	94
- Baby's Homecoming	21	21
- Parent Friend	2	15
Community Health Services Total	142	232
Total Clients and Visits	243	3,558

12	Senior Health Clinics
7	Adult Bereavement Support Groups
2	Hospice Volunteer Training Groups
6	Community Education Program

Project Lift - Adult Education



PROJECT LIFT - ADULT EDUCATION

63 West Main Street – P.O. Box 43

The Gables Building

Hillsboro, NH 03244

(603) 464-5285

October 11, 2010

Mr. Peter Flynn, Town Administrator
Henniker Selectmen's Office
2 Deport Hill Road
Henniker, NH 03242

Re: Literacy/Adult Ed. Donation

Dear Mr. Flynn:

Please accept this letter as our annual appeal for donation from the Town of Henniker to Project LIFT Adult Education Program. We served 2 students from Henniker in 2010; one student has registered to take his test this month. The donation of \$298.00 paid for materials for study and testing materials for each student. Even though Henniker students are slated to receive services from the Concord Second Start Office, it only makes more sense for them to come to Hillsboro. We are more than happy to accommodate the needs of students from Henniker. Since 1992, LIFT has served 22 students from Henniker.

Thank you for your support and we ask for continued support for year 2011. Please call me for any additional information or questions you may have concerning the program.

Sincerely,

Judith E. Fournier, M.S., CFLE
Program Director

Financials

Report of the Town Clerk's Office



ABOVE, LEFT TO RIGHT: Deborah Aucoin, Deputy Town Clerk. Helga Winn, Assistant. Kim Johnson, Town Clerk.

For the Year Ending December 31, 2010

Automobile Permits.....	\$662,561.16
Boat Fees	5,149.19
Dog Licenses.....	4,013.50
Dog Pick-up Fees/Fines.....	455.00
UCC/IRS Filings	1,215.00
Marriage Licenses/Civil Unions	1,450.00
Miscellaneous.....	8,218.67
TOTAL REMITTED TO TREASURER	\$683,062.52

Respectfully submitted,
KIMBERLY I. JOHNSON
TOWN CLERK

Report of the Tax Collector (MS-61)

MS-61

NH DEPARTMENT OF REVENUE ADMINISTRATION
MUNICIPAL SERVICES DIVISION
P.O. BOX 487, CONCORD, NH 03302-0487
(603)271-3397

TAX COLLECTOR'S REPORT

For the Municipality of HENNIKER Year Ending 12/31/2010

DEBITS

UNCOLLECTED TAXES BEG. OF YEAR*		Levy for Year of this Report	PRIOR LEVIES (PLEASE SPECIFY YEARS)		
		2010			
Property Taxes	#3110		804,707.81		
Resident Taxes	#3180				
Land Use Change	#3120				
Yield Taxes	#3185		86.00		
Excavation Tax @ \$.02/yd	#3187		19,872.44		
Utility Charges-Water	#3189		66,981.47		
Utility Charges-Sewer		< >			
Property Tax Credit Balance**		< >			
TAXES COMMITTED THIS YEAR			For DRA Use Only		
Property Taxes	#3110	11,333,262.00			
Resident Taxes	#3180				
Land Use Change	#3120	12,840.00			
Yield Taxes	#3185	20,271.88			
Excavation Tax @ \$.02/yd	#3187	4,427.94			
Utility Charges-Water	#3189	273,547.50			
Utility Charges-Sewer		506,606.22			
OVERPAYMENT REFUNDS					
Property Taxes	#3110	8,070.38	25.76		
Resident Taxes	#3180				
Land Use Change	#3120				
Yield Taxes	#3185				
Excavation Tax @ \$.02/yd	#3187				
Interest - Late Tax	#3190	9,636.29	54,526.98		
Resident Tax Penalty	#3190				
TOTAL DEBITS		12,168,662.21	946,200.46	0.00	0.00

*This amount should be the same as the last year's ending balance. If not, please explain.

**Enter as a negative. This is the amount of this year's amounts pre-paid last year as authorized by RSA 80:52-a.

**The amount is already included in the warrant & therefore in line #3110 as positive amount for this year's levy.

Report of the Tax Collector (MS-61) (continued)

MS-61

TAX COLLECTOR'S REPORT

For the Municipality of HENNIKER Year Ending 12/31/2010

CREDITS

REMITTED TO TREASURER	Levy for Year of This Report	PRIOR LEVIES (PLEASE SPECIFY YEARS)		
Property Taxes	10,140,405.70	505,276.98		
Resident Taxes				
Land Use Change	12,840.00			
Yield Taxes	15,154.75	86.00		
Interest (include lien conversion)	9,636.29	54,526.98		
Penalties				
Excavation Tax @ \$.02/yd	4,427.94			
Utility Charges (water & sewer)	654,631.80	65,987.89		
Conversion to Lien (principal only)		299,439.41		
Conversion to Lien (water & sewer)		20,513.67		
DISCOUNTS ALLOWED				
ABATEMENTS MADE				
Property Taxes	47,076.00	31.43		
Resident Taxes				
Land Use Change				
Yield Taxes	3,981.84			
Excavation Tax @ \$.02/yd				
Utility Charges-Water	362.50	117.50		
Utility Charges-Sewer		234.85		
CURRENT LEVY DEEDED				
UNCOLLECTED TAXES - END OF YEAR #1080				
Property Taxes	1,155,715.86	-14.25		
Resident Taxes				
Land Use Change				
Yield Taxes	1,135.29			
Excavation Tax @ \$.02/yd				
Utility Charges-Water	36,711.76			
Utility Charges-Sewer	88,447.66			
Property Tax Credit Balance**	-1,865.18			
TOTAL CREDITS	12,168,662.21	946,200.46	0.00	0.00

**Enter as a negative. This is the amount of taxes pre-paid for next year as authorized by RSA 80:52-a
(Be sure to include a positive amount in the appropriate taxes or charges actually remitted to the treasurer).

MS-61
Rev. 10/10

Report of the Tax Collector (MS-61) (continued)

MS-61

TAX COLLECTOR'S REPORT

For the Municipality of HENNIKER Year Ending 12/31/2010

DEBITS

	Last Year's Levy	PRIOR LEVIES (PLEASE SPECIFY YEARS)		
	2009	2008	2007	2006+
Unredeemed Liens Balance - Beg. Of Year		226,567.08	121,012.37	101,930.46
Liens Executed During Fiscal Year	348,079.33			
Interest & Costs Collected (After Lien Execution)	6,300.33	19,472.76	31,061.06	7,513.63
TOTAL DEBITS	354,379.66	246,039.84	152,073.43	109,444.09

CREDITS

REMITTED TO TREASURER		Last Year's Levy	PRIOR LEVIES (PLEASE SPECIFY YEARS)		
		2,009.00	2,008.00	2,007.00	2006+
Redemptions		111,851.29	85,413.18	76,844.02	13,843.70
Interest & Costs Collected (After Lien Execution)	#3190	6,300.33	19,472.76	31,061.06	7,513.63
Abatements of Unredeemed Liens		786.99	296.97	152.00	151.32
Liens Deeded to Municipality					
Unredeemed Liens Balance - End of Year	#1110	235,441.05	140,856.93	44,016.35	87,935.44
TOTAL CREDITS		354,379.66	246,039.84	152,073.43	109,444.09

Does your municipality commit taxes on a semi-annual basis (RSA 76:15-a) ? YES

Under penalties of perjury, I declare that I have examined the information contained in this form and to the best of my belief it is true, correct and complete.

TAX COLLECTOR'S SIGNATURE

Kimberly D Johnson

DATE

2/01/2011

MS-61

2010 Tax Rate Calculation

DEPARTMENT OF REVENUE ADMINISTRATION Municipal Services Division 2010 Tax Rate Calculation

[Signature]
11/23/10

TOWN/CITY: HENNIKER

Gross Appropriations	6,071,080
Less: Revenues	3,329,637
Less: Shared Revenues	0
Add: Overlay	27,519
War Service Credits	46,600

Net Town Appropriation	2,815,562
Special Adjustment	0

Approved Town/City Tax Effort	2,815,562
-------------------------------	-----------

TOWN RATE
7.40

SCHOOL PORTION

Net Local School Budget:			
Gross Approp. - Revenue	6,715,712	641,995	6,073,717
Regional School Apportionment			3,924,487
Less: Adequate Education Grant			(2,595,364)

State Education Taxes	(886,420)
Approved School(s) Tax Effort	6,516,420

LOCAL SCHOOL RATE
17.14

STATE EDUCATION TAXES

Equalized Valuation(no utilities) x	\$2.19
404,757,939	886,420
Divide by Local Assessed Valuation (no utilities)	
370,992,357	
Excess State Education Taxes to be Remitted to State	
Pay to State →	0

STATE SCHOOL RATE
2.39

COUNTY PORTION

Due to County	1,099,539
Less: Shared Revenues	0

Approved County Tax Effort	1,099,539
----------------------------	-----------

COUNTY RATE
2.89

TOTAL RATE
29.82

Total Property Taxes Assessed	11,317,941
Less: War Service Credits	(46,600)
Add: Village District Commitment(s)	0
Total Property Tax Commitment	11,271,341

PROOF OF RATE

Net Assessed Valuation		Tax Rate	Assessment
State Education Tax (no utilities)	370,992,357	2.39	886,420
All Other Taxes	380,286,857	27.43	10,431,521
			11,317,941

TRC#
247

TRC#
247

Budget of the Town (Form MS-6)

MS-6

BUDGET OF THE TOWN

OF: HENNIKER, NH

Appropriations and Estimates of Revenue for the Ensuing Year January 1, 2011 to December 31, 2011

or Fiscal Year From _____ to _____

IMPORTANT:



Please read RSA 32:5 applicable to all municipalities.

1. Use this form to list the operating budget and all special and individual warrant articles in the appropriate recommended and not recommended area. All proposed appropriations must be on this form.
2. Hold at least one public hearing on this budget.
3. When completed, a copy of the budget must be posted with the warrant. Another copy must be placed on file with the town clerk, and a copy sent to the Department of Revenue Administration at the address below within 20 days after the meeting.

This form was posted with the warrant on (Date): 2/15/11

GOVERNING BODY (SELECTMEN)

Please sign in ink.



THIS BUDGET SHALL BE POSTED WITH THE TOWN WARRANT

FOR DRA USE ONLY

NH DEPARTMENT OF REVENUE ADMINISTRATION
MUNICIPAL SERVICES DIVISION
P.O. BOX 487, CONCORD, NH 03302-0487
(603)271-3397

MS-6

Rev. 07/07

Budget of the Town (Form MS-6) (continued)

MS-6		Budget - Town of		HENNIKER		FY 2011	
1	2	3	4	5	6	7	
Acct. #	PURPOSE OF APPROPRIATIONS (RSA 32:3,V)	OP Bud. Warr. Art.#	Appropriations Prior Year As Approved by DRA	Actual Expenditures Prior Year	Appropriations Ensuing FY (RECOMMENDED)	Appropriations Ensuing FY (NOT RECOMMENDED)	
GENERAL GOVERNMENT			XXXXXXXXXX	XXXXXXXXXX	XXXXXXXXXX	XXXXXXXXXX	
4130-4139	Executive		21,344	20,008	21,244		
4140-4149	Election,Reg.& Vital Statistics		73,041	73,049	71,867		
4150-4151	Financial Administration		572,265	566,005	579,777		
4152	Revaluation of Property		125,000	114,096	0		
4153	Legal Expense		15,000	30,534	25,000		
4155-4159	Personnel Administration						
4191-4193	Planning & Zoning		53,227	46,860	52,548		
4194	General Government Buildings						
4195	Cemeteries		6,500	6,450	7,250		
4196	Insurance		98,793	102,471	106,809		
4197	Advertising & Regional Assoc.		3,222	3,222	3,256		
4199	Other General Government						
PUBLIC SAFETY						XXXXXXXXXX	
4210-4214	Police		1,045,622	992,907	1,047,160		
4215-4219	Ambulance						
4220-4229	Fire		493,641	450,193	509,142		
4240-4249	Building Inspection		17,125	11,533	8,496		
4290-4298	Emergency Management		3,582	1,292	2,042		
4299	Other (Incl. Communications)						
AIRPORT/AVIATION CENTER						XXXXXXXXXX	
4301-4309	Airport Operations						
HIGHWAYS & STREETS						XXXXXXXXXX	
4311	Administration		602,156	560,856	616,121		
4312	Highways & Streets		224,015	259,199	296,602		
4313	Bridges						
4316	Street Lighting		20,225	22,218	20,225		
4319	Other						
SANITATION						XXXXXXXXXX	
4321	Administration		662,472	567,029	495,061		
4323	Solid Waste Collection						
4324	Solid Waste Disposal						
4325	Solid Waste Clean-up						
4326-4329	Sewage Coll. & Disposal & Other						

MS-6
Rev. 07/07

Budget of the Town (Form MS-6) (continued)

MS-6

Budget - Town of

HENNIKER

FY 2011

1	2	3	4	5	6	7
Acct. #	PURPOSE OF APPROPRIATIONS (RSA 32:3,V)	OP Bud. Warr. Art.#	Appropriations Prior Year As Approved by DRA	Actual Expenditures Prior Year	Appropriations Ensuing FY (RECOMMENDED)	Appropriations Ensuing FY (NOT RECOMMENDED)
WATER DISTRIBUTION & TREATMENT			XXXXXXXXXX	XXXXXXXXXX	XXXXXXXXXX	XXXXXXXXXX
4331	Administration					
4332	Water Services					
4335-4339	Water Treatment, Conserv. & Other					
ELECTRIC						
4351-4352	Admin. and Generation					
4353	Purchase Costs					
4354	Electric Equipment Maintenance					
4359	Other Electric Costs					
HEALTH						
4411	Administration					
4414	Pest Control		26,940	26,870	26,940	
4415-4419	Health Agencies & Hosp. & Other		58,314	58,314	58,314	
WELFARE						
4441-4442	Administration & Direct Assist.		80,000	75,568	80,000	
4444	Intergovernmental Welfare Pymts					
4445-4449	Vendor Payments & Other					
CULTURE & RECREATION						
4520-4529	Parks & Recreation		41,299	35,798	42,149	
4550-4559	Library		190,804	183,552	190,804	
4583	Patriotic Purposes		2,150	2,139	2,150	
4589	Other Culture & Recreation		6,350	5,886	5,850	
CONSERVATION						
4611-4612	Admin. & Purch. of Nat. Resources		3,338	2,406	3,338	
4619	Other Conservation					
4631-4632	REDEVELOPMENT & HOUSING					
4651-4659	ECONOMIC DEVELOPMENT					
DEBT SERVICE						
4711	Princ.- Long Term Bonds & Notes		64,000	64,000	59,000	
4721	Interest-Long Term Bonds & Notes		25,043	25,041	21,335	
4723	Int. on Tax Anticipation Notes		15,000	8,489	15,000	
4790-4799	Other Debt Service					

MS-6
Rev. 07/07

Budget of the Town (Form MS-6) (continued)

MS-6

Budget - Town of

HENNIKER

FY 2011

1	2	3	4	5	6	7
Acct. #	PURPOSE OF APPROPRIATIONS (RSA 32:3,V)	OP Bud. Warr. Art.#	Appropriations Prior Year As Approved by DRA	Actual Expenditures Prior Year	Appropriations Ensuing FY (RECOMMENDED)	Appropriations Ensuing FY (NOT RECOMMENDED)
CAPITAL OUTLAY			XXXXXXXXXX	XXXXXXXXXX	XXXXXXXXXX	XXXXXXXXXX
4901	Land		158,056	151,530		
4902	Machinery, Vehicles & Equipment		175,000	0		
4903	Buildings		36,000	33,135		
4909	Improvements Other Than Bldgs.		319,000	0		
OPERATING TRANSFERS OUT						XXXXXXXXXX
4912	To Special Revenue Fund					
4913	To Capital Projects Fund					
4914	To Enterprise Fund					
	Sewer-		530,606	530,606	506,304	
	Water-		300,000	300,000	300,258	
	Electric-					
	Airport-					
4915	To Capital Reserve Fund*		2,000	2,000		
4916	To Exp.Tr.Fund-except #4917*					
4917	To Health Maint. Trust Funds*					
4918	To Nonexpendable Trust Funds					
4919	To Fiduciary Funds					
OPERATING BUDGET TOTAL			6,071,130	5,333,256	5,174,042	

* Use special warrant article section on next page.

MS-6
Rev. 07/07

Budget of the Town (Form MS-6) (continued)

MS-6

Budget - Town of

HENNIKER

FY 2011

1	2	3	4	5	6
Acct. #	SOURCE OF REVENUE	Warr. Art.#	Estimated Revenues Prior Year	Actual Revenues Prior Year	Estimated Revenues Ensuing Year
TAXES			XXXXXXXXXX	XXXXXXXXXX	XXXXXXXXXX
3120	Land Use Change Taxes - General Fund		8,000	6,420	8,000
3180	Resident Taxes				
3185	Timber Taxes		15,000	16,114	15,000
3186	Payment in Lieu of Taxes		18,898	18,378	18,898
3189	Other Taxes				
3190	Interest & Penalties on Delinquent Taxes		90,000	120,294	90,000
	Inventory Penalties				
3187	Excavation Tax (\$.02 cents per cu yd)		4,500	4,427	4,500
LICENSES, PERMITS & FEES					
3210	Business Licenses & Permits		1,000	1,215	1,000
3220	Motor Vehicle Permit Fees		700,000	662,380	700,000
3230	Building Permits		2,500	2,825	2,500
3290	Other Licenses, Permits & Fees		6,000	5,932	5,500
3311-3319	FROM FEDERAL GOVERNMENT			45,840	
FROM STATE					
3351	Shared Revenues				
3352	Meals & Rooms Tax Distribution		219,130	217,323	219,130
3353	Highway Block Grant		158,056	158,006	175,702
3354	Water Pollution Grant		16,708	16,708	16,708
3355	Housing & Community Development		290,000		
3356	State & Federal Forest Land Reimbursement		268	244	268
3357	Flood Control Reimbursement		89,979	93,485	50,000
3359	Other (Including Railroad Tax)		36,400	6,352	5,950
3379	FROM OTHER GOVERNMENTS		8,920	9,650	8,920
CHARGES FOR SERVICES					
3401-3406	Income from Departments		250,500	229,141	301,758
3409	Other Charges		1,200	911	1,200
MISCELLANEOUS REVENUES					
3501	Sale of Municipal Property		0	2,464	250,000
3502	Interest on Investments		1,000	1,740	1,000
3503-3509	Other		7,500	7,832	8,200

MS-6
Rev. 07/07

Budget of the Town (Form MS-6) (continued)

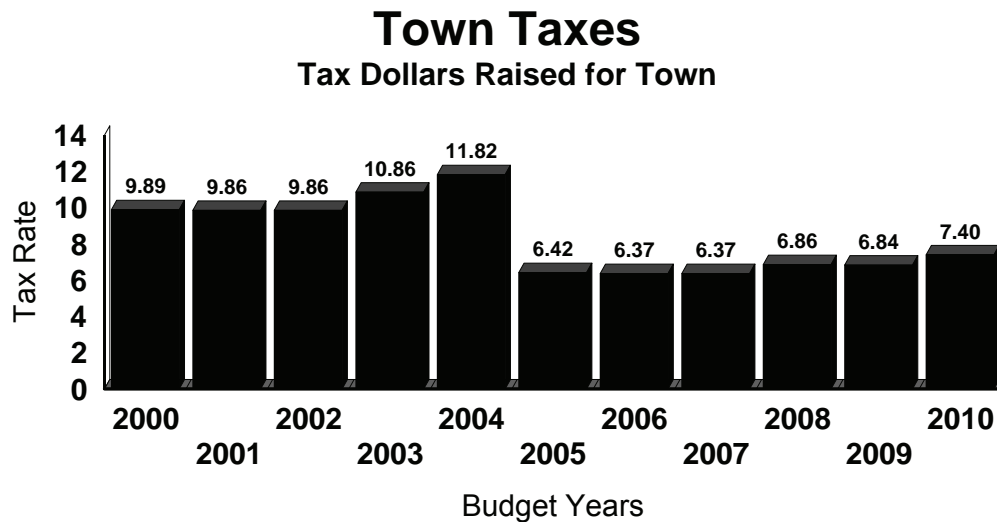
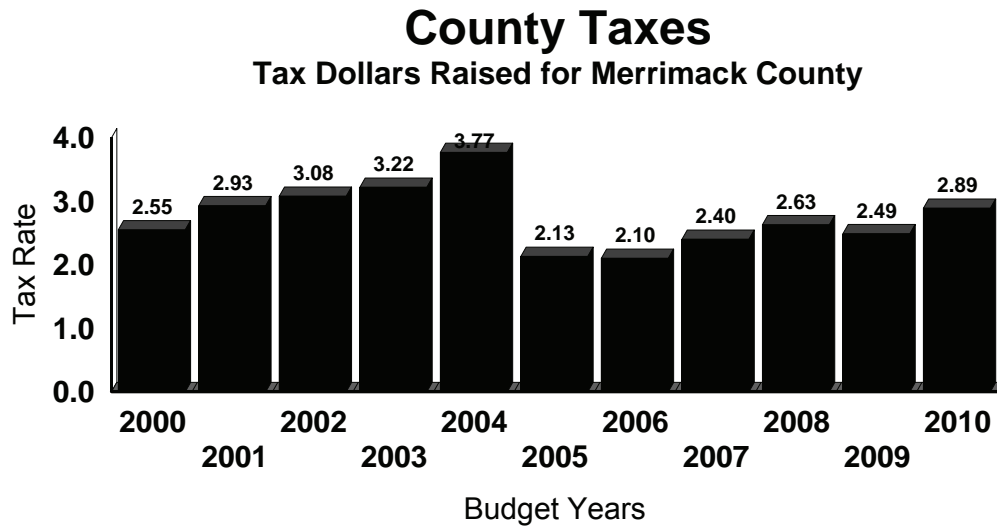
MS-6 Budget - Town of HENNIKER FY 2011

1	2	3	4	5	6
Acct. #	SOURCE OF REVENUE	Warr. Art.#	Estimated Revenues Prior Year	Actual Revenues Prior Year	Estimated Revenues Ensuing Year
INTERFUND OPERATING TRANSFERS IN			XXXXXXXX	XXXXXXXX	XXXXXXXX
3912	From Special Revenue Funds				
3913	From Capital Projects Funds				
3914	From Enterprise Funds				
	Sewer - (Offset)		513,898	513,898	489,596
	Water - (Offset)		300,000	300,000	300,258
	Electric - (Offset)				
	Airport - (Offset)				
3915	From Capital Reserve Funds		249,673	249,673	0
3916	From Trust & Fiduciary Funds		67,969	64,929	15,781
3917	Transfers from Conservation Funds				
OTHER FINANCING SOURCES					
3934	Proc. from Long Term Bonds & Notes				
	Amount VOTED From FIB ("Surplus")				
	Fund Balance ("Surplus") to Reduce Taxes		272,538	272,538	
TOTAL ESTIMATED REVENUE & CREDITS			3,329,637	3,028,719	2,689,869

BUDGET SUMMARY

	Prior Year	Ensuing Year
Operating Budget Appropriations Recommended (from page 4)	6,071,130	5,174,042
Special Warrant Articles Recommended (from page 5)	0	397,702
Individual Warrant Articles Recommended (from page 5)	0	0
TOTAL Appropriations Recommended	6,071,130	5,571,744
Less: Amount of Estimated Revenues & Credits (from above)	-3,329,637	-2,689,869
Estimated Amount of Taxes to be Raised	2,741,493	2,881,875

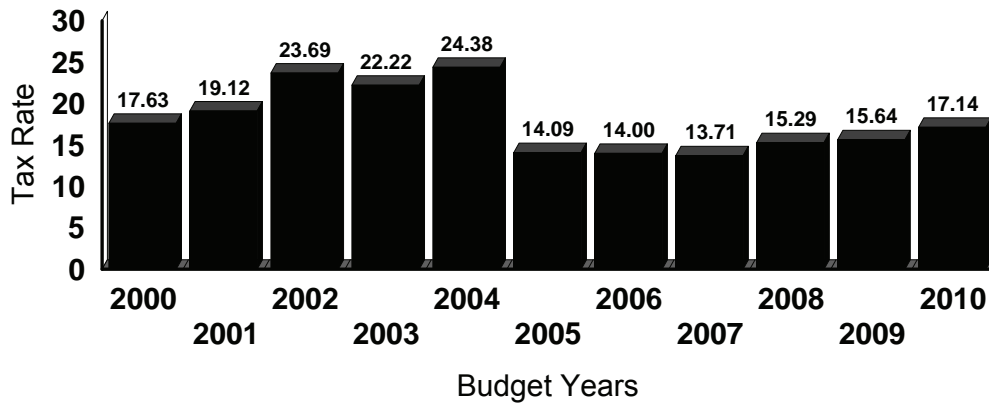
History of Tax Dollars Raised



History of Tax Dollars Raised (continued)

Local School Taxes

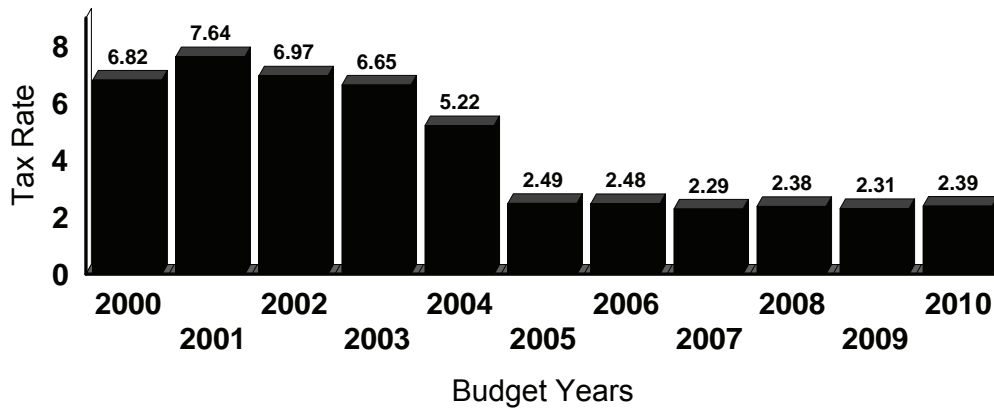
Tax Dollars Raised for Local/Regional Schools



Tax Rates listed are based on \$1000 of valuation.

State School Taxes

Tax Dollars Raised for State School Taxes



Tax Rates listed are based on \$1000 of valuation.

2010 Summary Inventory of Valuation (Form MS-1)

SUMMARY INVENTORY OF VALUATION FORM MS-1 FOR 2010

The values and figures provided represent the detailed values that are used in the town tax assessments.

This information, as well as town revenue and school information, determine the annual tax rate.

Land	Acres	Value
Current Use	16,818.18	1,767,258
Discretionary Preservation Easement	0.20	13,395
Residential	5,478.80	144,213,685
Commercial/Industrial	1,233.00	18,541,710
TOTAL	23,530.18	
Total taxable land		164,536,048
Exempt land *	2,798.00	12,472,350
Buildings		Value
Residential		165,130,636
Manufactured Housing		1,594,600
Commercial/Industrial		45,542,500
Discretionary Preservation Easement		65,025
Total taxable buildings		212,332,761
Exempt buildings *		35,956,500
Public Utilities (PSNH)		9,294,500
Vaue before exemptions		386,163,309
School dining/dormitory/kitchen exemption (1)		150,000
Improvements to assist disabled		77,570
		227,570
Modified assessed valuation of all properties		385,935,739
	#	
Blind exemption	3	150,000
Elderly exemption	26	3,809,079
Disabled exemption	14	1,540,000
Wood heating energy exemption	24	46,759
Solar energy exemption	13	103,034
Total dollar amount of exemptions		5,648,872
Net value on which the tax rate for municipal, county & local education is computed (This value = modified valuation - exemptions)		380,286,867
Less public utilities (PSNH)		9,294,500
Net valuation without utilities on which tax rate for state education is computed		370,992,367

* Exempt land and buildings are: town-owned properties, New England College, State of NH, US Government, religious, cemeteries

2010 Summary Inventory of Valuation (Form MS-1) (continued)

VETERAN CREDIT REPORT

	#	
Totally & permanently disabled veterans	6	12,000
Other war service credits	173	34,600
Total number of veterans and credit amounts	179	46,600

Total Revenues received in lieu of taxes: 18,563.00

State & federal forest land, and/or flood control land,
MRK Management and Contoocook Village Precinct

ELDERLY EXEMPTION REPORT

Age	#		Maximum Allowed	Actual Exemption
65 - 74	9	130,000	1,170,000	1,170,000
75 - 79	7	150,000	1,050,000	1,050,000
80+	10	350,000	3,500,000	1,603,775
Totals	26		5,720,000	3,823,775

CURRENT USE REPORT

	Total Number Acres	Assessed Valuation
Farm	1,357.74	391,323
Forest/unmanaged	8,035.26	942,583
Forest/managed	6,682.79	418,479
Unproductive	78.56	2,012
Wetland	663.83	12,851
Totals	16,818.18	1,767,248

2,272.60 20% recreation adjustment (total acres)
5.79 Acres removed from current use 2010

307 Total owners in current use
468 Total parcels in current use

Total amount of Land Use Change Taxes collected 14,900
Land Use Change Tax for Conservation Commission 7,450

The above MS-1 form for 2010 was duly signed by the Board of Selectmen on 11/09/2010 and forwarded to the Department of Revenue Administration, Community Services Division, Municipal Finance Bureau.

Respectfully submitted,
Cynthia M. Marsland
Assessing Technician

Valuation of Exempt Properties as of April 1, 2010

VALUATION OF EXEMPT PROPERTIES as of APRIL 1, 2010

TOWN LAND & BUILDINGS	LOT NO.	ACRES	LAND	BUILDING	TOTAL
ACADEMY HALL	203	0.18	83,200	251,500	334,700
COMMUNITY CENTER	242B	0.34	84,900	380,900	465,800
COMMUNITY PARK	242A	0.58	54,500	4,500	59,000
COMMUNITY CENTER PARKING LOT	240	0.47	113,200		113,200
CRANEY HILL TOWER	654A	3.60	35,100	2,000	37,100
FIRE/RESCUE BUILDING	191	1.39	100,600	523,900	624,500
GRANGE	413	3.82	91,000	137,000	228,000
HIGHWAY GARAGE	509A	1.25	100,300	143,900	244,200
POLICE DEPARTMENT	397X	0.27	125,600	314,700	440,300
SEWAGE TREATMENT PLANT	509B/513	4.30	429,000	3,988,300	4,417,300
SEWAGE TRMT/PUMP STATIONS	396B	0.16	46,100	1,600	47,700
TOWN HALL	421	3.20	89,800	417,400	507,200
TRANSFER STATION	665	12.79	136,400	68,600	205,000
TRANSFER STATION/GRAVEL BANK	592B	18.40	121,100		121,100
TUCKER FREE LIBRARY	413C	0.36	85,500	629,300	714,800
<i>TOWN FORESTS & CONSERVATION LAND</i>					
BUEHLER/SALMEN FOREST	739	52.00	97,900		97,900
CHASE BROOK SETTLEMENT	583	61.12	57,900		57,900
WESTERN AVENUE	561	3.62	11,575		11,575
WESTERN AVENUE	561B	3.93	13,075		13,075
WESTERN AVENUE	763D	0.25	4,375		4,375
PRESTON MEMORIAL FOREST	48	16.50	82,000		82,000
QUAKER STREET	721B	0.36	89,400		89,400
TOTALS		188.89	2,052,525	6,863,600	8,916,125
TAX DEEDED PROPERTIES	LOT NO.	ACRES	LAND	BUILDING	TOTAL
BRADFORD ROAD	98	35.00	230,300		230,300
COLBY HILL ROAD	86	97.00	145,300		145,300
CRANEY POND ROAD	735	5.50	80,400		80,400
CRESCENT STREET (REAR OF)	241B	0.11	67,000		67,000
FLANDERS ROAD - NICHOLS POND	436C	2.27	62,300		62,300
PASTURE LANE	660XX	26.50	69,200		69,200
RTE 202/9 S/S	275X	0.50	6,900		6,900
RTE 114 W/S	664	1.00	7,700		7,700
STONEHEDGE DRIVE	588B7	1.63	73,000		73,000
WARNER ROAD	50	20.00	78,200		78,200
WARNER ROAD	47	37.00	167,300	25,300	192,600
WESTERN AVENUE	399B	1.64	80,200		80,200
WESTERN AVENUE	381A2	1.80	116,100		116,100
WESTERN AVENUE	408A	1.00	65,700		65,700
WESTERN AVENUE/RR BED	402	0.75	44,400		44,400
WESTERN AVENUE/PAPERMILL	380A	13.42	76,900		76,900
WESTERN AVENUE/CANAL	381A3	0.47	28,250		28,250
TOTALS		245.59	1,399,150	25,300	1,424,450
RELIGIOUS	LOT NO.	ACRES	LAND	BUILDING	TOTAL
CONGREGATIONAL CHURCH/PARSONAGE	175	0.54	96,200	130,700	226,900
CONGREGATIONAL CHURCH	204	1.10	106,700	865,300	972,000
CONGREGATIONAL CHURCH	166A	0.36	44,400	51,000	95,400
CONGREGATIONAL CHURCH	166	0.51	76,300		76,300
FRIENDS SOCIETY OF WEARE	638	0.20	60,600	75,100	135,700
QUAKER SCHOOL HOUSE	634	0.16	59,200	78,200	137,400
ST. THERESA'S CHURCH	551X	23.35	271,800	2,641,500	2,913,300
TOTALS		26.22	715,200	3,841,800	4,557,000

Valuation of Exempt Properties as of April 1, 2010 (continued)

CEMETERIES	LOT NO.	ACRES	LAND	BUILDING	TOTAL
CIRCLE STREET	422	2.00	73,700	1,200	74,900
DEPOT HILL ROAD	434	1.08	60,000		60,000
NEW CEMETERY N/S	237A/251	9.35	90,600	16,500	107,100
NEW CEMETERY S/S	514/515	11.25	93,800	7,600	101,400
PLUMMER HILL	703	1.05	59,900		59,900
QUAKER STREET	635	0.80	51,600		51,600
TOTALS		25.53	429,600	25,300	454,900
COGSWELL SPRINGS WATER WORKS	LOT NO.	ACRES	LAND	BUILDING	TOTAL
CSWW OFFICE	96H	5.02	110,200	535,700	645,900
TOWN WELLS	501.499B,571X1 582A,517F,571X1	40.00	117,200	64,900	182,100
PUMPING STATION	255CS			12,000	12,000
PATTERSON HILL WELL	573	1.00	59,800		59,800
TOTALS		46.02	287,200	612,600	899,800
SCHOOL DISTRICT	LOT NO.	ACRES	LAND	BUILDING	TOTAL
HENNIKER COMMUNITY SCHOOLS	413A/413B 410/411/412	4.03	402,000 85,700	7,526,700 21,400	7,928,700 107,100
TOTALS		4.03	402,000	7,526,700	8,035,800
OTHER	LOT NO.	ACRES	LAND	BUILDING	TOTAL
REGION VI DEVELOPMENT SERVICES	153K	0.49	91,100	136,900	228,000
NEW ENGLAND COLLEGE *	MULTI	186.26	21,642,100	15,492,400	37,134,500
CHURCH OF THE NAZARENE	103A36	0.47	72,400	80,800	153,200
TOTALS		187.22	21,805,600	15,710,100	37,515,700
* TOTAL TAXABLE \$ 10,169,800 TOTAL ASSESSED 28,304,300					
STATE OF NEW HAMPSHIRE	LOT NO.	ACRES	LAND	BUILDING	TOTAL
AMES FOREST	608	16.60	88,200		88,200
BROWNS WAY	763B	10.00	48,700		48,700
BROWNS WAY S/S	557X1	7.00	56,275		56,275
COLBY CROSSING & RTE 114	673x	2.00	61,800		61,800
CRANEY HILL FOREST	606	21.00	183,600		183,600
FRENCH POND ACCESS	313A	0.40	90,475	13,200	103,675
KEYSER POND ACCESS	618B	0.13	79,275		79,275
OLD CONCORD ROAD	486C	9.00	71,100		71,100
PATCH ROAD & RTE 114	592E	0.34	50,800		50,800
PLEASANT POND ACCESS	721A	0.12	80,800		80,800
STATE SHEDS	516	2.45	82,700	231,400	314,100
TOTTEN TRAILS	646	109.00	257,100		257,100
TWIXT RTE 202/OLD RR	550F	0.74	8,100		8,100
VINCENT STATE FOREST	721F	4.70	81,700		81,700
TOTALS		183.48	1,240,625	244,600	1,485,225
US GOVERNMENT	LOT NO.	ACRES	LAND	BUILDING	TOTAL
CONTOOCCOOK RIVER S/S	391X	4.70	9,400		9,400
WEARE ROAD & WATER STREET *	530	151.80	419,000		419,000
OLD CONCORD ROAD S/S *	301	770.91	1,399,625		1,399,625
RIVER ROAD S/S *	599A	825.40	1,206,200		1,206,200
RUSH ROAD	272	0.50	9,100		9,100
RAMSDELL ROAD	484	0.44	23,400		23,400
** EACH ASSESSMENT CARD LISTS SEVERAL LOTS					
TOTALS		1753.75	3,066,725		3,066,725
GRAND TOTALS		2660.73	31,398,625	34,850,000	66,355,725

Respectfully submitted,
Cynthia M. Marsland
Assessing Technician

Report of the Treasurer for 2010

REPORT OF THE TREASURER FOR THE YEAR 2010

Citizens Bank (General Fund)

Beginning Balance 1/1/2010

687,477.56

Received from Town Clerk/Tax Collector 12,071,822.88

Received from Selectmen:

Payment in Lieu of Taxes	18,378.72	
Permit fees	2,825.45	
State of NH Rooms Meals	217,323.86	
St of NH Highway Block Grant	158,006.21	
St of NH Flood Control	93,485.29	
St of NH Forest Land	244.33	
St of NH Landfill Aid	5,950.10	
St of NH Water Pollution Control	16,708.00	
St of NH DES Grant	402.50	
Transfer -St of NH HHHWD	2,543.00	
Transfer - HHHWD Other Towns	9,650.00	
Transfer - Haulers	43,085.15	
Transfer - Sale of Trash/Fees	37,222.11	
Transfer - St of NH Used Oil Grant	1,507.98	
Transfer - Sale of Permits	378.00	
Fire - Misc Revenue	1,365.00	
Fire-Diesel Evac Grant FEMA	29,210.00	
Rescue Billing	123,778.01	
Rescue Intercept/Standby Fees	11,950.00	
Zoning - Application Fees	1,020.00	
Planning - Application/Escrow Fees	11,595.00	
Police - Witness Reimbursement	2,564.48	
Police - Court Fines	14,119.82	
Police - Extra Duty Fees	12,075.22	
Police- Parking Tickets	5,790.00	
Police - Auction Sale of Old Cruiser	2,464.00	
Highway Misc Revenue	1,000.34	
Highway - St of NH Emer Mgt Radio Grant	4,992.30	
Photocopy, book sales, map sales, Misc	1,041.30	
Lease Town Property	7,652.90	
Welfare Reimbursement	50.00	
Trust Fund Income (2010)	16,508.05	
Trust Fund Reimbursement (A/R -12/31/09)	65,706.94	
Trust Fund Reimbursement (2010 Projects)	32,960.00	
Employee Disability Wage Reimbursements	19,507.40	
Health Insurance Reimbursement	6,048.12	
12/31/09 Accounts Receivable, refunds	15,175.30	994,284.88

Received From Wastewater Treatment	676,000.00
Received From Cogswell Spring Water Works	330,000.00
Received From Conservation Fund	27,151.70
Received From Bonds Held Fund	12,016.25
Received From Athletic Expendable Trust Fund	2,200.00
Received From Shot Expendable Trust Fund	1,459.49
Received From Impact Fee Account	20,000.00
Received From Citizens Investment Account	1,500,000.00
Received From Lake Sunapee TAN	2,400,000.00
Reimbursement for checks returned	17,991.15
Interest Earned on Account	1,666.55

Report of the Treasurer for 2010 (continued)

Total Received		18,054,592.90
Disbursed Selectmen Orders	(5,795,862.52)	
Disbursed to Henniker School District	(4,056,222.00)	
Disbursed to John Stark Regional HS	(2,670,005.00)	
Disbursed to County of Merrimack	(1,099,539.00)	
Disbursed to Lake Sunapee TAN repayment	(2,400,000.00)	
Checks Returned	(19,833.65)	
Service Fees on Account	(1,227.51)	
Total Disbursed		(16,042,689.68)
Ending Balance 12/31/2010		2,699,380.78

Citizens Bank (Investment)

Beginning Balance 1/1/2010	1,500,180.82
Wire Out to General Fund	(1,500,000.00)
Interest Earned	483.62
Ending Balance 12/31/2010	664.44

Citizens Bank (Impact Fee Account)

Beginning Balance 1/1/2010	21,512.80
Wire Out to General Fund	(20,000.00)
Deposits	19,602.00
Interest Earned	36.54
Ending Balance 12/31/2010	21,151.34

Citizens Bank (Bonds Held)

Beginning Balance 1/1/2010	30,624.68
Wire Out to General Fund	(12,016.25)
Interest Earned	43.30
Ending Balance 12/31/2010	18,651.73

Lake Sunapee Bank (General Fund)

Beginning Balance 1/1/2010	100.00
Wire Out to General Fund	(2,400,000.00)
Advance from TAN	2,400,000.00
Ending Balance 12/31/2010	100.00

Citizens Bank (Conservation)

Beginning Balance 1/1/2010	228,452.92
Wire Out to General Fund	(27,151.70)
Interest Earned	371.18
Ending Balance 12/31/2010	201,672.40

Report of the Treasurer for 2010 (continued)

Citizens Bank (Parks)

Beginning Balance 1/1/2010	116.46
Interest Earned	0.21
Ending Balance 12/31/2010	116.67

Citizens Bank (Retainage)

Beginning Balance 1/1/2010	1,906.72
Interest Earned	2.31
Ending Balance 12/31/2010	1,909.03

Citizens Bank (SHOT Exp Trust)

Beginning Balance 1/1/2010	127.43
Deposits	2,978.00
Transfer to General Fund	(1,607.57)
Interest Earned	2.27
Ending Balance 12/31/2010	1,500.13

Citizens Bank (Athletic Exp Trust)

Beginning Balance 1/1/2010	2,246.49
Interest Earned	7.10
Deposits	10,313.86
Transfer to General Fund	(2,200.00)
Transfer to General Fund	(1,889.95)
Ending Balance 12/31/2010	8,477.50

Summary of Funds Held

Citizens Bank General Fund	2,699,380.78
Citizens Bank Investment	664.44
Citizens Bank Impact Fee	21,151.34
Citizens Bank Bonds Held	18,651.73
Lake Sunapee General Fund	100.00
Citizens Bank Conservation	201,672.40
Citizens Bank Parks	116.67
Citizens Bank Retainage	1,909.03
Citizens Bank SHOT	1,500.13
Citizens Bank Athletic	8,477.50
Citizens Bank Wastewater Treatment	296,456.58
Citizens Bank Cogswell Spring Water	14,396.99
Gross Total of Funds Held 12/31/2010	3,264,477.59

Trustees of the Trust Fund: COMMON TRUST FUND (Form MS-9)

REPORT OF THE TRUST FUNDS OF THE TOWN OF HENNIKER, NH ON DECEMBER 31, 2010 (MS-9)

DATE OF CREATION	NAME OF TRUST FUND	FUND CODE	PURPOSE OF TRUST FUND	HOW INVESTED	%	BALANCE BEGINNING YEAR	ADDITIONS/NEW FUNDS CREATED	CASH GAINS OR (LOSSES)	WITHDRAWALS	BALANCE END YEAR	BALANCE BEGINNING YEAR	INCOME PERCENT	DURING YEAR AMOUNT	EXPENDED DURING YEAR	FEES	BALANCE END YEAR	GRAND TOTAL OF PRINCIPAL & INCOME
COMMON TRUST FUND																	
1903 Cemetery		C1	Upkeep of Lots	Stocks & Bonds	4.87%	110,178.65	0.00	(4,260.93)	0.00	105,917.73	2,987.24	3,253.33	(2,987.24)	2,625.37			108,543.10
1920 D&W & El Cogswell		C2	Cemeteries	Stocks & Bonds	1.71%	38,812.45	0.00	(1,500.99)	0.00	37,311.46	1,052.31	1,146.04	(1,052.31)	924.84			38,236.30
1922 James & Hannah Straw		C3	North Cemetery	Stocks & Bonds	5.45%	123,355.56	0.00	(4,770.52)	0.00	118,585.04	3,344.50	3,642.41	(3,344.50)	2,939.36			121,524.40
1903 First Burial Yard		C4	Upkeep of Lots	Stocks & Bonds	0.08%	1,857.94	0.00	(71.85)	0.00	1,786.09	50.37	54.86	(50.37)	44.28			1,830.36
1903 Cemetery		C5	Upkeep of Lots	Stocks & Bonds	0.05%	12,386.05	0.00	(479.00)	0.00	11,907.05	335.52	365.73	(335.62)	285.14			12,202.19
1903 Plummer		C6	Upkeep of Lots	Stocks & Bonds	0.42%	9,546.61	0.00	(369.20)	0.00	9,177.61	258.84	281.90	(258.84)	227.49			9,405.10
1903 Quaker		C7	Upkeep of Lots	Stocks & Bonds	0.13%	2,892.12	0.00	(115.71)	0.00	2,776.42	81.13	88.35	(81.13)	71.28			2,947.71
1929 LA Cogswell		L1	Tucker Free Lib.	Stocks & Bonds	2.65%	59,897.32	0.00	(2,316.40)	0.00	57,580.91	1,623.98	1,768.63	(1,623.98)	1,427.25			59,008.16
1901 Francis O. Holmes Mem		L2	Tucker Free Lib.	Stocks & Bonds	0.18%	185.55	100.00	(1,611.87)	0.00	4,123.68	108.06	123.59	(108.06)	98.74			4,223.42
1920 D&W & El Cogswell		L3	Library	Stocks & Bonds	1.71%	38,812.45	0.00	(1,500.99)	0.00	37,311.46	1,052.32	1,146.04	(1,052.32)	924.83			38,236.29
1943 AD Hunton		L4	Benefit Library	Stocks & Bonds	0.12%	2,656.09	0.00	(102.72)	0.00	2,553.37	72.01	78.43	(72.01)	63.29			2,616.66
1987 Marjorie B. Bennett		L5	Library	Stocks & Bonds	1.14%	25,798.39	0.00	(997.70)	0.00	24,800.69	699.46	761.77	(699.46)	614.73			25,415.43
1984 Scott J. Berry Lib		L6	Use of Library	Stocks & Bonds	0.20%	4,610.25	0.00	(178.29)	0.00	4,431.96	124.99	136.13	(124.99)	109.86			4,541.81
1992 Mary F. Kjellman		L7	Library	Stocks & Bonds	0.09%	5,957.11	75.00	(220.32)	0.00	5,736.79	144.30	168.22	(144.30)	135.75			5,887.54
2001 James W. Doon Fund		L8	Library	Stocks & Bonds	0.09%	2,147.66	0.00	(83.06)	0.00	2,064.60	58.23	63.42	(58.23)	51.18			2,115.78
1950 Perston Fund		L9	Books, Tucker Lib	Stocks & Bonds	1.19%	27,018.57	0.00	(1,044.89)	0.00	25,973.68	732.55	797.80	(732.55)	643.80			26,617.48
1938 Alice V. Coby		L10	Library Books	Stocks & Bonds	0.04%	798.86	0.00	(30.89)	0.00	767.97	21.66	23.59	(21.66)	19.04			787.00
1903 George W. Tucker		L11	Benefit Tucker Lib	Stocks & Bonds	11.22%	253,935.12	0.00	(9,820.40)	0.00	244,114.71	6,884.87	7,498.13	(6,884.87)	6,050.84			250,165.56
1906 Robert N. Fitch Memorial		L12	Technology	Stocks & Bonds	0.62%	13,875.14	800.00	(540.46)	0.00	14,234.68	335.52	412.65	(335.52)	333.01			14,567.68
2009 Walter K. Robinson		L13	Tucker Free Lib.	Stocks & Bonds	0.11%	2,540.00	100.00	(86.23)	0.00	2,453.77	75.00	75.00	0.00	60.52			2,514.29
1977 Beth Borden Scholarship		S1	Scholarships	Stocks & Bonds	1.04%	23,522.11	0.00	(909.67)	0.00	22,612.44	637.07	694.55	(637.07)	560.49			23,172.93
1969 Heniker Women's Club Educational Fund		S2	Scholarships	Stocks & Bonds	0.23%	5,204.49	0.00	(201.27)	0.00	5,003.21	141.10	150.26	(141.10)	283.80			5,297.01
1977 NCP Pamerter School		S3	Scholarships	Stocks & Bonds	0.98%	24,742.11	0.00	(935.85)	0.00	23,785.26	670.92	730.59	(670.92)	569.57			24,374.82
1952 Max Israel Scholarship		S4	Scholarships	Stocks & Bonds	1.06%	21,675.53	0.00	(838.26)	0.00	20,837.27	597.49	640.37	(597.49)	516.49			21,353.76
1986 Evelyn Beane Fund		S5	Scholarships	Stocks & Bonds	0.07%	1,584.95	0.00	(61.29)	0.00	1,523.66	43.98	46.80	(43.98)	37.76			1,561.42
1987 Charles H. Tucker Fund		S6	Scholarships	Stocks & Bonds	0.45%	10,199.33	0.00	(394.44)	0.00	9,804.89	216.54	234.70	(216.54)	189.41			10,047.92
1985 Geo Pamerter Scholarship		S7	Scholarships	Stocks & Bonds	0.35%	7,948.63	0.00	(307.40)	0.00	7,641.23	215.50	234.70	(215.50)	184.23			7,830.64
1997 Kathy Conroy Scholarship		S8	Scholarships	Stocks & Bonds	0.25%	5,625.33	0.00	(217.55)	0.00	5,407.78	152.51	166.70	(152.51)	134.05			5,541.83
1997 John W. Blair Scholarship		S9	Scholarships	Stocks & Bonds	0.20%	4,855.43	0.00	(177.33)	0.00	4,678.10	124.32	135.40	(124.32)	109.27			4,517.38
1998 Francis Brown Scholarship		S10	Scholarships	Stocks & Bonds	1.49%	33,716.16	296.67	(1,303.98)	0.00	32,710.85	1,186.48	995.62	(1,186.48)	803.45			33,514.30
1998 Scott E. Pamerter Scholarship		S11	Scholarships	Stocks & Bonds	0.12%	2,618.75	0.00	(101.27)	0.00	2,517.48	71.00	77.33	(71.00)	62.40			2,579.88
1999 James K. Crane Fund		S12	Scholarships	Stocks & Bonds	0.33%	7,359.48	0.00	(284.61)	0.00	7,074.87	185.98	217.31	(185.98)	175.36			7,259.83
2005 Beulah Brown Scholarship		E1	High School Bldg	Stocks & Bonds	10.32%	233,626.69	0.00	(9,036.02)	0.00	224,591.68	12,886.19	8,022.31	(12,886.19)	101,884.12			326,475.80
1920 LA Cogswell Fund		E2	Schools	Stocks & Bonds	12.00%	271,887.34	0.00	(10,508.93)	0.00	261,380.41	7,366.18	8,022.31	(7,366.18)	6,473.84			267,854.25
1937 DW & El Cogswell		E3	Temperance Firmschool	Stocks & Bonds	0.08%	1,639.24	0.00	(71.13)	0.00	1,568.11	43.66	54.31	0.00	104.48			1,678.73
1929 Annie M. Blaisdell Fund		E4	Attendance Firmschool	Stocks & Bonds	0.07%	1,553.73	0.00	(60.89)	0.00	1,492.85	37.11	45.86	0.00	104.48			1,597.31
1929 George H. Dodge		E5	Athletic Field	Stocks & Bonds	0.07%	3,335.45	0.00	(126.89)	0.00	3,208.56	1,711.64	1,039.52	0.00	13,746.06			46,171.25
1929 LA Cogswell Athletic Fund		E6	Benefit Town	Stocks & Bonds	0.08%	3,335.45	0.00	(126.89)	0.00	3,208.56	1,711.64	1,039.52	0.00	13,746.06			46,171.25
1968 George W. Noyes Fund		T1	Stone bridge/town vote	Stocks & Bonds	6.24%	141,219.41	0.00	(5,461.39)	0.00	135,758.05	3,399.74	4,169.89	(3,399.74)	9,714.75			145,472.80
1976 Ida Badger		T2	Town Poor	Stocks & Bonds	25.13%	588,839.45	0.00	(21,988.66)	0.00	566,850.79	15,422.78	16,796.54	(15,422.78)	13,554.48			580,395.27
1925 J. Procter & Procter Farm		T3	Heniker Fire Department	Stocks & Bonds	0.25%	5,600.92	0.00	(216.60)	0.00	5,384.31	151.86	165.36	(151.86)	133.46			5,517.77
1935 James J. Constantino		T4	Community Center	Stocks & Bonds	0.28%	6,237.40	0.00	(241.22)	0.00	5,996.18	976.40	1,041.01	(976.40)	773.97			6,770.15
2004 E. Benjamin Ayer Fire Department		T5	Community Center	Stocks & Bonds	0.00%	5,883.58	0.00	0.00	0.00	5,883.58	0.00	0.00	0.00	0.00			5,883.58
2005 Community Center Trust Fund		T6	Preston Forest	Stocks & Bonds	0.26%	38,893.00	0.00	(227.53)	0.00	38,665.47	577.80	173.73	0.00	718.00			39,383.47
1920 D&W & El Cogswell		P1	Parks	Stocks & Bonds	1.72%	32,151.58	0.00	(1,504.10)	0.00	30,647.48	3,819.50	1,148.42	0.00	4,746.26			35,393.74
1929 LA Cogswell Athletic Fund		P2	Azalea Park	Stocks & Bonds	1.42%	32,151.58	0.00	(1,504.10)	0.00	30,647.48	3,819.51	1,148.42	0.00	4,746.26			35,393.74
TOTALS						2,263,336.51	1,445.44	(87,529.75)	0.00	2,177,252.20	100.00%	87,000.96	(109,026.38)	12,899.73			2,361,817.52

Prepared by: Wealth Management

Trustees of the Trust Fund: CEMETERY FUNDS (Form MS-9)

REPORT OF THE TRUST FUNDS OF THE TOWN OF HENNIKER, NH ON DECEMBER 31, 2010 - Cemetery Funds MS-9

DATE OF CREATION	NAME OF TRUST FUND	%	BALANCE BEGINNING YEAR	ADDITIONS/NEW FUNDS CREATED	CASH GAINS OR (LOSSES)	WITHDRAWALS	BALANCE END YEAR	BALANCE BEGINNING YEAR	INCOME PERCENT	DURING YEAR AMOUNT	EXPENDED DURING YEAR	FEES	BALANCE END YEAR	GRAND TOTAL OF PRINCIPAL & INCOME
HENNIKER CEMETERY ASSOCIATION														
1919	JENNIE C ALLISON	0.56%	619.32		(23.95)		595.37	16.79	0.56%	18.29	(16.79)	(3.53)	14.76	610.13
1925	LIZZIE H ANDREWS	0.56%	619.32		(23.95)		595.37	16.79	0.56%	18.29	(16.79)	(3.53)	14.76	610.13
1963	NELLIE PUTNEY & OF ARTER	0.56%	619.32		(23.95)		595.37	16.79	0.56%	18.29	(16.79)	(3.53)	14.76	610.13
1931	IDA O ATKINSON	0.28%	309.60		(11.97)		297.63	8.39	0.28%	9.14	(8.39)	(1.76)	7.38	305.00
1928	AMMIE L BACON	0.56%	619.32		(23.95)		595.37	16.79	0.56%	18.29	(16.79)	(3.53)	14.76	610.13
1939	AMMIE L BACON (ADDITIONAL)	0.56%	619.32		(23.95)		595.37	16.79	0.56%	18.29	(16.79)	(3.53)	14.76	610.13
1928	ELLAN R BACON	0.56%	619.32		(23.95)		595.37	16.79	0.56%	18.29	(16.79)	(3.53)	14.76	610.13
1917	MERCIE B BACON	0.28%	309.60		(11.97)		297.63	8.39	0.28%	9.14	(8.39)	(1.76)	7.38	305.00
1928	EVA BARNES	0.28%	309.60		(11.97)		297.63	8.39	0.28%	9.14	(8.39)	(1.76)	7.38	305.00
1939	IDA M BARNES	1.69%	1,857.91		(71.85)		1,786.06	50.37	1.69%	54.86	(50.37)	(10.59)	44.27	1,830.33
1931	WILLIAM H BEAN	0.56%	619.32		(23.95)		595.37	16.79	0.56%	18.29	(16.79)	(3.53)	14.76	610.13
1980	MH & FW BENNETT	1.12%	1,238.62		(47.90)		1,190.72	33.58	1.12%	36.57	(33.58)	(7.06)	29.51	1,220.23
1948	PATTEN BENNETT	0.56%	619.32		(23.95)		595.37	16.79	0.56%	18.29	(16.79)	(3.53)	14.76	610.13
1960	WILLIAM BISHOPRIC	0.56%	619.32		(23.95)		595.37	16.79	0.56%	18.29	(16.79)	(3.53)	14.76	610.13
1955	WILBUR BLAISDELL	0.84%	928.92		(35.92)		893.00	25.19	0.84%	27.43	(25.19)	(5.29)	22.13	915.13
1965	NELLIE VAN BLARCOM	0.56%	618.79		(23.93)		594.86	16.78	0.56%	18.27	(16.78)	(3.53)	14.74	609.61
1903	CHARLES BOWMAN	0.28%	309.60		(11.97)		297.63	8.39	0.28%	9.14	(8.39)	(1.76)	7.38	305.00
1932	JOHN BRADY	0.56%	619.32		(23.95)		595.37	16.79	0.56%	18.29	(16.79)	(3.53)	14.76	610.13
1939	GRANT BROWN	0.28%	309.60		(11.97)		297.63	8.39	0.28%	9.14	(8.39)	(1.76)	7.38	305.00
1937	JOHN H BROWN	0.28%	309.60		(11.97)		297.63	8.39	0.28%	9.14	(8.39)	(1.76)	7.38	305.00
1941	WILLIA G BUXTON	1.69%	1,858.83		(71.89)		1,786.94	50.40	1.69%	54.89	(50.40)	(10.59)	44.29	1,831.23
1949	HERBERT W & FLORA CARNES	1.12%	1,238.62		(47.90)		1,190.72	33.58	1.12%	36.57	(33.58)	(7.06)	29.51	1,220.23
1979	WILBUR S CARNES	0.56%	619.32		(23.95)		595.37	16.79	0.56%	18.29	(16.79)	(3.53)	14.76	610.13
1910	FIDELIA H CARTER	0.56%	619.32		(23.95)		595.37	16.79	0.56%	18.29	(16.79)	(3.53)	14.76	610.13
1914	NATHAN CARTER	0.56%	619.32		(23.95)		595.37	16.79	0.56%	18.29	(16.79)	(3.53)	14.76	610.13
1941	DANIEL CATE	0.56%	619.32		(23.95)		595.37	16.79	0.56%	18.29	(16.79)	(3.53)	14.76	610.13
1925	ALBERT H CHASE	0.56%	619.32		(23.95)		595.37	16.79	0.56%	18.29	(16.79)	(3.53)	14.76	610.13
1949	FRANK L CHASE	0.56%	619.32		(23.95)		595.37	16.79	0.56%	18.29	(16.79)	(3.53)	14.76	610.13
1926	HATTIE M CHASE	0.56%	619.32		(23.95)		595.37	16.79	0.56%	18.29	(16.79)	(3.53)	14.76	610.13
	HATTIE M CHASE	0.00%	0.00		0.00		0.00	0.00	0.00%	0.00	0.00	0.00	0.00	0.00
1929	SARAH M CHILDS	0.56%	619.32		(23.95)		595.37	16.79	0.56%	18.29	(16.79)	(3.53)	14.76	610.13
1933	ALBERT E CHOATE	0.56%	619.32		(23.95)		595.37	16.79	0.56%	18.29	(16.79)	(3.53)	14.76	610.13
1911	ALBERT C CLARK	0.56%	618.12		(23.90)		594.21	16.76	0.56%	18.25	(16.76)	(3.52)	14.73	608.94
1919	EDGAR M CLOUGH	0.56%	619.32		(23.95)		595.37	16.79	0.56%	18.29	(16.79)	(3.53)	14.76	610.13
1951	JOHN W ANNIE COCHRANE	0.84%	928.92		(35.92)		893.00	25.19	0.84%	27.43	(25.19)	(5.29)	22.13	915.13
1911	ADDIE F COGSWELL	0.28%	309.60		(11.97)		297.63	8.39	0.28%	9.14	(8.39)	(1.76)	7.38	305.00
1956	CHARLES F COGSWELL	0.56%	619.32		(23.95)		595.37	16.79	0.56%	18.29	(16.79)	(3.53)	14.76	610.13
1906	MARY S COGSWELL	0.56%	619.32		(23.95)		595.37	16.79	0.56%	18.29	(16.79)	(3.53)	14.76	610.13
1920	BETSY J COLBY	0.56%	619.32		(23.95)		595.37	16.79	0.56%	18.29	(16.79)	(3.53)	14.76	610.13
1943	GEORGE A COLBY	0.56%	619.32		(23.95)		595.37	16.79	0.56%	18.29	(16.79)	(3.53)	14.76	610.13
1932	HARRISON COLBY	0.56%	619.32		(23.95)		595.37	16.79	0.56%	18.29	(16.79)	(3.53)	14.76	610.13
1924	J MADISON COLBY	0.56%	619.32		(23.95)		595.37	16.79	0.56%	18.29	(16.79)	(3.53)	14.76	610.13
1918	JOSEPHINE S COLBY	0.56%	619.32		(23.95)		595.37	16.79	0.56%	18.29	(16.79)	(3.53)	14.76	610.13
1920	FRANK A CONNOR	0.56%	619.32		(23.95)		595.37	16.79	0.56%	18.29	(16.79)	(3.53)	14.76	610.13
1931	IRA CONNOR	0.39%	433.50		(16.76)		416.74	11.75	0.39%	12.80	(11.75)	(2.47)	10.33	427.07
1916	LEVI S CONNOR	0.56%	619.32		(23.95)		595.37	16.79	0.56%	18.29	(16.79)	(3.53)	14.76	610.13
1916	LEVI S CONNOR	0.56%	619.32		(23.95)		595.37	16.79	0.56%	18.29	(16.79)	(3.53)	14.76	610.13
1943	WALTER A CONNOR	1.12%	1,238.62		(47.90)		1,190.72	33.58	1.12%	36.57	(33.58)	(7.06)	29.51	1,220.23
1921	CHARLES H COURSER	0.28%	309.60		(11.97)		297.63	8.39	0.28%	9.14	(8.39)	(1.76)	7.38	305.00
1935	FITZ H COURSER	0.56%	619.32		(23.95)		595.37	16.79	0.56%	18.29	(16.79)	(3.53)	14.76	610.13
1935	HF & AR COURSER	0.56%	619.32		(23.95)		595.37	16.79	0.56%	18.29	(16.79)	(3.53)	14.76	610.13

Trustees of the Trust Fund: CEMETERY FUNDS (Form MS-9) (continued)

REPORT OF THE TRUST FUNDS OF THE TOWN OF HENNIKER, NH ON DECEMBER 31, 2010 - Cemetery Funds MS-9

DATE OF CREATION	NAME OF TRUST FUND	%	PRINCIPAL				INCOME				BALANCE BEGINNING YEAR	BALANCE END YEAR	FEES	BALANCE END YEAR	GRAND TOTAL OF PRINCIPAL & INCOME
			BALANCE BEGINNING YEAR	ADDITIONS/NEW FUNDS CREATED	CASH GAINS OR (LOSSES)	WITHDRAWALS	BALANCE END YEAR	BALANCE BEGINNING YEAR	INCOME PERCENT	DURING YEAR AMOUNT					
1903	COWDRY FUND	0.28%	309.60		(11.97)		297.63	8.39	0.28%	9.14	(8.39)	(1.76)	7.38	305.00	
1939	WELL DAVIS	0.56%	619.32		(23.95)		595.37	16.79	0.56%	18.29	(16.79)	(3.53)	14.76	610.13	
1923	ADA S DODGE	0.56%	619.32		(23.95)		595.37	16.79	0.56%	18.29	(16.79)	(3.53)	14.76	610.13	
1922	GEORGE H DODGE	0.42%	464.49		(17.96)		446.53	12.59	0.42%	13.72	(12.59)	(2.65)	11.07	457.60	
1919	MARGARET DOUGLAS	0.56%	619.32		(23.95)		595.37	16.79	0.56%	18.29	(16.79)	(3.53)	14.76	610.13	
1918	R M DOWLIN	0.56%	619.32		(23.95)		595.37	16.79	0.56%	18.29	(16.79)	(3.53)	14.76	610.13	
1932	GEORGE H DREW	0.56%	619.32		(23.95)		595.37	16.79	0.56%	18.29	(16.79)	(3.53)	14.76	610.13	
1904	MARK DUSTIN	0.56%	619.32		(23.95)		595.37	16.79	0.56%	18.29	(16.79)	(3.53)	14.76	610.13	
1919	ZAHOH DUSTIN	0.56%	619.32		(23.95)		595.37	16.79	0.56%	18.29	(16.79)	(3.53)	14.76	610.13	
1919	GEORGE A EASTMAN	1.12%	1,238.62		(47.90)		1,190.72	33.58	1.12%	36.57	(33.58)	(7.06)	29.51	1,220.23	
1929	MARY C EATON	0.56%	619.32		(23.95)		595.37	16.79	0.56%	18.29	(16.79)	(3.53)	14.76	610.13	
1979	MD & DM FALLON	0.56%	619.32		(23.95)		595.37	16.79	0.56%	18.29	(16.79)	(3.53)	14.76	610.13	
1935	JOHN F FALVEY	0.56%	619.32		(23.95)		595.37	16.79	0.56%	18.29	(16.79)	(3.53)	14.76	610.13	
1935	BOWEN FAMILY	0.56%	619.32		(23.95)		595.37	16.79	0.56%	18.29	(16.79)	(3.53)	14.76	610.13	
1939	GEORGE P FARRAR	0.56%	619.32		(23.95)		595.37	16.79	0.56%	18.29	(16.79)	(3.53)	14.76	610.13	
1930	MARY FARRAR	0.56%	619.32		(23.95)		595.37	16.79	0.56%	18.29	(16.79)	(3.53)	14.76	610.13	
1928	ANDREW P FAVOR	0.28%	309.60		(11.97)		297.63	8.39	0.28%	9.14	(8.39)	(1.76)	7.38	305.00	
1918	ALMEDIA FELCH	0.56%	619.32		(23.95)		595.37	16.79	0.56%	18.29	(16.79)	(3.53)	14.76	610.13	
1938	JESSIE M FISHER	1.12%	1,238.62		(47.90)		1,190.72	33.58	1.12%	36.57	(33.58)	(7.06)	29.51	1,220.23	
1962	FANDERS	0.56%	619.32		(23.95)		595.37	16.79	0.56%	18.29	(16.79)	(3.53)	14.76	610.13	
1943	W O & J F FANDERS	1.12%	1,238.62		(47.90)		1,190.72	33.58	1.12%	36.57	(33.58)	(7.06)	29.51	1,220.23	
1961	MARY E FANDERS	1.12%	1,238.62		(47.90)		1,190.72	33.58	1.12%	36.57	(33.58)	(7.06)	29.51	1,220.23	
1934	EDWARD G FANDERS	0.56%	619.32		(23.95)		595.37	16.79	0.56%	18.29	(16.79)	(3.53)	14.76	610.13	
1928	WILLIAM F FANDERS	0.84%	928.92		(35.92)		893.00	25.19	0.84%	27.43	(25.19)	(5.29)	22.13	915.13	
1929	JAMES H FANDERS	0.28%	309.60		(11.97)		297.63	8.39	0.28%	9.14	(8.39)	(1.76)	7.38	305.00	
1926	FOLLANSBEE	0.56%	619.32		(23.95)		595.37	16.79	0.56%	18.29	(16.79)	(3.53)	14.76	610.13	
1937	BION E GALE	0.42%	464.49		(17.96)		446.53	12.59	0.42%	13.72	(12.59)	(2.65)	11.07	457.60	
1992	MARSHALL GILCHRIST	0.14%	154.76		(5.98)		148.77	4.20	0.14%	4.57	(4.20)	(0.88)	3.69	152.46	
1935	JACOB GORDAN	0.56%	619.32		(23.95)		595.37	16.79	0.56%	18.29	(16.79)	(3.53)	14.76	610.13	
1957	EPHRAIM P GOSS	0.56%	619.32		(23.95)		595.37	16.79	0.56%	18.29	(16.79)	(3.53)	14.76	610.13	
1918	FRANKLIN C GOSS	0.56%	619.32		(23.95)		595.37	16.79	0.56%	18.29	(16.79)	(3.53)	14.76	610.13	
1918	ELIZABETH P GOVE	1.12%	1,238.62		(47.90)		1,190.72	33.58	1.12%	36.57	(33.58)	(7.06)	29.51	1,220.23	
1935	LILLIAN F HALE	0.56%	619.32		(23.95)		595.37	16.79	0.56%	18.29	(16.79)	(3.53)	14.76	610.13	
1974	BERNARD F HALL	1.12%	1,238.62		(47.90)		1,190.72	33.58	1.12%	36.57	(33.58)	(7.06)	29.51	1,220.23	
1915	WILLIAM P HARWOOD	0.56%	619.32		(23.95)		595.37	16.79	0.56%	18.29	(16.79)	(3.53)	14.76	610.13	
1957	LILLIAN HERRICK	0.56%	619.32		(23.95)		595.37	16.79	0.56%	18.29	(16.79)	(3.53)	14.76	610.13	
1911	EDWIN B HOWE	0.56%	619.32		(23.95)		595.37	16.79	0.56%	18.29	(16.79)	(3.53)	14.76	610.13	
1929	ULLA J HOWE	0.28%	309.60		(11.97)		297.63	8.39	0.28%	9.14	(8.39)	(1.76)	7.38	305.00	
1944	HERBERT C HOYT	0.28%	309.60		(11.97)		297.63	8.39	0.28%	9.14	(8.39)	(1.76)	7.38	305.00	
1937	AD HUNTOON	0.56%	619.32		(23.95)		595.37	16.79	0.56%	18.29	(16.79)	(3.53)	14.76	610.13	
1940	AM INGERSOLL	0.56%	619.32		(23.95)		595.37	16.79	0.56%	18.29	(16.79)	(3.53)	14.76	610.13	
1958	EJ AND LK KILBURN	0.28%	309.60		(11.97)		297.63	8.39	0.28%	9.14	(8.39)	(1.76)	7.38	305.00	
1933	EDWARD B LAWRENCE	0.56%	619.32		(23.95)		595.37	16.79	0.56%	18.29	(16.79)	(3.53)	14.76	610.13	
1944	FRED A LEAVIT	0.84%	928.92		(35.92)		893.00	25.19	0.84%	27.43	(25.19)	(5.29)	22.13	915.13	
1940	JULIE A LEWIS	1.12%	1,238.62		(47.90)		1,190.72	33.58	1.12%	36.57	(33.58)	(7.06)	29.51	1,220.23	
1940	JULIA A LEWIS	1.12%	1,238.62		(47.90)		1,190.72	33.58	1.12%	36.57	(33.58)	(7.06)	29.51	1,220.23	
1928	ELLA P MANCHESTER	0.56%	619.32		(23.95)		595.37	16.79	0.56%	18.29	(16.79)	(3.53)	14.76	610.13	
1934	CHARLES W MARTIN	1.69%	1,857.94		(71.85)		1,786.09	50.37	1.69%	54.86	(50.37)	(10.59)	44.27	1,830.36	
1921	CHARLES L MATTHEWS	0.56%	619.32		(23.95)		595.37	16.79	0.56%	18.29	(16.79)	(3.53)	14.76	610.13	
1928	CHARLES L MATTHEWS	0.56%	619.32		(23.95)		595.37	16.79	0.56%	18.29	(16.79)	(3.53)	14.76	610.13	
1931	CHARLES T MATTHEWS	0.39%	433.50		(16.76)		416.74	11.75	0.39%	12.80	(11.75)	(2.47)	10.33	427.07	
1922	GEORGE R MCALLISTER	0.56%	619.32		(23.95)		595.37	16.79	0.56%	18.29	(16.79)	(3.53)	14.76	610.13	

Trustees of the Trust Fund: CEMETERY FUNDS (Form MS-9) (continued)

REPORT OF THE TRUST FUNDS OF THE TOWN OF HENNIKER, NH ON DECEMBER 31, 2010 - Cemetery Funds MS-9

DATE OF CREATION	NAME OF TRUST FUND	%	PRINCIPAL				INCOME				BALANCE END YEAR	FEES	EXPENDED DURING YEAR	GRAND TOTAL OF PRINCIPAL & INCOME
			BALANCE BEGINNING YEAR	ADDITIONS/NEW FUNDS CREATED	CASH GAINS OR (LOSSES)	WITHDRAWALS	BALANCE END YEAR	BALANCE BEGINNING YEAR	INCOME PERCENT	DURING YEAR AMOUNT				
1919	HENRY E MERRICK	0.28%	309.60		(11.97)		297.63	8.39	0.28%	9.14	7.38	(1.76)	(8.39)	305.00
1930	HATTIE W MESSER	0.56%	619.32		(23.95)		595.37	16.79	0.56%	18.29	14.76	(3.53)	(16.79)	610.13
1953	HARRISON B MORRELL	0.56%	619.32		(23.95)		595.37	16.79	0.56%	18.29	14.76	(3.53)	(16.79)	610.13
1917	ALMUS W MORSE	1.12%	1,238.62		(47.90)		1,190.72	33.58	1.12%	36.57	29.51	(7.06)	(33.58)	1,220.23
1946	IDA B MORSE	0.56%	619.32		(23.95)		595.37	16.79	0.56%	18.29	14.76	(3.53)	(16.79)	610.13
1911	NATHAN NEWTON	0.28%	309.60		(11.97)		297.63	8.39	0.28%	9.14	7.38	(1.76)	(8.39)	305.00
1918	LEVI C NEWTON	0.56%	619.32		(23.95)		595.37	16.79	0.56%	18.29	14.76	(3.53)	(16.79)	610.13
1939	SOA NEWTON	0.56%	619.32		(23.95)		595.37	16.79	0.56%	18.29	14.76	(3.53)	(16.79)	610.13
1913	JENNIE F NUTTER	0.42%	464.49		(17.96)		446.53	12.59	0.42%	13.72	11.07	(2.65)	(12.59)	457.60
1936	CLARK OLENECK	0.56%	619.32		(23.95)		595.37	16.79	0.56%	18.29	14.76	(3.53)	(16.79)	610.13
1916	GEORGIANNA PATTERSON	1.12%	1,238.62		(47.90)		1,190.72	33.58	1.12%	36.57	29.51	(7.06)	(33.58)	1,220.23
1927	SAMUEL K PAGE	0.56%	619.32		(23.95)		595.37	16.79	0.56%	18.29	14.76	(3.53)	(16.79)	610.13
1916	GEORGIANNA PATTERSON	1.12%	1,238.62		(47.90)		1,190.72	33.58	1.12%	36.57	29.51	(7.06)	(33.58)	1,220.23
1939	HEMAN D PATTERSON	0.56%	619.32		(23.95)		595.37	16.79	0.56%	18.29	14.76	(3.53)	(16.79)	610.13
1930	FRANK J PEABODY	0.56%	619.32		(23.95)		595.37	16.79	0.56%	18.29	14.76	(3.53)	(16.79)	610.13
1953	MATTIS A PEASLEE	1.12%	1,238.62		(47.90)		1,190.72	33.58	1.12%	36.57	29.51	(7.06)	(33.58)	1,220.23
1925	JAMES B PHILLIPS	0.56%	619.32		(23.95)		595.37	16.79	0.56%	18.29	14.76	(3.53)	(16.79)	610.13
1916	SARAH W PHILLISBURY	0.84%	928.92		(35.92)		893.00	25.19	0.84%	27.43	22.13	(5.29)	(25.19)	915.13
1938	MYRON J PRESBY	0.42%	464.49		(17.96)		446.53	12.59	0.42%	13.72	11.07	(2.65)	(12.59)	457.60
1950	A G PRESTON	0.28%	309.60		(11.97)		297.63	8.39	0.28%	9.14	7.38	(1.76)	(8.39)	305.00
1930	GEORGE C PRESTON	0.56%	619.32		(23.95)		595.37	16.79	0.56%	18.29	14.76	(3.53)	(16.79)	610.13
1981	NORMAN O RAYMOND	0.56%	619.32		(23.95)		595.37	16.79	0.56%	18.29	14.76	(3.53)	(16.79)	610.13
1922	WILLIAM F RAYMOND	0.56%	619.32		(23.95)		595.37	16.79	0.56%	18.29	14.76	(3.53)	(16.79)	610.13
1934	GEORGE W RICE	0.56%	619.32		(23.95)		595.37	16.79	0.56%	18.29	14.76	(3.53)	(16.79)	610.13
1934	JAMES G RICE	0.56%	619.32		(23.95)		595.37	16.79	0.56%	18.29	14.76	(3.53)	(16.79)	610.13
1909	SARAH P RICHARDSON	1.41%	1,548.28		(59.88)		1,488.40	41.98	1.41%	45.72	36.89	(8.82)	(41.98)	1,525.29
1941	WILLIS ROBBINS	0.56%	619.32		(23.95)		595.37	16.79	0.56%	18.29	14.76	(3.53)	(16.79)	610.13
1967	ALBERT H ROGERS	2.25%	2,477.98		(95.83)		2,382.15	67.18	2.25%	73.17	59.05	(14.12)	(67.18)	2,441.20
1959	CARROLL T ROGERS	2.81%	3,097.13		(119.78)		2,977.36	83.97	2.81%	91.45	73.80	(17.65)	(83.97)	3,051.16
1962	DR GEORGE H SANBORN	1.12%	1,238.62		(47.90)		1,190.72	33.58	1.12%	36.57	29.51	(7.06)	(33.58)	1,220.23
	CHARLES E & STELLA M	0.00%	0.00		0.00		0.00	0.00	0.00%	0.00	0.00	0.00	0.00	0.00
1916	WARREN SANBORN	0.39%	433.50		(16.76)		416.74	11.75	0.39%	12.80	10.33	(2.47)	(11.75)	427.07
1932	THOMAS W SARGENT	0.56%	619.32		(23.95)		595.37	16.79	0.56%	18.29	14.76	(3.53)	(16.79)	610.13
1918	JOLIN H SAVAGE	0.28%	309.60		(11.97)		297.63	8.39	0.28%	9.14	7.38	(1.76)	(8.39)	305.00
1935	FRED W SHELTON	0.56%	619.32		(23.95)		595.37	16.79	0.56%	18.29	14.76	(3.53)	(16.79)	610.13
1922	ALMA P SHEPARD	0.56%	619.32		(23.95)		595.37	16.79	0.56%	18.29	14.76	(3.53)	(16.79)	610.13
1942	E C STELLE	0.03%	30.98		(1.20)		29.78	0.84	0.03%	0.91	0.74	(0.18)	(0.84)	30.52
1973	JULIA RUTH STEWART	0.56%	619.32		(23.95)		595.37	16.79	0.56%	18.29	14.76	(3.53)	(16.79)	610.13
1929	FH & RE STRAW	0.56%	619.32		(23.95)		595.37	16.79	0.56%	18.29	14.76	(3.53)	(16.79)	610.13
1916	SETH W STRAW	0.56%	619.32		(23.95)		595.37	16.79	0.56%	18.29	14.76	(3.53)	(16.79)	610.13
1962	CHARLES A TAYLOR	0.56%	619.32		(23.95)		595.37	16.79	0.56%	18.29	14.76	(3.53)	(16.79)	610.13
1903	GEORGE W TUCKER	0.56%	619.32		(23.95)		595.37	16.79	0.56%	18.29	14.76	(3.53)	(16.79)	610.13
1964	JOSEPH G WADSWORTH	0.56%	619.32		(23.95)		595.37	16.79	0.56%	18.29	14.76	(3.53)	(16.79)	610.13
	WALLACE FAMILY	0.84%	928.92		(35.92)		893.00	25.19	0.84%	27.43	22.13	(5.29)	(25.19)	915.13
1939	ED & RB WALLACE	1.12%	1,238.62		(47.90)		1,190.72	33.58	1.12%	36.57	29.51	(7.06)	(33.58)	1,220.23
1944	FRED N WEBSTER	0.28%	309.60		(11.97)		297.63	8.39	0.28%	9.14	7.38	(1.76)	(8.39)	305.00
1922	JOSEPHINE H WESTCOMB	0.84%	928.92		(35.92)		893.00	25.19	0.84%	27.43	22.13	(5.29)	(25.19)	915.13
1923	ALLIAN C WHEELER	0.56%	619.32		(23.95)		595.37	16.79	0.56%	18.29	14.76	(3.53)	(16.79)	610.13
1918	FANNIE F WHITCOMB	0.57%	622.64		(24.08)		598.56	16.88	0.57%	18.39	14.84	(3.55)	(16.88)	613.39
1914	FANNIE W WHITCOMB	0.56%	619.32		(23.95)		595.37	16.79	0.56%	18.29	14.76	(3.53)	(16.79)	610.13
1918	M ELIZABETH WHITCOMB	0.56%	619.32		(23.95)		595.37	16.79	0.56%	18.29	14.76	(3.53)	(16.79)	610.13

Trustees of the Trust Fund: CEMETERY FUNDS (Form MS-9) (continued)

REPORT OF THE TRUST FUNDS OF THE TOWN OF HENNIKER, NH ON DECEMBER 31, 2010 - Cemetery Funds MS-9

DATE OF CREATION	NAME OF TRUST FUND	%	PRINCIPAL				INCOME				BALANCE END YEAR	FEES	EXPENDED DURING YEAR	GRAND TOTAL OF PRINCIPAL & INCOME
			BALANCE BEGINNING YEAR	ADDITIONS/NEW FUNDS CREATED	CASH GAINS OR (LOSSES)	WITHDRAWALS	BALANCE END YEAR	BALANCE BEGINNING YEAR	INCOME PERCENT	DURING YEAR AMOUNT				
1935	WHITEMORE - CURRIER	0.56%	619.32		(23.95)		595.37	16.79	0.56%	18.29	(16.79)	(3.53)	14.76	610.13
1930	GEORGIA E WHITHERILL	0.56%	619.32		(23.95)		595.37	16.79	0.56%	18.29	(16.79)	(3.53)	14.76	610.13
1943	MARY L WIGGEN	0.56%	619.32		(23.95)		595.37	16.79	0.56%	18.29	(16.79)	(3.53)	14.76	610.13
		100.00%	110,178.65	0.00	(4,260.93)	0.00	105,917.72	2,987.24	100.00%	3,253.33	(2,987.24)	(627.96)	2,625.37	108,543.09
	<u>FIRST BURIAL YARD</u>													
1935	JOHN M CHASE	33.33%	619.32		(23.95)		595.37	16.79	33.33%	18.29	(16.79)	(3.53)	14.76	610.13
1903	LUCY S CONNOR	66.67%	1,238.62		(47.90)		1,190.72	33.59	66.67%	36.57	(33.58)	(7.06)	29.52	1,220.23
	<u>CENTER</u>	100.00%	1,857.94	0.00	(71.85)	0.00	1,786.09	50.38	100.00%	54.86	(50.37)	(10.59)	44.28	1,830.37
1927	E C & L I BLACK	5.00%	619.32		(23.95)		595.37	16.79	5.00%	18.29	(16.79)	(3.53)	14.76	610.13
1929	MOSES J BROWN	5.00%	619.32		(23.95)		595.37	16.79	5.00%	18.29	(16.79)	(3.53)	14.76	610.13
1934	LEVI COLBY FAMILY	2.50%	309.60		(11.97)		297.63	8.39	2.50%	9.14	(8.39)	(1.76)	7.38	305.00
1906	ALMIRA COOK	2.50%	309.60		(11.97)		297.63	8.39	2.50%	9.14	(8.39)	(1.76)	7.38	305.00
1929	JOSHUA DARLING	5.00%	619.32		(23.95)		595.37	16.79	5.00%	18.29	(16.79)	(3.53)	14.76	610.13
1919	MARGARET DOUGLASS	0.00%	0.00		0.00		0.00	0.00	0.00%	0.00	0.00	0.00	0.00	0.00
1927	C & JH GEORGE	5.00%	619.32		(23.95)		595.37	16.79	5.00%	18.29	(16.79)	(3.53)	14.76	610.13
1952	IDA MAE GIBSON	10.00%	1,238.62		(47.90)		1,190.72	33.58	10.00%	36.57	(33.58)	(7.06)	29.51	1,220.23
1961	WILLIAM H GILMORE	10.00%	1,238.62		(47.90)		1,190.72	33.58	10.00%	36.57	(33.58)	(7.06)	29.51	1,220.23
1927	E & E HEMPHILL	5.00%	619.32		(23.95)		595.37	16.79	5.00%	18.29	(16.79)	(3.53)	14.76	610.13
1946	ED & NELLIE HEMPHILL	10.00%	1,238.62		(47.90)		1,190.72	33.58	10.00%	36.57	(33.58)	(7.06)	29.51	1,220.23
1903	RUFUS T HOWE	10.00%	1,238.62		(47.90)		1,190.72	33.58	10.00%	36.57	(33.58)	(7.06)	29.51	1,220.23
1923	MARY MARSH	5.00%	619.32		(23.95)		595.37	16.79	5.00%	18.29	(16.79)	(3.53)	14.76	610.13
1908	SARAH M MORSE	5.00%	619.32		(23.95)		595.37	16.79	5.00%	18.29	(16.79)	(3.53)	14.76	610.13
1934	WILLIAM OSBORNE	2.50%	309.60		(11.97)		297.63	8.39	2.50%	9.14	(8.39)	(1.76)	7.38	305.00
1930	J WILLIS PLUMMER	5.00%	619.32		(23.95)		595.37	16.79	5.00%	18.29	(16.79)	(3.53)	14.76	610.13
1908	EDNA DEAN PROCTOR	10.00%	1,238.62		(47.90)		1,190.72	33.58	10.00%	36.57	(33.58)	(7.06)	29.51	1,220.23
1912	MARY C WADSWORTH	2.50%	309.60		(11.97)		297.63	8.39	2.50%	9.14	(8.39)	(1.76)	7.38	305.00
	<u>PLUMMER</u>	100.00%	12,386.05	0.00	(479.00)	0.00	11,907.05	335.82	100.00%	365.73	(335.82)	(70.59)	295.14	12,202.19
2001	SUZANNE DOBBINS	7.42%	708.03		(27.38)		680.65	25.32	7.42%	20.91	(19.20)	(4.04)	23.00	703.65
1914	BETSEL FLANDERS	6.49%	619.32		(23.95)		595.37	22.15	6.49%	18.29	(16.79)	(3.53)	20.12	615.49
2005	SCOTT H. & ATHENA J. LAWSON	12.82%	1,223.54		(47.32)		1,176.23	(38.84)	12.82%	36.13	(33.17)	(6.97)	(42.85)	1,133.37
1964	LEON K PARKER	6.49%	619.32		(23.95)		595.37	22.15	6.49%	18.29	(16.79)	(3.53)	20.12	615.49
1914	PARKER P PATCH	5.19%	495.43		(19.16)		476.27	17.72	5.19%	14.63	(13.43)	(2.82)	16.09	492.36
1903	GEORGE W PLUMMER	12.97%	1,238.62		(47.90)		1,190.72	44.30	12.97%	36.57	(33.58)	(7.06)	40.23	1,230.95
1904	IRA PLUMMER	3.24%	309.60		(11.97)		297.63	11.07	3.24%	9.14	(8.39)	(1.76)	10.06	307.88
1918	ADDIE I STEVENS	45.39%	4,332.95		(167.57)		4,165.38	154.97	45.39%	127.94	(117.48)	(54.41)	140.74	4,306.12
	<u>QUAKER</u>	100.00%	9,546.81	0.00	(369.20)	0.00	9,177.61	258.84	100.00%	281.90	(258.84)	(54.41)	227.49	9,405.10
1953	TIMOTHY PEASLEE	62.09%	1,857.94		(71.85)		1,786.09	73.87	62.09%	54.86	(50.38)	(10.59)	67.76	1,853.85
2004	ROSEMARY TURNBULL	37.91%	1,134.19		(43.86)		1,090.33	7.27	37.91%	33.49	(30.75)	(6.46)	3.54	1,093.87
		100.00%	2,992.13	0.00	(115.71)	0.00	2,876.41	81.13	100.00%	88.35	(81.13)	(17.05)	71.30	2,947.71
	Totals		136,961.59	0.00	(5,296.70)	0.00	131,664.89	3,713.41		4,044.16	(3,713.40)	(780.60)	3,263.57	134,928.46

Prepared by Wealth Management

Trustees of the Trust Fund: CAPITAL RESERVES (Form MS-9)

REPORT OF THE TRUST FUNDS OF THE TOWN OF HENNIKER, NH ON DECEMBER 31, 2010 - MS-9

DATE OF CREATION	NAME OF TRUST FUND	PURPOSE OF TRUST FUND	HOW INVESTED	INCOME						BALANCE END YEAR	EXPENDED DURING YEAR	BALANCE END YEAR	GRAND TOTAL OF PRINCIPAL & INCOME
				BALANCE BEGINNING YEAR	ADDITIONS/NEW FUNDS CREATED	WITHDRAWALS	BALANCE END YEAR	BALANCE BEGINNING YEAR	DURING YEAR AMOUNT				
	EDUCATIONALLY HANDICAPPED FUND			93,644.44			93,644.44	26,548.34	60.59	26,608.93		26,608.93	120,253.37
	SWIM POOL/REC FUND			11,113.86			11,113.86	4,622.33	7.95	4,630.28		4,630.28	15,744.14
	RESQUE SOAD FUND			7,205.41			7,205.41	973.72	4.15	977.87		977.87	8,183.28
	LIBRARY CARD CATALOG			10,000.00			10,000.00	314.76	5.20	319.96		319.96	10,319.96
	MULTIMODEL PATH			0.00			0.00	0.00	0.00	0.00		0.00	0.00
	AMBULANCE FUND			115,010.22			115,010.22	19,344.60	67.75	19,412.35		19,412.35	134,422.57
	POLICE STATION FUND			0.00			0.00	5,930.29	2.97	5,933.26		5,933.26	5,933.26
	SCHOOL BLDG MAINT EXP			67,399.39			38,728.51	20,271.24	41.51	20,312.75		20,312.75	59,041.26
	LIBRARY BLDG FUND			10,855.37		(28,670.88)	10,855.37	1,788.31	6.40	1,794.71		1,794.71	12,650.08
	FIRE-RESQUE BLDG FUND			27,500.97			27,500.97	4,592.06	16.16	4,608.22		4,608.22	32,109.19
	TOWN HALL BLDG FUND			0.00			0.00	0.00	0.00	0.00		0.00	0.00
	FIRE TRUCK FUND			114.50			114.50	23,251.48	11.77	23,263.25		23,263.25	23,377.75
	COMMUNITY CENTER FUND			3,851.02	(606.00)		3,245.02	522.53	2.14	524.67		524.67	3,769.69
	SKATE PARK FUND			325.70			325.70	64.68	0.24	64.92		64.92	390.62
	RE-EVALUATION FUND			100,000.00			100,000.00	7,140.00	54.01	7,194.01		7,194.01	107,194.01
	LAND PURCHASE			0.00			0.00	112.24	0.03	112.27		112.27	112.27
	HIGHWAY EQUIPMENT			60,000.00			60,000.00	1,524.81	31.01	1,555.82		1,555.82	61,555.82
	PAPERMILL SITE FUND			0.00			0.00	0.00	0.00	0.00		0.00	0.00
	TECHNOLOGY EQUIPMENT			20,000.00			20,000.00	550.42	10.35	560.77		560.77	20,560.77
	BRIDGE REPAIR FUND			30,000.00	(30,000.00)		0.00	338.53	10.81	349.34		349.34	349.34
	ATHLETIC FIELD FUND			20,000.00	(4,175.00)		15,825.00	225.69	9.57	235.26		235.26	16,060.26
	FIRE & LADDER TRUCK			1.00			1.00	0.00	0.00	0.00		0.00	1.00
	OLD HOME DAY			3,459.00			3,459.00	0.13	1.75	1.88		1.88	3,460.88
	TOTALS			580,480.88	(34,781.00)	(28,670.88)	517,029.00	118,116.16	344.36	118,460.52	0.00	118,460.52	635,489.52

Prepared by: Wealth Management

Trustees of the Trust Fund: INVESTMENTS (Form MS-10)

REPORT OF THE TRUST FUNDS OF THE TOWN OF HENNIKER, N.H. FOR YEAR ENDING ON DECEMBER 31, 2010

MS-10

HOW INVESTED		***PRINCIPAL***					INCOME					GRAND TOTAL				
NUMBER OF SHARES	DESCRIPTION OF INVESTMENT	BALANCE BEGINNING YEAR	PURCHASES	PROCEEDS FROM SALES	GAINS/LOSSES FROM SALES	BALANCE END YEAR	INCOME				PRINCIPAL & INCOME END OF YEAR	BEGINNING YEAR FAIR MARKET VALUE	UNREALIZED GAIN/LOSS	END OF YEAR FAIR MARKET VALUE		
							BALANCE BEGINNING YEAR	INCOME DURING YEAR	EXPENDED DURING YEAR	BALANCE END YEAR						
	MONEY MARKET	47,246.28	(2,489.08)			44,757.20	32,683.07	41,429.87	(54,946.22)	19,166.72	63,923.92	79,929.35	0.00	63,923.92		
	<i>U.S. Govt Agency</i>															
50,000.00	FEDERAL FARM CREDIT BANK 3.75% 1/29/2016	50,122.00				50,122.00	0.00	1,875.00	(1,875.00)	0.00	50,122.00	50,750.00	2,846.50	53,596.50		
50,000.00	FEDERAL FARM CREDIT BANK 3.45% 2/05/2015	50,665.50				50,665.50	0.00	1,725.00	(1,725.00)	0.00	50,665.50	49,625.00	2,821.50	52,446.50		
0.00	FED HOME LOAN MORTGAGE CORP 6.42% PFD	50,000.00		1,569.87	(48,430.13)	0.00	0.00	0.00	0.00	0.00	0.00	0.00	(220.13)	0.00		
0.00	FED HOME LOAN BANK 7.625% 05/14/10	49,569.00		50,000.00	431.00	0.00	0.00	1,895.66	(1,895.66)	0.00	0.00	51,344.00	(1,344.00)	0.00		
75,000.00	MARICOPA CNTY AZ BAB 5.243% 7/1/2019	0.00	77,025.00			77,025.00	0.00	(32.77)	32.77	0.00	77,025.00	0.00	(1,293.75)	75,731.25		
	<i>Mortgage-Backed Securities</i>															
4,958.52	FNMA POOL # 254-089	5,765.51		1,530.31	(17.46)	4,217.74	0.00	299.09	(299.09)	0.00	4,217.74	6,109.14	(39.24)	4,539.59		
3,799.01	FNMA GTD MTG 6.0% # 605930	4,663.13		707.76	(24.56)	3,930.81	0.00	251.26	(251.26)	0.00	3,930.81	4,829.85	13.46	4,135.55		
	<i>Corporate Bonds</i>															
50,000.00	AT&T INC 4.85% 2/15/2014	50,355.50				50,355.50	0.00	2,425.00	(2,425.00)	0.00	50,355.50	53,164.50	906.00	54,070.50		
50,000.00	GENERAL ELECTRIC CAP COR 5.375% 10/20/2016	50,761.00				50,761.00	0.00	2,487.50	(2,487.50)	0.00	50,761.00	51,987.00	2,252.00	54,239.00		
0.00	GTE NORTHWEST 6.3% 06/01/10	48,089.82		50,000.00	1,910.18	0.00	0.00	1,575.00	(1,575.00)	0.00	0.00	50,970.00	(970.00)	0.00		
75,000.00	GOLDMAN SACHS GROUP 5.25% 10/15/13	74,823.75				74,823.75	0.00	3,937.50	(3,937.50)	0.00	74,823.75	79,650.75	1,515.75	81,166.50		
75,000.00	HEWLETT PACKARD CO 4.75% 6/2/2014	74,994.75				74,994.75	0.00	3,562.50	(3,562.50)	0.00	74,994.75	80,089.50	2,086.50	82,176.00		
50,000.00	KIMBERLY CLARK CORP 5.00% 8/15/13	50,095.00				50,095.00	0.00	2,500.00	(2,500.00)	0.00	50,095.00	54,321.00	345.00	54,666.00		
75,000.00	MERRILL LYNCH CO INC. 5.300% 9/30/15	74,624.25				74,624.25	0.00	3,975.00	(3,975.00)	0.00	74,624.25	76,370.25	1,009.50	77,379.75		
0.00	TSY INTLX N/B 1.625% 1/15/15	85,282.71		91,007.90	5,725.19	0.00	0.00	1,465.56	(1,465.56)	0.00	0.00	88,304.58	2,703.32	0.00		
	<i>Mutual Funds</i>															
6,140.00	ISHARES COMEX GOLD TR	88,284.86		62,534.03	19,828.11	45,578.94	0.00	0.00	0.00	0.00	45,578.94	122,831.28	25,048.75	85,346.00		
3,000.00	ISHARES MSCI EMERGING MKTS	0.00	123,201.40			123,201.40	0.00	1,078.25	(1,078.25)	0.00	123,201.40	0.00	19,724.60	142,926.00		
0.00	MIDCAP SPDR TRUST SERIES 1	178,433.01				(0.00)	0.00	985.78	(985.78)	0.00	0.00	186,088.00	20,345.01	0.00		
11,882.57	PIMCO FUNDS TOTAL RETURN INST # 35	0.00	150,603.00	25,300.00	6,498.83	131,801.83	0.00	2,666.74	(2,666.74)	0.00	131,801.83	0.00	3,622.86	128,925.86		
11,751.96	ROYCE TOTAL RETURN INVT	0.00	126,100.50			126,100.50	0.00	1,436.65	(1,436.65)	0.00	126,100.50	0.00	28,672.75	154,773.25		
800.00	SELECT SECTOR SPDR MATLS	9,782.00				22,862.41	0.00	942.74	(942.74)	0.00	22,862.41	12,041.35	5,606.24	30,738.00		
1,000.00	SPDR S&P MIDCAP 400 EFT TR	0.00	178,433.01	14,349.77	(955.19)	163,128.05	0.00	1,257.45	(1,257.45)	0.00	163,128.05	174,000.00	1,171.95	175,171.95		
7,461.96	TEMPLETON INSTITUTIONAL FOREIGN EQUITY	218,783.51		51,217.57	(22,661.23)	144,904.71	0.00	3,962.30	(3,962.30)	0.00	144,904.71	197,109.50	3,720.28	149,148.00		
7,776.29	TEMPLETON GLOBAL BOND ADVISOR # 616	92,381.65				82,581.65	0.00	5,806.13	(5,806.13)	0.00	92,381.65	98,858.78	6,277.55	105,636.33		
8,035.92	VANGUARD ADMIRAL GNIA FUND # 536	229,675.70		151,200.00	4,068.50	82,544.20	0.00	3,673.96	(3,673.96)	0.00	82,544.20	232,315.18	5,190.62	86,305.80		
	<i>Common Equity Securities</i>															
215	3M COMPANY	12,669.18				12,669.18	0.00	451.52	(451.52)	0.00	12,669.18	17,774.05	780.45	18,554.50		
264	ABBOTT LABORATORIES	12,489.84				12,489.84	0.00	454.08	(454.08)	0.00	12,489.84	14,253.36	(1,605.12)	12,648.24		
0	ADVANCED MICRO DEVICES INC.	9,638.97		10,342.12	703.15	0.00	0.00	0.00	0.00	0.00	0.00	15,633.20	(5,291.08)	0.00		
330	AMGEN INC NEW	0.00	10,895.44			10,895.44	0.00	13.20	(13.20)	0.00	10,895.44	0.00	(827.14)	10,068.30		
213	AFFILIATED MANAGERS GROUP INC.	0.00	16,458.60			16,458.60	0.00	379.62	(379.62)	0.00	16,458.60	0.00	4,675.26	21,133.86		
333	AMGEN INC	15,031.62				15,031.62	0.00	82.80	(82.80)	0.00	15,031.62	15,401.25	3,389.94	18,791.19		
0	AIR PRODUCTS & CHEMICALS	8,729.47		12,575.39	3,845.92	0.00	0.00	116.04	(116.04)	0.00	0.00	14,915.04	(2,339.65)	0.00		
0	ALBERTO CULVER COMPANY NEW	11,212.43		17,118.90	5,906.47	0.00	0.00	47.70	(47.70)	0.00	0.00	13,326.95	3,791.95	0.00		
265	ALLEGHENY TECHNOLOGIES INC.	0.00	12,124.09			12,124.09	0.00	0.00	0.00	0.00	12,124.09	0.00	2,498.61	14,622.70		

Trustees of the Trust Fund: INVESTMENTS (Form MS-10) (continued)

REPORT OF THE TRUST FUNDS OF THE TOWN OF HENNIKER, N.H. FOR YEAR ENDING ON DECEMBER 31, 2010

MS-10

HOW INVESTED				***PRINCIPAL***				INCOME				GRAND TOTAL				
NUMBER OF SHARES	DESCRIPTION OF INVESTMENT	ADDITIONS				INCOME				PRINCIPAL & INCOME END OF YEAR						
		BALANCE BEGINNING YEAR	PURCHASES	PROCEEDS FROM SALES	GAINS/LOSSES FROM SALES	BALANCE END YEAR	BALANCE BEGINNING YEAR	INCOME DURING YEAR	EXPENDED DURING YEAR	BALANCE END YEAR	BEGINNING YEAR FAIR MARKET VALUE	UNREALIZED GAIN/LOSS	END OF YEAR FAIR MARKET VALUE			
615	ALTERA CORP	0.00	14,415.66	10,358.75	(594.80)	14,415.66	0.00	104.55	(104.55)	0.00	14,415.66	0.00	14,415.66	10,465.45	7,466.04	21,881.70
0	AMGEN INC.	10,953.55	0.00	0.00	0.00	10,953.55	0.00	0.00	0.00	0.00	10,953.55	0.00	10,953.55	10,317.00	1,606.00	12,923.00
100	APACHE CORP	9,216.41	6,762.66	0.00	0.00	15,979.07	0.00	60.00	(60.00)	0.00	15,979.07	0.00	15,979.07	10,317.00	1,606.00	17,523.00
75	APPLE COMPUTER INC.	10,602.51	0.00	8,581.42	(1,333.43)	17,365.17	0.00	79.80	(79.80)	0.00	17,365.17	0.00	17,365.17	9,345.00	6,932.58	24,192.00
0	ARCH COAL INC.	9,914.85	0.00	0.00	0.00	9,914.85	0.00	0.00	0.00	0.00	9,914.85	0.00	9,914.85	9,345.00	0.00	18,480.00
629	AT & T	18,477.18	0.00	8,284.10	(1,495.33)	18,477.18	0.00	1,056.72	(1,056.72)	0.00	18,477.18	0.00	18,477.18	17,630.87	849.15	18,480.00
0	AVERY DENNISON CORP	9,779.43	0.00	0.00	0.00	9,779.43	0.00	0.00	0.00	0.00	9,779.43	0.00	9,779.43	9,487.40	1,203.30	20,695.54
362	BAKER HUGHES INC.	21,565.66	0.00	0.00	0.00	21,565.66	0.00	217.20	(217.20)	0.00	21,565.66	0.00	21,565.66	14,653.76	6,041.78	27,600.00
1250	BANK OF AMERICA CORP NEW	23,693.44	0.00	0.00	0.00	23,693.44	0.00	50.00	(50.00)	0.00	23,693.44	0.00	23,693.44	18,825.00	2,150.00	25,843.44
0	BEST BUY COMPANY INC.	12,053.89	0.00	9,876.81	(2,177.08)	9,876.81	0.00	123.90	(123.90)	0.00	9,876.81	0.00	9,876.81	11,640.70	1,163.89	20,804.51
0	BMC SOFTWARE	10,968.83	7,518.77	13,776.31	975.80	33,249.71	0.00	0.00	0.00	0.00	33,249.71	0.00	33,249.71	11,640.70	1,163.89	45,054.21
315	BOEING CO.	0.00	0.00	0.00	0.00	0.00	0.00	396.90	(396.90)	0.00	0.00	0.00	0.00	11,367.30	1,670.83	20,556.90
365	CAPITAL ONE FINANCIAL CORP	8,702.46	15,705.97	0.00	0.00	24,408.43	0.00	49.75	(49.75)	0.00	24,408.43	0.00	24,408.43	11,367.30	1,670.83	25,843.44
225	CATERPILLAR INC.	0.00	0.00	0.00	0.00	0.00	0.00	387.00	(387.00)	0.00	0.00	0.00	0.00	12,822.75	8,250.75	21,073.50
535	CATERPILLAR INC.	0.00	10,046.50	0.00	0.00	10,046.50	0.00	0.00	0.00	0.00	10,046.50	0.00	10,046.50	9,103.30	5,588.59	19,568.80
1010	CBS CORP NEW CL B	0.00	14,691.89	0.00	0.00	14,691.89	0.00	50.50	(50.50)	0.00	14,691.89	0.00	14,691.89	9,103.30	5,588.59	19,568.80
85	CELENIS CORP	0.00	11,483.23	0.00	0.00	11,483.23	0.00	0.00	0.00	0.00	11,483.23	0.00	11,483.23	0.00	4,548.61	16,031.84
0	CERNER CORP	8,656.56	0.00	14,206.94	5,550.38	22,862.90	0.00	0.00	0.00	0.00	22,862.90	0.00	22,862.90	13,190.40	9,672.50	32,535.40
315	CHEVRON CORP	6,717.54	9,474.68	0.00	0.00	16,192.22	0.00	894.60	(894.60)	0.00	16,192.22	0.00	16,192.22	24,251.63	4,491.90	28,743.53
275	CIGNA	0.00	0.00	0.00	0.00	0.00	0.00	0.00	0.00	0.00	0.00	0.00	0.00	13,190.40	9,672.50	22,862.90
893	CISCO SYSTEMS INC.	13,783.95	0.00	0.00	0.00	13,783.95	0.00	0.00	0.00	0.00	13,783.95	0.00	13,783.95	21,378.40	7,594.45	28,972.85
280	COACH INC.	10,417.62	0.00	11,192.03	5,760.62	27,369.67	0.00	173.63	(173.63)	0.00	27,369.67	0.00	27,369.67	21,378.40	6,000.27	33,378.94
341	COCA-COLA COMPANY	19,087.72	0.00	0.00	0.00	19,087.72	0.00	600.16	(600.16)	0.00	19,087.72	0.00	19,087.72	21,370.05	5,308.78	26,678.83
225	CONOCOPHILLIPS	18,378.00	0.00	0.00	0.00	18,378.00	0.00	483.75	(483.75)	0.00	18,378.00	0.00	18,378.00	19,437.00	2,990.57	22,427.57
265	DEERE & CO.	0.00	0.00	0.00	0.00	0.00	0.00	175.20	(175.20)	0.00	0.00	0.00	0.00	11,490.75	3,831.75	15,322.50
0	DEWON ENERGY CORP NEW	8,334.25	16,146.32	10,670.55	2,336.30	37,487.42	0.00	30.50	(30.50)	0.00	37,487.42	0.00	37,487.42	16,146.32	5,861.93	49,495.65
220	DEWON ENERGY CORP NEW	0.00	0.00	0.00	0.00	0.00	0.00	70.40	(70.40)	0.00	0.00	0.00	0.00	0.00	15,630.90	22,008.25
1195	EMERSON ELECTRIC CORP	14,991.00	14,151.52	0.00	0.00	29,142.52	0.00	0.00	0.00	0.00	29,142.52	0.00	29,142.52	14,151.52	15,630.90	44,773.42
276	EMERSON ELECTRIC CO.	8,075.76	0.00	0.00	0.00	8,075.76	0.00	372.60	(372.60)	0.00	8,075.76	0.00	8,075.76	20,876.65	6,488.85	27,365.50
185	ENERGIZER HOLDINGS INC.	9,237.80	11,587.94	0.00	0.00	20,825.74	0.00	0.00	0.00	0.00	20,825.74	0.00	20,825.74	11,757.60	4,021.32	25,779.06
190	EXELON CORP	9,237.80	0.00	0.00	0.00	9,237.80	0.00	399.00	(399.00)	0.00	9,237.80	0.00	9,237.80	9,285.30	1,898.56	13,486.50
295	EXXON MOBIL CORP	6,178.66	0.00	0.00	0.00	6,178.66	0.00	513.30	(513.30)	0.00	6,178.66	0.00	6,178.66	20,116.05	1,454.35	21,570.40
0	FEDERAL NATIONAL MORTGAGE ASSN PFD	73,736.00	0.00	1,508.75	(72,227.25)	1,508.75	0.00	0.00	0.00	0.00	1,508.75	0.00	1,508.75	9,233.35	4,577.00	13,810.35
115	FREEMONT MORTGAGE ASSN PFD	9,667.82	0.00	0.00	0.00	9,667.82	0.00	218.50	(218.50)	0.00	9,667.82	0.00	9,667.82	9,233.35	4,577.00	13,810.35
651	GENERAL ELECTRIC CO	3,998.15	9,036.58	0.00	0.00	13,034.73	0.00	273.42	(273.42)	0.00	13,034.73	0.00	13,034.73	9,849.63	2,057.16	11,906.79
127	GOLDMAN SACHS GROUP INC.	7,135.50	0.00	0.00	0.00	7,135.50	0.00	114.80	(114.80)	0.00	7,135.50	0.00	7,135.50	11,312.28	1,007.46	21,356.32
31	GOOGLE INC.	10,419.26	7,041.98	0.00	0.00	17,461.24	0.00	0.00	0.00	0.00	17,461.24	0.00	17,461.24	11,779.62	4,083.53	21,913.07
800	HARTFORD FINANCIAL SERVICES GROUP	9,412.74	4,984.94	11,576.20	3,471.95	25,955.83	0.00	128.50	(128.50)	0.00	25,955.83	0.00	25,955.83	13,723.40	2,483.66	28,439.49
0	HEWLETT PACKARD CO.	8,104.25	0.00	0.00	0.00	8,104.25	0.00	88.00	(88.00)	0.00	8,104.25	0.00	8,104.25	14,165.25	2,589.05	20,754.25
875	INTEL CORP	22,861.50	0.00	0.00	0.00	22,861.50	0.00	551.24	(551.24)	0.00	22,861.50	0.00	22,861.50	17,850.00	551.25	18,401.25
200	JOHNSON & JOHNSON	12,810.00	0.00	0.00	0.00	12,810.00	0.00	500.00	(500.00)	0.00	12,810.00	0.00	12,810.00	26,180.00	3,172.00	29,352.00
245	JOHNSON & JOHNSON	11,885.83	0.00	0.00	0.00	11,885.83	0.00	516.95	(516.95)	0.00	11,885.83	0.00	11,885.83	15,780.45	6,272.00	22,052.45
575	JPMORGAN CHASE & CO.	19,762.75	0.00	0.00	0.00	19,762.75	0.00	115.00	(115.00)	0.00	19,762.75	0.00	19,762.75	23,960.25	431.25	24,391.50
335	JUNIPER NETWORKS INC.	9,861.88	10,724.09	9,227.35	(1,345.53)	19,240.49	0.00	399.90	(399.90)	0.00	19,240.49	0.00	19,240.49	9,875.05	1,644.11	21,369.60
0	KIMBERLY CLARK	15,239.39	8,822.12	13,744.56	(4,494.83)	29,291.24	0.00	147.20	(147.20)	0.00	29,291.24	0.00	29,291.24	15,998.80	2,254.24	32,545.44
370	LOWES COMPANIES INC.	0.00	0.00	0.00	0.00	0.00	0.00	114.70	(114.70)	0.00	0.00	0.00	0.00	0.00	457.48	9,279.60

Trustees of the Trust Fund: INVESTMENTS (Form MS-10) (continued)

REPORT OF THE TRUST FUNDS OF THE TOWN OF HENNIKER, N.H. FOR YEAR ENDING ON DECEMBER 31, 2010 MS-10

HOW INVESTED		***PRINCIPAL***				INCOME				GRAND TOTAL				UNREALIZED GAIN/LOSS	END OF YEAR FAIR MARKET VALUE
NUMBER OF SHARES	DESCRIPTION OF INVESTMENT	BALANCE BEGINNING YEAR	PURCHASES	PROCEEDS FROM SALES	GAINS/LOSSES FROM SALES	BALANCE END YEAR	BALANCE BEGINNING YEAR	INCOME DURING YEAR	EXPENDED DURING YEAR	BALANCE END YEAR	INCOME END OF YEAR	BEGINNING YEAR FAIR MARKET VALUE			
0	M & T BANK CORP	13,364.64	7,769.68	27,039.39	5,925.09	0.00	0.00	619.50	(619.50)	0.00	0.00	15,050.25	4,519.48	0.00	
325	MARRIOTT INT'L INC. NEW CLASS A	0.00	12,035.28	9,229.48	(3,714.72)	12,035.28	0.00	0.00	0.00	0.00	12,035.28	9,273.60	1,465.22	13,500.90	
0	MARSH & MCLENNAN COMPANIES	12,944.40	0.00	9,336.22	6.39	0.00	0.00	13.50	(13.50)	0.00	0.00	11,519.10	(2,182.88)	0.00	
0	MASTERCARD INC.	9,329.83	0.00	8,753.61	356.46	(0.00)	0.00	0.00	0.00	0.00	0.00	11,823.35	(3,069.74)	0.00	
395	MEDCO HEALTH SOLUTIONS INC.	8,397.15	0.00	13,835.94	7,995.00	13,835.94	0.00	150.10	(150.10)	0.00	13,835.94	27,432.00	399.86	14,235.80	
525	MERCK & CO. INC. NEW	4,841.68	12,669.60	6,122.37	(6,547.23)	2,824.31	0.00	435.00	(435.00)	0.00	2,824.31	8,208.75	(2,764.88)	14,652.75	
0	MICROSOFT	0.00	12,114.56	14,931.46	(810.08)	12,114.56	0.00	63.00	(63.00)	0.00	12,114.56	0.00	1,235.14	13,349.70	
315	NABORS INDUSTRIES LTD	0.00	15,006.09	9,649.86	2,023.12	13,147.62	0.00	144.40	(144.40)	0.00	15,006.09	16,270.00	(1,338.54)	16,647.30	
265	NORDSTROM INC.	15,741.54	0.00	14,931.46	(810.08)	12,114.56	0.00	190.80	(190.80)	0.00	15,006.09	0.00	1,641.21	16,647.30	
722	ORACLE SYSTEMS CORP	13,147.62	0.00	9,649.86	2,023.12	13,147.62	0.00	144.40	(144.40)	0.00	13,147.62	17,739.10	4,886.94	22,599.66	
145	PANERA BREAD CO. CL A	16,842.39	9,517.76	9,649.86	2,023.12	9,517.65	0.00	16.58	(16.58)	0.00	9,215.65	0.00	5,861.21	14,247.61	
195	PEABODY ENERGY CORP	4,285.36	0.00	15,915.53	13,915.53	4,285.36	0.00	465.00	(465.00)	0.00	15,917.76	15,200.00	2,958.34	18,158.30	
250	PEPSICO INC	13,915.53	0.00	11,199.69	10,156.50	11,199.69	0.00	568.80	(568.80)	0.00	13,915.53	14,370.00	1,132.50	15,502.50	
790	Pfizer Inc.	8,252.12	11,199.69	14,782.70	292.63	4,354.70	0.00	13.50	(13.50)	0.00	8,252.12	0.00	(64.92)	8,197.20	
135	PNC FINANCIAL SERVICES GROUP	0.00	11,199.69	15,931.49	(5,806.71)	0.00	0.00	206.26	(206.26)	0.00	11,199.69	11,216.55	(68.19)	10,741.50	
825	PMR RES INC.	21,738.20	17,040.05	11,416.24	1,113.84	14,958.90	0.00	348.79	(348.79)	0.00	10,156.50	11,216.55	684.50	11,901.05	
185	PROCTER & GAMBLE CO	18,936.97	0.00	11,416.24	1,113.84	14,958.90	0.00	100.00	(100.00)	0.00	10,156.50	11,216.55	(3,035.11)	12,246.66	
0	QUALCOMM CORP	6,864.36	0.00	7,46.78	406.61	6,667.33	0.00	140.00	(140.00)	0.00	0.00	21,133.00	(4,092.95)	0.00	
0	QUEST DIAGNOSTIC INC.	8,093.35	0.00	11,160.16	501.34	6,667.33	0.00	100.00	(100.00)	0.00	0.00	10,630.00	786.24	0.00	
315	STARBUCKS CORP	7,007.50	12,171.91	11,160.16	501.34	6,667.33	0.00	113.40	(113.40)	0.00	6,864.36	7,263.90	2,857.05	10,120.95	
335	TARGET CORP	14,958.90	0.00	7,46.78	406.61	14,958.90	0.00	281.40	(281.40)	0.00	6,864.36	16,203.95	3,939.60	20,143.55	
250	TJX COMPANIES NEW	8,093.35	0.00	11,160.16	501.34	6,667.33	0.00	142.50	(142.50)	0.00	8,093.35	9,137.50	1,960.00	11,097.50	
0	TRAVELERS COMPANIES INC.	10,658.82	0.00	7,46.78	406.61	10,658.82	0.00	69.30	(69.30)	0.00	0.00	10,470.60	689.56	0.00	
196	UNITED TECHNOLOGIES CORP.	7,007.50	12,171.91	11,160.16	501.34	6,667.33	0.00	345.95	(345.95)	0.00	6,667.33	14,298.46	1,877.44	15,429.12	
441	UNUMPROVIDENT CORP	20,860.00	0.00	11,160.16	501.34	6,667.33	0.00	154.34	(154.34)	0.00	12,171.91	8,608.32	2,072.70	10,681.10	
414	WAL-MART STORES INC	12,171.91	0.00	11,160.16	501.34	6,667.33	0.00	488.54	(488.54)	0.00	12,171.91	22,128.30	198.72	22,327.02	
510	WALMART STORES INC	12,171.91	0.00	11,160.16	501.34	6,667.33	0.00	213.50	(213.50)	0.00	17,205.49	16,672.50	3,208.60	22,881.10	
532	WASTE MANAGEMENT INC. DEL	4,354.70	0.00	14,782.70	292.63	4,354.70	0.00	81.60	(81.60)	0.00	12,181.07	11,224.92	1,015.92	12,424.08	
408	WELLS FARGO COMPANY	14,490.02	0.00	14,782.70	292.63	4,354.70	0.00	91.56	(91.56)	0.00	4,354.70	11,011.92	1,632.00	12,643.92	
0	YUM BRANDS INC.	14,490.02	0.00	14,782.70	292.63	4,354.70	0.00	91.56	(91.56)	0.00	15,246.92	15,246.92	664.23	16,911.15	
TOTALS		2,470,145.07	789,325.31	828,109.77	(87,708.60)	2,342,652.01	32,653.07	108,133.44	(121,649.79)	19,166.72	2,361,815.73	2,581,066.59	255,527.41	2,787,293.19	0.00

Wage Report

Employee Wage Report

Employee	Position	Rate	Pav Type	Yrs of Service	Grade/Step	Employee	Position	Rate	Pav Type	Yrs of Service	Grade/Step
Abramowicz, Gail	Police - Admin	37,425	Annual	13.64	13/8	Hooper, Tia-Marie	Emer Mgt Director	1,200.00	Annual	N/A	Volunteer
Asholtz, Jennifer	BOS Clerk	17.00	Hourly	N/A	N/A	Hornblower, Ryan	Rescue/Fire	10.00	Hourly	N/A	Volunteer/Call
Aucon, Daniel	Fire	10.00	Hourly	N/A	N/A	Hughes, Ryan	Fire/Rescue - Medic/FF	18.67	Hourly	1.84	202
Aucon, Deborah	Deputy TX/TC	14.74	Hourly	4.28	11/5	Idonisi, Jeffrey	Police-PT	50,302	Annual	22.4	21/7B
Aucon, Greg	Rescue	10.00	Hourly	N/A	Volunteer/Call	Johnson, Kimberly	Town Clk/Tax Collector	10.00	Hourly	N/A	Volunteer/Call
Aucon, Kathleen	Selectman	15.00	Annual	N/A	N/A	Joos, Richard	Fire	10.00	Hourly	N/A	Volunteer/Call
Aucon, Leo	Fire/Rescue	10.00	Hourly	N/A	Volunteer/Call	Kidwein, Catherine	Rescue	10.00	Hourly	N/A	Volunteer/Call
Beck, Adam	Fire/Rescue	11.00	Hourly	N/A	N/A	Kinball, Nate	Fire	10.00	Hourly	N/A	Volunteer/Call
Bedard, Dawn	Crossing Guard	1,500	Hourly	N/A	N/A	Knapp, Carl	Highway Superintendent	63,086	Annual	N/A	28/5
Blomback, Kris	Selectman	42,368	Salary	N/A	N/A	Lamoureux, Martin	Rescue/Fire	10.00	Hourly	N/A	Volunteer/Call
Bousvert, Marc	Transfer/Parks	55,688	Annual	7	16/8	Levesque, Kenneth	WWTP Superintendent	52,510	Annual	18.35	21/8
Bossi, Amy	Police-FT	1,500	Annual	8.52	19/7B	Lindsey, Mark	Police-PT	16.57	Hourly	N/A	N/A
Bostrom, Carl	Selectman	10.00	Hourly	N/A	N/A	Lorden, Brenna	Fire/Rescue	10.00	Hourly	N/A	Volunteer/Call
Brunhoeft, Frederick	Fire/Rescue	10.00	Hourly	N/A	Volunteer/Call	Mack, Martha	Library - PT	13.95	Hourly	N/A	N/A
Burnford, Matthew	Highway	35,961	Annual	2.96	15/8B	Macmillan, Donna	PT-Transfer Station	12.00	Hourly	N/A	N/A
Burnford, Ryan	CSWW	14.00	Hourly	N/A	N/A	Margeson, John	Fire-Dep Chief	12.00	Hourly	N/A	Volunteer/Call
Burnford, Norman	Fire	10.00	Hourly	N/A	N/A	Margeson, John	Highway Sup	52,510	Annual	15.52	21/8
Burnford, Norman	CSWW Superintendent	52,510	Annual	21.25	21/8	Marshall, Philip	Fire	10.00	Hourly	N/A	Volunteer/Call
Burnitt, Adam	Fire	10.00	Hourly	N/A	Volunteer/Call	Marshall, Cynthia	Assessing Technician	37,425	Annual	19.16	13/8
Burnitt, Steven	Fire Dep Chief	12.00	Hourly	N/A	Volunteer/Call	Martin, Maggie	Library - PT	10.81	Hourly	N/A	N/A
Charpentier, Alexandria	Rescue/Fire	10.00	Hourly	N/A	Volunteer/Call	Martin, Michael	Police-FT	55,688	Annual	9	19/7B
Chase, Justin	Fire/Rescue	10.00	Hourly	N/A	Volunteer/Call	Martin, Neal	Police-FT	60,985	Annual	13.35	21/7C
Colby, Michael H.	WWTP - Operator	40,629	Annual	10.13	15/8	Mason, Christopher	Fire	10.00	Hourly	N/A	Volunteer/Call
Conor, Jeffrey	Fire	10.00	Hourly	N/A	Volunteer/Call	McComish, Timothy	Highway-PT	13.00	Hourly	N/A	N/A
Conor, Steven	Fire	10.00	Hourly	N/A	Volunteer/Call	McComish, Timothy	Fire	10.00	Hourly	N/A	Volunteer/Call
Costello, Michael	Fire/Rescue-FT Captain	55,120	Annual	9.52	22/4	McGarr, Michelle	Police-Admin	34,434	Annual	3.16	13/6B
Crane, Walter	Animal Control Officer	346.02	Weekly	N/A	N/A	McGarr, William	Transfer/Parks-Super	52,510	Annual	13.19	21/8
Cuppon, Kevin	Treasurer	1,500	Annual	N/A	Volunteer/Call	McManus, Michael	Highway-FT	37,425	Annual	3.42	15/6A
Damour, Susan	Fire	10.00	Hourly	N/A	N/A	McManus, Michael	Fire/Rescue	10.00	Hourly	N/A	Volunteer/Call
Davison, Scott	Highway/Asst Super	45,933	Annual	9.22	18/8	Maede, Stephen	Fire/Rescue - Medic/FF	18.67	Hourly-PT	1.84	20/3
Davison, Scott	Fire/Rescue	10.00	Hourly	N/A	Volunteer/Call	Moir, Michelle	Police-FT	51,313	Annual	4.68	19/5
Demoura, Keith	Police-FT	53,422	Annual	6.31	19/6A	Morse, James	Fire	12.00	Hourly	N/A	Volunteer/Call
Demis, Stephen	Fire/Rescue	10.00	Hourly	N/A	Volunteer/Call	Mundough, Ryan	Police - Chief	72,499	Annual	16.4	26/6B
Dodge, Jacob	Building Inspector	13,000	Annual	N/A	N/A	O'Connor, Matthew	Police-PT	16.57	Hourly	N/A	N/A
Dubaul, Romeo	Rescue	10.00	Hourly	N/A	N/A	Palisano, Cherry	Minute Taker	20	Hourly	N/A	N/A
Eaton, Raymond Jr	Fire	10.00	Hourly	N/A	Volunteer/Call	Parker, Leon	Selectman	1,500	Salary	N/A	N/A
Emerson, John	Highway-PT	13.00	Hourly	N/A	N/A	Patterson, Andrew	Rescue/Fire	10.00	Hourly	N/A	Volunteer/Call
Fales, Kenneth	Rescue/Fire	10.00	Hourly	N/A	Volunteer/Call	Pennock, Robert	Transfer/Parks Supermt.	52,510	Annual	18.45	21/8
Fellows, Jason	Transfer/Parks	45,933	Annual	15.38	18/8	Piotrowicz, Lynn	Library Director	53,243	Annual	N/A	N/A
Fernandes, Peter	Town Administrator	85,988	Annual	11.5	32/8	Robichaud, Kurt	WWTP - Chief Operator	40,629	Annual	1.57	18/5
Flynn, Peter	Health Officer	2,000	Annual	N/A	N/A	Robinson, Timothy	Rescue/Fire	10.00	Hourly	N/A	Volunteer/Call
Fournier, Jill	Selectman	1,500	Annual	N/A	N/A	Roukey, Lori	Library - PT	14.54	Hourly	N/A	N/A
French, JR, Robert	Rescue-Chief/Fire	10.00	Hourly	N/A	Volunteer/Call	Roy, Russell	Finance Off/Sys Admin	71,731	Annual	18.33	28/8
French, Thomas	Police-Sgt	66,465	Annual	15.39	23/7B	Rubin-Fitzgerald, Sydne	Rescue/Fire	10.00	Hourly	N/A	Volunteer/Call
French, Varyl	Rescue	10.00	Hourly	N/A	N/A	Sunborn, Christopher	Rescue	10.00	Hourly	N/A	Volunteer/Call
French, Matthew	Rescue	10.00	Hourly	N/A	N/A	Simeone, Valerie	Selectmen's Office - PT	15.31	Hourly	1.52	13/4
Frost, Rachael	Exec Sec/Land Use Coord	35,961	Annual	3.55	13/7B	Slogwhite, Brenda	Welfare Director	417	Monthly	N/A	N/A
Gage, Nicole	Rescue/Fire	10.00	Hourly	N/A	Volunteer/Call	Sullivan, Melissa	Crossing Guard	11.00	Hourly	N/A	N/A
Gamache, Renee	Rescue/Fire	10.00	Hourly	N/A	Volunteer/Call	Summers, Jeffrey	Police-PT	20.27	Hourly	1.25	19/2
Gaudette, Lee	Library - PT	12.44	Hourly	N/A	N/A	Tokarz, Benjamin	Parking Enforcement	14.00	Hourly	N/A	N/A
Getts, Denise	Fire	10.00	Hourly	N/A	Volunteer/Call	Verity, Robert	Rescue/Fire	10.00	Hourly	N/A	N/A
Gilbert, Raymond	Fire Chief	12.00	Hourly	N/A	Volunteer/Call	Viti, Raelyn	Selectman	44,087	Salary	N/A	Volunteer/Call
Gilbert, Keith	Election	7.25	Hourly	N/A	N/A	Welman, Thomas	Highway Mechanic	15,000	Annual	4.78	17/8
Gould, Anne	Highway - PT	13.00	Hourly	N/A	N/A	Weikel, Brian	Rescue	10.00	Hourly	N/A	Volunteer/Call
Gould, Edward	Transfer/Parks-PT	14.63	Hourly	N/A	N/A	Weilbreuner, Brad	FT-Highway	40,629	Salary	7.2	16/7B
Greene, Trevor	Rescue/Fire	10.00	Hourly	N/A	N/A	Weston, Thomas	Fire	10.00	Hourly	N/A	Volunteer/Call
Harrison, Nathan	Rescue/Fire	10.00	Hourly	N/A	N/A	Whalen, Catherine	Rescue	10.00	Hourly	N/A	Volunteer/Call
Hart, Justin	Rescue/Fire	10.00	Hourly	N/A	N/A	Whalen, Catherine	Rescue	10.00	Hourly	N/A	Volunteer/Call
Heyn, Joslin	Highway - PT	13.00	Hourly	N/A	N/A	Wilson, Hollie	Rescue	10.00	Hourly	N/A	Volunteer/Call
Higginson, Daniel						Winn, Helga	Deputy TC/TX	15.31	Hourly	5.31	11/6

Report of Municipal Auditors

GRZELAK AND COMPANY, P.C. **Certified Public Accountants**

Members – American Institute of CPA's
Members – New Hampshire Society of CPA's

Post Office Box 8
Laconia, New Hampshire 03247
Tel 524-6734 Fax 524-6071

INDEPENDENT AUDITOR'S REPORT

To the Board of Selectmen
Town of Henniker
Henniker, New Hampshire

We have audited the accompanying financial statements of the governmental activities, each major fund, and the aggregate remaining fund information of Town of Henniker, as of and for the year ended December 31, 2009, which collectively comprise the Town's basic financial statements as listed in the table of contents. These financial statements are the responsibility of Town of Henniker's management. Our responsibility is to express opinions on these financial statements based on our audit.

We conducted our audit in accordance with auditing standards generally accepted in the United States of America. Those standards require that we plan and perform the audit to obtain reasonable assurance about whether the financial statements are free of material misstatement. An audit includes examining, on a test basis, evidence supporting the amounts and disclosures in the financial statements. An audit also includes assessing the accounting principles used and significant estimates made by management, as well as evaluating the overall financial statement presentation. We believe that our audit provides a reasonable basis for our opinions.

In our opinion, the financial statements referred to above present fairly, in all material respects, the respective financial position of the governmental activities, each major fund, and the aggregate remaining fund information of the Town of Henniker, as of December 31, 2009, and the respective changes in financial position for the year then ended in conformity with accounting principles generally accepted in the United States of America.

The management's discussion and analysis and budgetary comparison information on pages 6 through 20 and 46 through 51, are not a required part of the basic financial statements but are supplementary information required by accounting principles generally accepted in the United States of America. We have applied certain limited procedures, which consisted principally of inquiries of management regarding the methods of measurement and presentation of the required supplementary information. However, we did not audit the information and express no opinion on it.

Our audit was conducted for the purpose of forming opinions on the financial statements that collectively comprise the Town of Henniker's basic financial statements. The combining nonmajor fund financial statements are presented for purposes of additional analysis and are not a required part of the basic financial statements. The combining nonmajor funds financial statements have been subjected to the auditing procedures applied in the audit of the basic financial statements and, in our opinion, are fairly stated in all material respects in relation to the basic financial statements taken as a whole.

Grzelak and Co., P.C.

GRZELAK AND COMPANY, P.C., CPA's
Laconia, New Hampshire
September 21, 2010

Report of Municipal Auditors (continued)

TOWN OF HENNIKER

Balance Sheet Governmental Funds December 31, 2009

	General Fund	Common Trust Funds	Nonmajor Governmental Funds	Total Governmental Funds
Assets				
Cash and cash equivalents	\$ 2,243,511	\$ -	\$ 1,724,856	\$ 3,968,367
Investments	-	2,581,067	-	2,581,067
Property taxes receivable	1,250,502	-	-	1,250,502
Timber taxes receivable	86	-	-	86
Tax liens receivable	69,806	-	-	69,806
Allowance for doubtful accounts	(69,806)	-	(750)	(70,556)
Accounts receivable	121,450	-	84,646	206,096
Other receivables	-	-	1,266	1,266
Due from other governments	200,000	-	-	200,000
Due from other funds	436,084	-	7,450	443,534
Other assets	34,980	-	-	34,980
Total assets	\$ 4,286,613	\$ 2,581,067	\$ 1,817,468	\$ 8,685,148
Liabilities and Fund Balances				
Liabilities:				
Accounts payable	\$ 240,682	\$ -	\$ -	\$ 240,682
Due to other governments	3,226,227	-	228,414	3,454,641
Contracts payable	1,797	-	-	1,797
Due to other funds	7,450	351	435,733	443,534
Deferred revenue	46,341	-	-	46,341
Other liabilities	25,287	-	-	25,287
Total liabilities	3,547,784	351	664,147	4,212,282
Fund balances:				
Reserved for:				
Encumbrances	186,062	-	-	186,062
Endowments	-	2,341,577	-	2,341,577
Unreserved	552,767	239,139	-	791,906
Unreserved, reported in nonmajor:				
Special revenue funds	-	-	1,153,321	1,153,321
Total fund balances	738,829	2,580,716	1,153,321	4,472,866
Total liabilities and fund balances	\$ 4,286,613	\$ 2,581,067	\$ 1,817,468	\$ 8,685,148

The accompanying notes to the basic financial statements are an integral part of this statement.

Report of Municipal Auditors (continued)

TOWN OF HENNIKER

Reconciliation of Governmental Funds Balance Sheet to the Statement of Net Assets December 31, 2009

Total Fund Balances - Governmental Funds \$ 4,472,866

Amounts reported for governmental activities in the statement of net assets are different because:

Capital assets used in the governmental activities are not financial resources and therefore are not reported as assets in governmental funds.

Cost	\$ 47,667,728	
Less accumulated depreciation	<u>(32,563,721)</u>	15,104,007

Long-term liabilities, including bonds payable, are not due in the current period and therefore are not reported as liabilities in the funds. Long-term liabilities at year-end consist of:

Bonds payable	\$ (1,120,000)	
Compensated absences	(160,443)	
Unamortized bond premium	<u>(21,680)</u>	<u>(1,302,123)</u>

Total Net Assets - Governmental Activities \$ 18,274,750

The accompanying notes to the basic financial statements are an integral part of this statement.

Report of Municipal Auditors (continued)

TOWN OF HENNIKER

Statement of Revenues, Expenditures and Changes in Fund Balances Governmental Funds Year Ended December 31, 2009

	General Fund	Common Trust Funds	Nonmajor Governmental Funds	Total Governmental Funds
Revenues				
Taxes	\$ 11,279,209	\$ -	\$ -	\$ 11,279,209
Licenses, permits and fees	699,067	-	-	699,067
Federal sources	29,210	-	-	29,210
State of NH sources	717,206	-	105,321	822,527
Charges for services	357,788	-	792,711	1,150,499
Miscellaneous revenues	86,172	5,240	234,780	326,192
Investment income	3,446	72,799	9,306	85,551
Total revenues	<u>13,172,098</u>	<u>78,039</u>	<u>1,142,118</u>	<u>14,392,255</u>
Expenditures				
Current:				
General government	844,943	25,721	-	870,664
Public safety	1,462,719	351	-	1,463,070
Highways and streets	923,705	-	-	923,705
Sanitation	554,407	-	412,190	966,597
Water distribution and treatment	-	-	326,256	326,256
Health	86,144	-	-	86,144
Welfare	82,592	-	-	82,592
Culture and recreation	246,752	14,268	55,490	316,510
Conservation	3,874	-	-	3,874
Debt service:				
Principal	110,000	-	70,000	180,000
Interest	37,387	-	34,731	72,118
Capital outlay	353,564	-	75,326	428,890
Payments to other governments	8,372,747	62,217	-	8,434,964
Total expenditures	<u>13,078,834</u>	<u>102,557</u>	<u>973,993</u>	<u>14,155,384</u>
Excess (deficiency) of revenues over expenditures	93,264	(24,518)	168,125	236,871
Other Financing Sources (Uses)				
Transfers in	85,816	-	13,761	99,577
Transfers out	(10,910)	(20,459)	(68,208)	(99,577)
Other financing sources	-	273,429	-	273,429
Net change in fund balances	168,170	228,452	113,678	510,300
Fund balances - beginning of year	<u>570,659</u>	<u>2,352,264</u>	<u>1,039,643</u>	<u>3,962,566</u>
Fund balances - end of year	<u>\$ 738,829</u>	<u>\$ 2,580,716</u>	<u>\$ 1,153,321</u>	<u>\$ 4,472,866</u>

The accompanying notes to the basic financial statements are an integral part of this statement.

Report of Municipal Auditors (continued)

TOWN OF HENNIKER

Reconciliation of the Statement of Revenues, Expenditures and Changes in Fund Balances of Governmental Funds to the Statement of Activities Year Ended December 31, 2009

Total Net Change in Fund Balances - Governmental Funds \$ 510,300

Amounts reported for governmental activities in the statement of activities are different because:

Capital outlays are reported in governmental funds as expenditures. However, in the statement of activities, the cost of those assets is allocated over their estimated useful lives as depreciation expense.

Capital outlays	\$ 735,135	
Depreciation expense	(697,796)	
Loss on disposal of assets	<u>(135,961)</u>	(98,622)

Repayment of bond and capital lease principal is an expenditure in the governmental funds, but the repayment reduces long-term liabilities in the statement of net assets.

Principal on bonds	180,000
--------------------	---------

In the statement of activities, certain operating expenses are measured by the amounts earned during the year. In governmental funds, however, expenditures for these items are measured by the amount of financial resources used.

Compensated absences (increase) decrease	8,070
Unamortized bond premium (increase) decrease	<u>1,548</u>

Change in Net Assets of Governmental Activities \$ 601,296

The accompanying notes to the basic financial statements are an integral part of this statement.

Report of Municipal Auditors (continued)

TOWN OF HENNIKER

Notes to Basic Financial Statements
December 31, 2009

NOTE 1 - SUMMARY OF SIGNIFICANT ACCOUNTING POLICIES

The financial statements of the Town of Henniker (the "Town" or "Government") have been prepared in conformity with accounting principles generally accepted in the United States of America (GAAP) as applied to government units. The Governmental Accounting Standards Board (GASB) is responsible for establishing GAAP for state and local governments through its pronouncements (Statements and Interpretations). Governments are also required to follow the pronouncements of the Financial Accounting Standards Board (FASB) issued through November 30, 1989 (when applicable) that do not conflict or contradict GASB pronouncements. The significant accounting policies established in GAAP and used by the Town are discussed below.

A. THE REPORTING ENTITY

The Town is a local government governed by an elected Board of Selectmen. As required by GAAP, these financial statements are required to present the Town and its component units (if any).

Component units are legally separate organizations for which the elected officials of the primary government are financially accountable. The primary government is financially accountable if it appoints a voting majority of the organization's governing body and (1) it is able to impose its will on that organization; or (2) there is a potential for the organization to provide specific financial benefits to, or impose specific financial burdens on, the primary government. A primary government may also be financially accountable if an organization is fiscally dependent on the primary government. Fiscal dependency is the ability to complete certain essential fiscal events without substantive approval by a primary government: (a) determine its budget without another government's having the authority to approve and modify that budget; (b) levy taxes or set rates or charges without approval by another government; and (c) issue bonded debt without approval by another government.

B. BASIC FINANCIAL STATEMENTS – GOVERNMENT-WIDE FINANCIAL STATEMENTS

The Town's basic financial statements include both government-wide (reporting the Town as a whole) and fund financial statements (reporting the Town's major funds). Both government-wide and fund financial statements categorize primary activities as either governmental or business type. The Town does not have any business type primary activities.

In the government-wide Statement of Net Assets, the governmental activities column (a) is presented on a consolidated basis, (b) and is reported on a full accrual, economic resource basis, which recognizes all long-term assets and receivables as well as long-term debt and obligations. The Town's net assets are reported in three parts – invested in capital assets, net of related debt; restricted net assets; and unrestricted net assets. The Town first utilizes restricted resources to finance qualifying activities.

Report of Municipal Auditors (continued)

TOWN OF HENNIKER

Notes to Basic Financial Statements December 31, 2009

The government-wide Statement of Activities reports both the gross and net cost of each of the Town's functions / programs. The functions / programs are also supported by general revenues. The Statement of Activities reduces gross expenses (including depreciation) by related program revenues, operating and capital grants. Program revenues must be directly associated with the function or activity. Operating grants include operating-specific and discretionary (either operating or capital) grants while the capital grants reflect capital-specific grants. The net costs (by function) are normally covered by general revenue. The Town does not allocate indirect costs.

This government-wide focus is more on the sustainability of the Town as an entity and the change in the Town's net assets resulting from the current year's activities.

C. BASIC FINANCIAL STATEMENTS – FUND FINANCIAL STATEMENTS

The financial transactions of the Town are reported in individual funds in the fund financial statements. Each fund is accounted for by a separate set of self-balancing accounts that comprises its assets, liabilities, reserves, fund equity, revenues, and expenditures/expenses. The individual funds account for the governmental resources allocated to them for the purpose of carrying on specific activities in accordance with laws, regulations, or other restrictions. Funds are classified into three major categories: governmental, proprietary and fiduciary.

Fund financial statements focus on major funds of the primary government in contrast to the governmental and business type (if any) activities reported in the government-wide financial statements. Major funds represent the government's most important funds and are determined based on a minimum criteria set forth in GASBS No. 34 (numerical formula using total assets, liabilities, revenues, or expenditures/expenses of either fund category or activity combined). Major individual governmental funds are reported in separate columns in the fund financial statements with a combined column for all other nonmajor funds. The general fund is required to be reported as major fund. The following fund types are used by the Town:

1. **Governmental Funds** – The focus of governmental funds' measurement (in the fund statements) is upon determination of financial position and changes in financial position (sources, uses, and balances of financial resources) rather than upon net income. The following is a description of the governmental funds of the Town:

General Fund is the general operating fund of the Town and is used to account for all resources except those required to be accounted for in another fund.

Special Revenue Funds are used to account for the proceeds of specific revenue sources (such as federal and state grants, capital reserves, and library operations, etc.) that are legally restricted to expenditures for specific purposes.

Capital Project Funds are used to account for financial resources to be used for the acquisition or construction of major capital facilities.

Permanent Funds are used to account for trust arrangements in which the Town is the beneficiary of the earnings on the principal, including public-purpose funds previously classified as nonexpendable trust funds.

Report of Municipal Auditors (continued)

TOWN OF HENNIKER

Notes to Basic Financial Statements
December 31, 2009

2. **Fiduciary Funds** – The reporting focus of fiduciary funds is on net assets and, for private purpose trust funds, changes in net assets. Since by definition these assets are being held for the benefit of a third party and cannot be used to address activities or obligations of the Town, these funds are not incorporated into the government-wide statements. The following is a description of the fiduciary funds of the Town:

Private Purpose Trust Funds are used to report trust arrangements under which the principal and interest benefits individuals, private organizations, or other governments, but not the Town. The assets are essentially held in trust for someone outside the reporting entity.

Agency Funds are used to report assets held in a purely custodial capacity for individuals, organizations, or other governments outside of the reporting entity. The assets for these funds equal the liabilities and there is no operating activity to report.

D. BASIS OF ACCOUNTING

The accounting and financial reporting treatment applied to a fund is determined by its measurement focus. Two different measurement focuses are used under the new financial reporting model, the flow of current financial resources and the flow of economic resources. The determination of when transactions are recognized is referred to as the basis of accounting. Like measurement focus, there are two different bases of accounting used; the accrual basis and the modified accrual basis.

Government-Wide Financial Statements

The government-wide financial statements use the flow of economic resources measurement focus and the accrual basis of accounting. Under this method, generally, all revenues, expenses, gains, losses, assets, and liabilities should be recognized when the economic exchange takes place. The government-wide financial statements report all of the assets, liabilities, revenues, expenses, and gains and losses of the entire government. These financial statements do not report fund information. Instead they focus on two specific types of activities performed by the government, "governmental activities" and, when applicable, "business type activities". Governmental and proprietary fund types are included in the governmental and, when applicable, business type activities reported in the government-wide financial statements and therefore utilize the measurement focus and basis of accounting applicable to these statements. Fiduciary funds are not reported in the government-wide financial statements.

Fund Financial Statements

Governmental fund financial statements use the current financial resources measurement focus and the modified accrual basis of accounting. Under the modified accrual basis of accounting, revenues and asset are recognized when they susceptible to accrual; i.e., both measurable and available. Measurable means the amount of the transaction can be determined. Available means collectible within the current period or soon enough thereafter to be used to pay liabilities of the current period, generally within sixty days after year-end. Expenditures and liabilities are recognized in the accounting period in which the fund liability is incurred and due, with certain modifications. Debt service and capital lease payments are recognized when the payment is due and compensated absences, claims and judgments, and special termination benefits are recognized to the extent that the liabilities are "normally expected to be liquidated with expendable available financial resources". Fiduciary fund financial statements use the economic resources measurement focus and the full accrual basis of accounting.

Report of Municipal Auditors (continued)

TOWN OF HENNIKER

Notes to Basic Financial Statements
December 31, 2009

E. ASSETS, LIABILITIES, AND NET ASSETS OR EQUITY

Cash and Cash Equivalents and Investments

The Town has defined cash and cash equivalents to include cash on hand, demand deposits as well as short-term investments with a maturity date of within three months of the date acquired by the Town.

Investments are stated at fair value (quoted market price or the best available estimate).

Interfund Activity

Interfund activity is reported as loans, services provided, reimbursements, or transfers. Loans are reported as interfund receivables and payables as appropriate and are subject to elimination upon consolidation. Services provided, deemed to at market or near market rates, are treated as revenues and expenditures / expenses. Reimbursements are when one fund incurs a cost, charges the appropriate benefiting fund and reduces its related cost as a reimbursement. All other interfund transactions are treated as transfers. Transfers between governmental funds are netted as part of the reconciliation to the government-wide financial statements.

Inventories

For fund financial statements, inventories are accounted for utilizing the purchase method. Under this method, inventories are recorded as expenditures when purchased. For government-wide financial statements, inventories are carried at cost using the first-in, first-out method.

Capital Assets

For government-wide financial statements, capital assets purchased or acquired, in accordance with the Town's capitalization policy, are reported at historical cost or estimated historical cost. Contributed assets are reported at fair market value as of the date received. Additions, improvements and other capital outlays that significantly extend the useful life of an asset are capitalized. Other costs incurred for repairs and maintenance are expensed as incurred. Depreciation on all assets is provided on the straight-line basis over the assets estimated useful lives.

ASSET	Capitalization Threshold	Estimated Useful Lives
Land	All	na
Land Improvements	All	20
Buildings and Improvements	All	25-50
Machinery, Equipment and Other	\$1,000	5-20
Vehicles	\$1,000	7-15
Infrastructure	\$10,000	20-50

For fund financial statements, capital assets purchased for governmental operations are accounted for as capital expenditures of the governmental fund at the time of purchase.

Report of Municipal Auditors (continued)

TOWN OF HENNIKER

Notes to Basic Financial Statements
December 31, 2009

Compensated Absences

For government-wide financial statements the Town accrues accumulated unpaid vacation and sick leave and associated employee-related costs when earned (or estimated to be earned) by the employee. For governmental funds, only the current portion, (the amount estimated to be paid within one operating period) is accrued. The long-term portion represents a reconciling item between the fund and government-wide presentations.

Long-term Obligations

All long-term debt is reported as liabilities in the government-wide financial statements. Long-term debt generally consists of bonds payable, capital leases, accrued compensated absences, and special termination benefits. Governmental funds reported in the fund financial statements are concerned with current financial resources only and do not report long-term debt. Instead, debt proceeds are reported as other financing sources when received and payments of principal and interest are reported as expenditures when due.

Governmental Fund Equity

For governmental funds the unreserved fund balances represent the amount available for appropriation in future periods subject to statutory requirements and limitation; the reserved fund balances represent the amounts that have been legally identified for specific purposes and are not appropriable for expenditure; and the designated fund balances represent tentative plans for future use of financial resources.

Revenues

Revenue resulting from exchange transactions, in which each party gives and receives essentially equal value, is recorded on the accrual basis when the exchange takes place. On the modified accrual basis, revenue is recorded when the exchange takes place and in the period in which the resources are measurable and available. Revenue resulting from non-exchange transactions, in which the Town receives value without directly giving equal value in return, generally includes grants and donations and is recognized when applicable grantor requirements, including purpose, eligibility, timing, and matching have been met.

General revenues on the Statement of Activities include property taxes and aid from various State of New Hampshire sources that are not program revenues (charges for services, or related to operating or capital grant programs).

Use of Estimates

The preparation of financial statements in conformity with U.S. generally accepted accounting principles requires management to make estimates and assumptions that affect the reported amounts of assets and liabilities and disclosures. Accordingly, actual results could differ from those estimates.

Report of Municipal Auditors (continued)

TOWN OF HENNIKER

Notes to Basic Financial Statements
December 31, 2009

NOTE 2 - STEWARDSHIP, COMPLIANCE AND ACCOUNTABILITY

Legal Debt Limit

Per state statute, the Town may not incur debt at any one time in excess of 1.75% of its locally assessed valuation as last equalized by the Commissioner of the New Hampshire Department of Revenue Administration.

For the year ended December 31, 2009, the Town had not exceeded its legal debt limit.

Risk Management

The Town is exposed to various risks of loss related to property loss, torts, errors and omissions, injuries to employees and natural disasters. There have no significant reductions in coverage from the prior year and settlements have not exceeded coverage in the past three years.

The Town is a member of the *Local Government Center Property-Liability Trust, LLC (LGC)*. LGC provides certain property and liability insurance coverage's to member towns, cities and other qualified political subdivisions of New Hampshire. The Trust is classified as a "Risk Pool" as described in Statement Number 10 of the Governmental Accounting Standards Board. The Town shares in contributing to the cost of, and receiving the benefits from a self-insured pooled risk management program. The membership and protection run from July 1st to June 30th. LGC-PTL maintains a self insured retention above which it purchases reinsurance and excess insurance. Limits of protection and deductibles are set-forth in the Summary of Amounts of Protection and Public Official Schedule Bond.

Contributions paid in 2009 for FY2010, ending June 30, 2010, to be recorded as an insurance expenditure totaled \$59,577. Additional contributions paid in 2009 for FY2010, ending June 30, 2010 to be recorded as an insurance expenditure totaled \$0. Refunds due to the Town in 2009 for FY2010, ending June 30, 2010 totaled \$0.

The Town purchases workers compensation insurance through Primex. Primex is a pooled risk management program under RSA 5-B and RSA 281-A. The Primex board has retained \$500,000 of the risk of each loss and has decided to self-insure the aggregate exposure and has allocated funds based on actuarial analysis for that purpose. The member participation agreement permits Primex to make additional assessments to members, should there be a deficiency in contributions for any member year, not to exceed the member's annual contribution. At this time, Primex foresees no likelihood of an assessment for this or any prior year.

Report of Municipal Auditors (continued)

TOWN OF HENNIKER

**Notes to Basic Financial Statements
December 31, 2009**

Claims, Judgments and Contingent Liabilities

Grant Programs

The Town may participate in state, federal and private funded programs, which are governed by various laws, regulations, contracts and agreements of the grantor. Costs charged to these programs are subject to audit or review by the grantor; therefore, to the extent that the Town has not complied with laws, regulations, contracts and agreements of the grantor, refunds of money for any disallowed claims, including amounts already collected, may constitute a contingent liability of the Town. At December 31, 2009, the Town believes that there are no significant contingent liabilities relating to compliance with the laws, regulations, and contracts and agreements governing these programs; therefore, no provision has been recorded in the financial statements for such contingencies.

Litigation

The Town is subject to various claims, and sometimes lawsuits, which arise in the normal course of operations. Management of the Town believes that the outcome of these contingencies will not have a materially adverse effect on the financial statements and accordingly, no provision for loss has been recorded.

Report of Municipal Auditors (continued)

TOWN OF HENNIKER

Notes to Basic Financial Statements
December 31, 2009

NOTE 3 - DEPOSITS AND INVESTMENTS

Deposits and investments as of December 31, 2009 are classified in the accompanying financial statements as follows:

Statement of net assets:	
Cash and investments	\$ 6,549,434
Fiduciary funds:	
Cash and investments	-
	<u>\$ 6,549,434</u>

Deposits and investments as of December 31, 2009 consist of the following:

Cash on hand	\$ 120
Deposits with financial institutions	3,968,247
Investments	<u>2,581,067</u>
	<u>\$ 6,549,434</u>

Credit Risk – Deposits

The Town maintains deposits in accordance with RSA 41:29 which states that the treasurer shall deposit all such moneys in participation units in the public deposit investment pool established pursuant to RSA 383:22 or in solvent banks in the state, except that funds may be deposited in banks outside the state if such banks pledge and deliver to a third party custodial bank or the federal reserve bank collateral security for such deposits, United States government obligations, United States government agency obligations, or obligations of the state of New Hampshire in value at least equal to the amount of the deposit in each case. The amount of collected funds on deposit in any one bank shall not for more than 20 days exceed the sum of its paid-up capital and surplus.

Credit Risk - Investments

The Town maintains investments in accordance with RSA 41:29 which states that whenever the town treasurer has in custody an excess of funds which are not immediately needed for the purpose of expenditure, the town treasurer shall, with the approval of the selectmen, invest the same in obligations of the United States government, in the public deposit investment pool established pursuant to RSA 383:22, in savings bank deposits of banks incorporated under the laws of the state of New Hampshire or in certificates of deposits and repurchase agreements of banks incorporated under the laws of the state of New Hampshire or in banks recognized by the state treasurer. Any person who directly or indirectly receives any such funds or moneys for deposit or for investment in securities of any kind shall, prior to acceptance of such funds, make available at the time of such deposit or investment an option to have such funds secured by collateral having a value at least equal to the amount of such funds. Such collateral shall be segregated for the exclusive benefit of the town. Only securities defined by the bank commissioner as provided by rules adopted pursuant to RSA 386:57 shall be eligible to be pledged as collateral. At least yearly, the selectmen shall review and adopt an investment policy for the investment of public funds in conformance with the provisions of applicable statutes.

Report of Municipal Auditors (continued)

TOWN OF HENNIKER

Notes to Basic Financial Statements
December 31, 2009

Investments made by the Town as of December 31, 2009 are summarized below:

	Balance	Rating	Rating Agencies
Money market funds	\$ 79,929	na	
U.S. government securities	153,509	na	
Equities	980,587	na	
Mortgage backed securities	10,939	na	
Corporate bonds	534,859	na	
Mutual funds	821,244	na	
	<u>\$ 2,581,067</u>		

Concentration of Credit Risk

The Town does not have a formal investment policy that limits the amount the Town may invest in any one issuer. Investments of 5% or more of the Town's investments are as follows:

		%
Money market funds	\$ 79,929	3%
U.S. government securities	153,509	6%
Equities	980,587	38%
Mortgage backed securities	10,939	0%
Corporate bonds	534,859	21%
Mutual funds	821,244	32%
	<u>\$ 2,581,067</u>	<u>100%</u>

Interest Rate Risk

The Town does not have a formal investment policy that limits investment maturities as a means of managing its exposure to fair value losses arising from increasing interest rates.

Custodial Credit Risk

Custodial credit risk for deposits is the risk that in the event of a bank failure, the Town's deposits may not be returned to it. The Town does not have a policy for custodial credit risk on deposits. The town's bank balance as of December 31, 2009 was \$4,443,324. Of that amount, \$4,443,324 was covered by FDIC insurance. The town deposits were also covered by a Tri-Party Collateral agreement between the town, Citizens Bank and the Bank of New York.

For an investment, custodial credit risk is the risk that, in the event of the failure of the counterparty, the Town will not be able to recover the value of its investments or collateral securities that are in the possession of an outside party. Of the Town's \$2,581,067 in various investments, \$0 is held by the investment's counterparty, not in the name of the Town.

Report of Municipal Auditors (continued)

TOWN OF HENNIKER

Notes to Basic Financial Statements
December 31, 2009

NOTE 4 - INTERFUND BALANCES AND TRANSFERS

Balances

Individual interfund balances at December 31, 2009 consisted of the following:

	Due From	Due To
Major funds:		
General fund	\$ 436,084	\$ 7,450
Common trust funds	-	351
Nonmajor funds:		
Capital reserves	-	65,356
Water fund	-	104,357
Sewer fund	-	265,985
Parks fund	-	35
Conservation fund	7,450	-
	<u>\$ 443,534</u>	<u>\$ 443,534</u>

Transfers

Individual interfund transfers for the year ended December 31, 2009 consisted of the following:

	Transfers In	Transfers Out
Major funds:		
General fund	\$ 85,816	\$ 10,910
Common trust funds	-	20,459
Nonmajor funds:		
Capital reserves	3,460	68,208
Library fund	2,851	-
Conservation fund	7,450	-
	<u>\$ 99,577</u>	<u>\$ 99,577</u>

The Town makes routine transfers during the year between the general fund and other funds based upon statutory or budgetary authorization.

Report of Municipal Auditors (continued)

TOWN OF HENNIKER

Notes to Basic Financial Statements
December 31, 2009

NOTE 5 - INTERGOVERNMENTAL RECEIVABLES AND PAYABLES

Intergovernmental Receivables

Intergovernmental receivables at December 31, 2009 consisted of the following:

	<u>General Fund</u>
State Governments	
New Hampshire	\$ 200,000
	<u>\$ 200,000</u>

All of the intergovernmental receivables from the State are for projects which are operated on a reimbursement basis.

Intergovernmental Payables

Intergovernmental payables at December 31, 2009 consisted of the following:

	<u>General Fund</u>	<u>Capital Reserves</u>
Local Governments		
John Stark Regional School District	\$ 1,570,005	\$ -
Henniker School District	1,656,222	228,414
	<u>\$ 3,226,227</u>	<u>\$ 228,414</u>

Report of Municipal Auditors (continued)

TOWN OF HENNIKER

Notes to Basic Financial Statements
December 31, 2009

NOTE 6 - CAPITAL ASSETS

Capital asset activity for the Town for the year ended December 31, 2009 was as follows:

	Beginning Balance	Additions	Disposals	Ending Balance
Governmental Activities (at cost)				
Capital assets not being depreciated:				
Land and improvements	\$ 1,173,511	\$ 81,668	\$ 11,912	\$ 1,243,267
Construction in progress	14,737	72,320	-	87,057
	<u>1,188,248</u>	<u>153,988</u>	<u>11,912</u>	<u>1,330,324</u>
Capital assets being depreciated:				
Land improvements	4,066,967	10,829	-	4,077,796
Infrastructure	29,212,968	261,011	-	29,473,979
Buildings	7,219,776	185,345	-	7,405,121
Vehicles	3,056,626	-	156,802	2,899,824
Machinery and equipment	2,414,934	123,962	58,212	2,480,684
	<u>45,971,271</u>	<u>581,147</u>	<u>215,014</u>	<u>46,337,404</u>
Less accumulated depreciation:				
Land improvements	3,350,053	122,264	-	3,472,317
Infrastructure	23,708,641	178,460	-	23,887,101
Buildings	2,261,692	137,299	-	2,398,991
Vehicles	1,327,459	123,871	68,221	1,383,109
Machinery and equipment	1,309,045	135,902	22,744	1,422,203
Accumulated depreciation	<u>31,956,890</u>	<u>697,796</u>	<u>90,965</u>	<u>32,563,721</u>
Capital assets being depreciated, net	<u>14,014,381</u>	<u>(116,649)</u>	<u>124,049</u>	<u>13,773,683</u>
Governmental activities capital assets, Net of accumulated depreciation	<u>\$ 15,202,629</u>	<u>\$ 37,339</u>	<u>\$ 135,961</u>	<u>\$ 15,104,007</u>

Depreciation expense for the year ended December 31, 2009 (Unallocated)

\$ 697,796

Report of Municipal Auditors (continued)

TOWN OF HENNIKER

Notes to Basic Financial Statements
December 31, 2009

NOTE 7 - LONG-TERM LIABILITIES

The Town can issue general obligation debt instruments to provide funds for the acquisition and construction of major capital equipment, infrastructure and other facilities. General obligation debt instruments are "direct government obligations" and consequently are a pledge of the full faith and credit of the Town. The Town is obligated under certain leases accounted for as capital leases. The leased assets are accounted for as capital assets and capital lease liabilities in the government-wide financial statements. In the governmental fund financial statements the lease is recorded as an expenditure and other financing source in the year executed; annual lease payments are recorded as expenditures when paid. Other long-term obligations include compensated absences and early retirement obligations.

A summary of long-term liabilities outstanding at December 31, 2009 is as follows:

	General Obligation Bonds	Compensated Absences	Unamortized Bond Premiums	Total
Beginning balance	\$ 1,300,000	\$ 168,513	\$ 23,228	\$ 1,491,741
Additions	-	-	-	-
Reductions	(180,000)	(8,070)	(1,548)	(189,618)
Ending balance	<u>1,120,000</u>	<u>160,443</u>	<u>21,680</u>	<u>1,302,123</u>
Current portion	135,000	-	1,548	136,548
Noncurrent portion	985,000	160,443	20,132	1,165,575
	<u>\$ 1,120,000</u>	<u>\$ 160,443</u>	<u>\$ 21,680</u>	<u>\$ 1,302,123</u>

Long-term liabilities outstanding at December 31, 2009 consisted of the following:

	Issue Year	Interest Rate	Maturity Date	Original Amount of Issue	Amount Outstanding 12/31/09
<u>General Obligation Bonds</u>					
Fire station bond	1994	Var	2015	\$ 132,900	\$ 30,000
Transfer station bond	1990	Var	2010	315,000	15,000
Landfill closure/septage	1995	Var	2015	910,000	220,000
Landfill closure bond	1998	Var	2018	150,000	45,000
Water storage tanks	2001	Var	2021	575,000	335,000
Sewer project	2005	Var	2024	611,580	475,000
					<u>1,120,000</u>
<u>Other Long-Term Obligations</u>					
Compensated absences					160,443
Unamortized bond premium					<u>21,680</u>
					<u>182,123</u>
					<u>\$ 1,302,123</u>

Report of Municipal Auditors (continued)

TOWN OF HENNIKER

Notes to Basic Financial Statements
December 31, 2009

Annual debt service requirements to maturity for general obligation bonds are as follows:

	<u>Principal</u>	<u>Interest</u>	<u>Total</u>
2010	\$ 135,000	\$ 47,310	\$ 182,310
2011	110,000	41,715	151,715
2012	110,000	36,363	146,363
2013	110,000	30,787	140,787
2014	110,000	25,337	135,337
After	<u>545,000</u>	<u>85,995</u>	<u>630,995</u>
	<u>\$ 1,120,000</u>	<u>\$ 267,507</u>	<u>\$ 1,387,507</u>

Report of Municipal Auditors (continued)

TOWN OF HENNIKER

Notes to Basic Financial Statements
December 31, 2009

NOTE 8 - PROPERTY TAXES

Property Tax Calendar

The Town is responsible for assessing, collecting and distributing property taxes in accordance with state legislation. The property tax year is from April 1 - March 31. Unpaid property taxes may be liened (following statutory notification and procedural guidelines) as soon as 30-days after the final bill (or installment) is due. Unpaid taxes are assessed interest at a rate of 12% up to the "lien date," at which time the rate increases to 18%. Two years from the execution of the real estate tax lien the Tax Collector may execute to the lienholder a "deed" of the property subject to the real estate tax lien and not redeemed (paid).

Revenue Recognition

The Town recognizes property tax revenues when they are levied (i.e., after a warrant for collection is committed to the Tax Collector by the Board of Selectmen). This is a GAAP departure (from *GASB Statement #1* generally, and specifically *NCGA Interpretation -3 "Revenue Recognition - Property Taxes"*). Under GAAP, certain disclosures are required of property tax revenues that are not received during the period, or within 60-days thereafter, that are recognized as receivables without a corresponding reserve. The Town believes that this application of GAAP to its property tax revenues would result in misleading financial statements since such GAAP application would reduce fund balance by the amount of uncollected property taxes; concurrent with a GAAP requirement to record an expenditure (and payable) for the amount due to the local education authority (such amount based solely on a share of the uncollected property taxes). This GAAP departure as applied to New Hampshire towns was addressed by the GASB in 1984. The GASB, in responding to an inquiry on this matter, provided justification for the departure from the 60-day rule due to the unique legislation in the State of New Hampshire regarding the Town's responsibility for (and expenditure recognition of) intergovernmental payments to the local education authority (school district). This justification has been reviewed and accepted by the New Hampshire Department of Revenue Administration (which requires GAAP-based regulatory reporting) and has been established as a widely prevalent practice followed by most New Hampshire towns.

Report of Municipal Auditors (continued)

TOWN OF HENNIKER

Notes to Basic Financial Statements
December 31, 2009

NOTE 9 - PENSION PLAN

The Town participates in the New Hampshire Retirement System (the "System"), a cost-sharing multiple-employer defined benefit pension plan and trust established in 1967 by RSA 100-A:2 administered by a Board of Trustees. The plan is a contributory plan that provides service, disability, death and vested retirement benefits to members and their beneficiaries. Benefit provisions are established and may be amended by the New Hampshire State Legislature. The System issues a publicly available financial report that includes financial statements and required supplementary information for the System. That report may be obtained by writing to New Hampshire Retirement System, 4 Chenell Drive, Concord, New Hampshire 03301.

The System is funded by contributions from both the employees and the Town. Per RSA-100:16, plan member contribution rates are established and may be amended by the New Hampshire State legislature while the employer contribution rates are determined by the System Board of Trustees based on an actuarial valuation. Plan members are required to contribute 5.0%, for Group I employees, and 9.3%, for Group II employees, of their covered salary and the town is required to contribute at an actuarially determined rate. The Town's contribution rates as of December 31, 2009 were 9.09% for Group I employees, 12.68% for Group II Policemen, and 16.05% for Group II Firemen, as applicable. The Town contributes 70% of the employer cost for police and firemen employed by the Town and the State contributes the remaining 30% of the employer cost. The State of New Hampshire contributions represent on-behalf fringe benefit payments, which in accordance with GASB Statement No. 24, are required to be reported as a revenue and expense in the statement of activities and as a revenue and expenditure in the governmental funds statement of revenues, expenditures and changes in fund balances. The Town contributes 100% of the employer cost for general employees of the Town (if applicable). The Town's contributions to the System for the years ending December 31, 2009, 2008, and 2007 were \$165,443, \$164,085, and \$142,968, respectively. For the year ended December 31, 2009 on-behalf fringe benefit payments made by the State of New Hampshire amounted to \$31,192.

NOTE 10 - DEFERRED COMPENSATION PLAN

The Town offers to its full-time employees a deferred compensation plan in accordance with an agreement entered into on April 30, 1985. The plan is administered by the The Copeland Companies, under section 457 of the Internal Revenue Code and RSA Chapter 101-B of the statutes of the State of New Hampshire. Participation in the plan is optional to eligible employees.

Contributions to the plan are made through employee withholdings under the terms identified in each employee's Participant Agreement.

Participants shall elect a payment option, from those available under the Investment Contract, at least 30 days before the payments of benefits is to commence. If a timely election is not made then the benefits will be paid as a Life Annuity with payments guaranteed for 10 years.

NOTE 11 - POST-RETIREMENT HEALTH CARE

The Town does not provide post-employment health-care benefits except those mandated by the Consolidated Omnibus Reconciliation Act (COBRA). The requirements established by COBRA for post-employment health-care benefits provide that employees who elect coverage under the Act are responsible for the cost.

Capital Improvements Program Analysis

Town of Henniker Detailed CIP Program December 1, 2010												
Year	Year of Last Purchase	2011	2012	2013	2014	2015	2016	2017	2018	2019	2020	2021
Fire												
Command Vehicle	new purchase				48,137							
Ladder Truck?	new purchase											
Pumper 1 (Engine 2)	1991				542,000							
Forestry Truck	1996								72,300			
Heavy Rescue	1998											263,026
Extraction Tools	2006											
Tanker	1999											
Subtotal Fire		0	0	0	48,137	542,000	0	0	72,300	0	0	263,026
Rescue												
Ambulance	1998				225,102				253,354			
Subtotal Rescue		0	0	0	225,102	0	0	0	253,354	0	0	0
Highway												
1978 International Wheel Loader/Plow	1978	200,000										
1994 Trackless Sidewalk Tractor	1994		75,000									
1991 Bandit Wood Chipper	1991	0		31,000								
2000 Freightliner 6x6 Dump/plow/spreader	2000		0	120,000								
2001 Freightliner Ten Wheel dump/plow/spreader	2001			0	115,000							
1998 John Deere Motor Grader	1998				0	210,000						
2007 F350 Pickup 4x4 Plow	2007					0	44,000					
2008 F 350 Pickup 4x4 Plow	2008					0	44,000					
2004 Freightliner 6x6 Dump/plow/spreader	2004					0	101,000					
2001 Cat 420D Backhoe/Loader, forks, boom	2001							98,000				
2005 Freightliner Dump/plow/spreader	2005								104,000			
2006 Freightliner 6x6 Dump/plow/spreader	2006								0	130,000		
1996 Cat Loader	1996									0	180,000	
1983 GMC Water Tanker	1983											0
1986 Skid Steer, bucket, forms, snowblower	1986											
2013 Freightliner 6x6 Dump/plow/spreader	2013											
2014 Freightliner Ten Wheel dump/plow/spreader	2014											
2010 Loader 3yd. plow, wing, forks	2011											
2015 1 ton pickup, 4x4 plow	2015											
2015 1 ton pickup, 4x4 plow	2015											
2017 Freightliner 6x6 Dump/plow/spreader	2017											
2011 Sidewalk Tractor	2012											
2019 Freightliner Dump/plow/spreader	2019	90,000	90,000	90,000	90,000	90,000	90,000	90,000	90,000	90,000	90,000	90,000
Road Construction		290,000	165,000	241,000	205,000	300,000	178,000	191,000	188,000	194,000	220,000	270,000
Subtotal Highway												
Transfer Station												
Trailer	1990		85,000									
Pick UP Truck (3/4)	2000		45,000						55,000			
Skid Steer	2000			35,000							40,000	
Trash Compactor			10,000									
Hopper/Office Building				15,000								
Baler	1998-2003				15,000							
Subtotal Transfer Station		0	140,000	50,000	15,000	0	0	0	0	55,000	40,000	0

Capital Improvements Program Analysis (continued)

Year	Year of Last Purchase	2011	2012	2013	2014	2015	2016	2017	2018	2019	2020	2021
Parks												
Mower #1 (John Deere)	2000		16,000									
Mower #2 (Toro)	2007				18,000							
Subtotal Parks		0	16,000	0	18,000	0	0	0	0	0	0	0
Police												
Police Cruiser			25,100	26,250		26,250	26,250	30,000	27,562	27,562		28,940
Police SUV	2002	28,768										
Police Building Improvement	2008									20,000		100,000
Replace Cruiser Radios												
Add Photo Software to RMS police software	new purchase				15,000							
Subtotal Police		28,768	25,100	26,250	15,000	26,250	26,250	30,000	27,562	47,562	0	128,940
General Government												
Land Purchase Reserve	reserve account	0	10,000	10,000	10,000	10,000	10,000	10,000	10,000	10,000	10,000	10,000
Property Revaluation	reserve account			50,000	50,000	50,000			50,000	50,000	50,000	
Bridge Capital Reserve	reserve account	200,000	150,000	150,000	150,000	150,000	75,000	75,000	75,000	75,000	75,000	75,000
Paint Grange Building			15,000									
Paint Town Hall					25,000							
Grange Roof Repair		20,000										
Police Building Maint. Reserve	reserve account	2,000	2,000	2,000	2,000	2,000	2,000	2,000	2,000	2,000	2,000	2,000
Fire/Rescue Maint. Reserve	reserve account	2,500	2,500	2,500	2,500	2,500	2,500	2,500	2,500	2,500	2,500	2,500
Subtotal General Government		224,500	179,500	214,500	239,500	214,500	89,500	89,500	139,500	139,500	139,500	89,500
Library		0	0	0	0	0	0	0	0	0	0	0
Subtotal Library		0	0	0	0	0	0	0	0	0	0	0

Summary CIP Program

	2011	2012	2013	2014	2015	2016	2017	2018	2019	2020	2021
Subtotal Fire	0	0	0	48,137	542,000	0	0	72,300	0	0	263,026
Subtotal Rescue	0	0	0	225,102	0	0	0	253,354	0	0	0
Subtotal Highway	290,000	165,000	241,000	205,000	300,000	178,000	191,000	188,000	194,000	220,000	270,000
Subtotal Transfer Station	0	140,000	50,000	15,000	0	0	0	0	55,000	40,000	0
Subtotal Parks	0	16,000	0	18,000	0	0	0	0	0	0	0
Subtotal Police	28,768	25,100	26,250	15,000	26,250	26,250	30,000	27,562	47,562	0	128,940
Subtotal General Government	224,500	179,500	214,500	239,500	214,500	89,500	89,500	139,500	139,500	139,500	89,500
Library	0	0	0	0	0	0	0	0	0	0	0
Gross Total	543,268	525,600	531,750	765,739	1,082,750	293,750	310,500	680,716	436,062	399,500	751,466

Capital Improvements Program Analysis (continued)

Estimated Valuation (+/- .005 per yr)	382,187	384,098	386,019	387,949	389,889	391,838	393,797	395,766	397,745	399,734	401,733
Estimated Tax Rate Impact	1.42	1.37	1.38	1.97	2.78	0.75	0.79	1.72	1.10	1.00	1.87
Existing Reserves											
<i>Updated to reflect 2010 activity</i>											
	12/31/10 Balances										
	Principal	Income	Addition	Total							
Ambulance Fund	117,216	17,255	2010	134,470	appropriated 2010 Town Meeting						
Police Station Fund	1	5,827	2000	7,828							
Library Bldg Maint Fund	10,855	1,788		12,643							
Fire/Rescue Bldg Fund	32,501	4,032		36,533							
Fire Truck Fund	115	22,844		22,958							
Community Center Fund	3,245	522		3,767							
Skate Park Fund	324	65		389							
Re-Valuation Fund	100,000	7,140		107,140	appropriated 2010 Town Meeting						
Land Purchase Fund	1	112		113							
Highway Equipment Fund	60,000	1,524		61,524							
Contoocook Valley Paper Fund	1	0		1							
Bridge Repair Fund	0	338		338							
Athletic Field Fund	10,000	0		10,000	\$5825 LEFT ON WARRANT ARTICLE ALSO						



(Left) Valerie Simeone, part-time Assistant to both Finance and Selectmen's Office. (Right) Russ Roy, Director of Finance and Systems Administrator.

Schedule of Long Term Debt

Town of Henniker
Schedule of Long Term Debt.
As of 12/31/2010

Purpose of Issue	WWTP	05 Overhaul	Firehouse	Landfill	Landfill	Water Tank
Amount of Original		\$641,000	\$132,900	\$700,000	\$150,000	\$575,000
Date Of Issue		Jul-05	Dec-94	Jul-95	Jul-98	Jul-01
Payable to		NHMBB	NHMBB	NHMBB	NHMBB	NHMBB
Water Portion%		0%	0%	0%	0%	100%
Sewer Portion%		60%	0%	0%	0%	0%
Town Portion %		40%	100%	100%	100%	0%
Year	Principal	Interest	Principal	Interest	Principal	Interest
2011	35,000	20,418	5,000	1,455	5,000	2,000
2012	35,000	18,668	5,000	1,135	5,000	1,750
2013	35,000	16,918	5,000	813	5,000	1,500
2014	35,000	15,168	5,000	488	5,000	1,250
2015	30,000	13,418	5,000	163	5,000	1,000
2016	30,000	11,918			5,000	750
2017	30,000	10,418			5,000	500
2018	30,000	8,918			5,000	250
2019	30,000	7,688				
2020	30,000	6,450				
2021	30,000	5,190				
2022	30,000	3,915				
2023	30,000	2,625				
2024	30,000	1,313				
Totals	440,000	143,020	25,000	4,054	175,000	29,271
					40,000	9,000
					305,000	85,580

Vital Statistics - 2010 Deaths

01/26/2011



DEPARTMENT OF STATE
DIVISION OF VITAL RECORDS ADMINISTRATION

Page 1 of 2

RESIDENT DEATH REPORT

01/01/2010 - 12/31/2010

--HENNIKER, NH --

SFN	Decedent's Name	Death Date	Death Place	Father's Name	Mother's Maiden Name	Military
2010000110	COYMAN, JOHN	01/06/2010	WESTMORELAND	COYMAN, JOHN	ANSIT, GENEVIEVE	N
2010000420	WARREN, EUNICE	01/15/2010	HENNIKER	ELSASSER, WILLIAM	SCHADEK, FRIEDA	N
2010000945	TENNEY, HELEN	02/02/2010	CONCORD	BELISLE, JOSEPH	STURTEVANT, ALICE	N
2010001014	RIEL SR, LEON	02/06/2010	BOSCAWEN	RIEL, DOMINO	GLADU, EDNA	Y
2010001528	BRIEN, BEATRICE	02/21/2010	CONCORD	CARBONE, JOHN	DANADIO, MARGUERITE	N
2010002309	GILBERT, LEONARD	03/24/2010	LACONIA	GILBERT, FRANK	LAWRENCE, KATHERINE	Y
2010002388	CONNOR, JAMES	03/29/2010	CONCORD	CONNOR, LESTER	HILL, ALICE	N
2010002900	TURSCHMAN, SAMANTHA	04/14/2010	LEBANON	TURSCHMAN, JEB	DAWES, PATRICIA	N
2010003050	DOTY, CATHERINE	04/21/2010	CONCORD	NEE, COLMAN	DONOVAN, KATHERINE	N
2010003176	PETERSON, THOMAS	04/24/2010	HENNIKER	PETERSON, FRANKLIN	HATCH, FLORENCE	Y
2010003318	HAWTHORN-MACDOUGALL, MOLLY	04/29/2010	HENNIKER	MACDOUGALL, BRUCE	HAWTHORN, MARGARET	N
2010003809	LEEDHAM, BARBARA	05/19/2010	CONCORD	LUNDSTED, LEIF	LEAVITT, EDNA	N
2010004172	PLANTE, KATHLEEN	05/26/2010	CONCORD	REYNOLDS, PAUL	HOMON, ARLENE	N
2010004211	ASHFORD, DAVID	05/31/2010	HENNIKER	ASHFORD, RONALD	FLETCHER, MARIA	N
2010004489	ANDERSON, VIRGINIA	06/10/2010	CONCORD	RICHARDSON, WILLIAM	HOUGHTON, LAURA	N
2010004789	PATENAUDE, BRIAN	06/25/2010	HENNIKER	PATENAUDE, RODNEY	FITCH, CAROLYN	N
2010005434	PILLSBURY, EVA	07/17/2010	CONCORD	CARSON, CHARLIE	FARRELL, RUTH	N
2010005475	COUSINS, SANDRA	07/22/2010	CONCORD	PFEFFERLE, EMMANUEL	CRAGG, ANNE	N

Vital Statistics - 2010 Deaths (continued)

01/26/2011



DEPARTMENT OF STATE DIVISION OF VITAL RECORDS ADMINISTRATION

Page 2 of 2

RESIDENT DEATH REPORT

01/01/2010 - 12/31/2010

--HENNIKER, NH --

SFN	Decedent's Name	Death Date	Death Place	Father's Name	Mother's Maiden Name	Military
2010005668	BUTLER, MARY	07/29/2010	HENNIKER	MCNAMARA, JAMES	BONNEAU, REGINA	N
2010006012	GRENDALL, LARRY	08/08/2010	LEBANON	GRENDALL, LYNWOOD	GREEN, GLADYS	Y
2010006165	RICHARD, PHYLLIS	08/12/2010	CONCORD	UNKNOWN, UNKNOWN	GOSS, MELVA	N
2010006104	MCCLOSKEY, SARA	08/14/2010	CONCORD	BERRINGER, CLARK	MCMAUS, RELIA	N
2010006459	METZGER, CLYDE	08/26/2010	CONCORD	METZGER, CHRISTIAN	FOERTSCH, MATILDA	Y
2010006939	PELKEY, DONALD	09/17/2010	HENNIKER	PELKEY, ERNEST	REED, MURIEL	Y
2010007093	MARKO, EDNA	09/22/2010	HENNIKER	ELTHORPE, HOWARD	CUSHMAN, THELMA	N
2010007371	MEADE JR, WALTER	10/02/2010	CONCORD	MEADE, WALTER	GOLSONG, ANNETTE	Y
2010007720	MCCRAY, GERTRUDE	10/14/2010	HENNIKER	BUTLER, GEORGE	WILLIAMS, CORA	N
2010009546	SHELDON, DOUGLAS	12/18/2010	HENNIKER	SHELDON, ERNEST	WILD, ETHEL	Y
2010009591	MELCHER, ROY	12/20/2010	CONCORD	MELCHER, PAUL	NEITZEL, MILDRED	N
2010009689	SWANSON, ELIZABETH	12/24/2010	CONCORD	SMITH, EDWIN	GROSSCLOSE, GLADYS	N

Total number of records 30

Vital Statistics - 2010 Births

1/26/2011

DEPARTMENT OF STATE
DIVISION OF VITAL RECORDS ADMINISTRATION

Page 1 of 1

RESIDENT BIRTH REPORT

01/01/2010-12/31/2010

--HENNIKER--

Child's Name	Birth Date	Birth Place	Father's/Partner's Name	Mother's Name
MORETTE, LILYANNA XIAN	01/12/2010	CONCORD,NH	MORETTE, JOSEPH	MORETTE, JINNY
HARRISON, ELIZABETH LYNN	01/21/2010	CONCORD,NH	HARRISON, NATHAN	HARRISON, SAMANTHA
DENNIS, RAEAGAN ANGELIKA	01/27/2010	CONCORD,NH	DENNIS, STEPHEN	DENNIS, JENNIFER
SPALDING, ZOEY MOON	01/28/2010	CONCORD,NH	WINTER SR, DOUGLAS	SPALDING, MEGAN
DREW, PIPER SHAELYN	02/11/2010	CONCORD,NH	DREW, TRAVIS	DREW, STEPHANIE
BYERS, ETHAN DAVID	03/02/2010	CONCORD,NH	BYERS JR, DAVID	BYERS, NADEAN
MCMANUS, SAVANNAH FAITH	03/05/2010	LEBANON,NH	MCMANUS, MICHAEL	MCMANUS, TANYA
DECATUR, EMERSON BRADLEY	03/11/2010	CONCORD,NH	DECATUR, JACK	MURDOUGH, MEGAN
SCORDO, SAMUEL ALEXANDER	03/14/2010	CONCORD,NH	SCORDO, ANTONIO	SCORDO, JESSICA
SCORDO, SOPHIA ISABELLA	03/14/2010	CONCORD,NH	SCORDO, ANTONIO	SCORDO, JESSICA
MEADE, KATELYN ELIZABETH	04/13/2010	CONCORD,NH	MEADE, STEPHEN	MEADE, JANET
ST LAURENT, SOPHIA LOUISE	04/14/2010	CONCORD,NH		ST LAURENT, CARMEN
RESTUCCIA, IVY LYN	05/18/2010	CONCORD,NH	RESTUCCIA, MARK	CHAUCA, JESSICA
BUCKLEY, SOPHIA ELIZABETH	05/22/2010	MANCHESTER,NH	BUCKLEY, TIMOTHY	BUCKLEY, STEPHANIE
TOWLE, CAROLYN FRANCES	06/25/2010	CONCORD,NH	TOWLE, RYAN	TOWLE, ELIZABETH
BROWN, L GRADY	07/12/2010	CONCORD,NH	BROWN, ROBERT	BROWN, JULIE
DYJAK, ARIN JAMES	07/17/2010	CONCORD,NH	DYJAK, DAREN	DYJAK, KELLIE
BONILLA, BROOKE ELIZABETH	07/21/2010	CONCORD,NH	BONILLA, RUSSELL	BONILLA, MARY
MEDLOCK, MIA ROSE	08/09/2010	CONCORD,NH	MEDLOCK, ZACHARY	MEDLOCK, HEATHER
MEDLOCK, ZOE ADDISON	08/09/2010	CONCORD,NH	MEDLOCK, ZACHARY	MEDLOCK, HEATHER
HART, SAMUEL JOHN	08/29/2010	MANCHESTER,NH	HART, JUSTIN	HART, REBECCA
SMITH, ASHLYN CLAIRE	09/02/2010	CONCORD,NH	SMITH, SHAWN	SMITH, MORGAN
WILSON, HEIDI ANN	09/04/2010	CONCORD,NH	WILSON JR, JEFFREY	BLANCHETTE, MELISSA
CHICOINE, SETH GARY	09/29/2010	CONCORD,NH	CHICOINE, TYLER	LADUKE, STACY
TADLOCK, TIMOTHY MICHAEL	10/07/2010	CONCORD,NH	TADLOCK, CHRISTOPHER	TADLOCK, SARA
URBAITIS, SAMUEL GREGORY	10/29/2010	CONCORD,NH	URBAITIS, TODD	URBAITIS, DEBORAH
ROY, IZIBELLA GRACE	12/10/2010	CONCORD,NH		ROY, AMANDA
DIAZ, HENRY MICHAEL	12/14/2010	CONCORD,NH	DIAZ, MICHAEL	DIAZ, ABBY
MULLEN, MAXIMUS MAGNUS	12/17/2010	CONCORD,NH	MULLEN, MARK	CARR, COURTNEY
LACLAIR, AVERY ELIZABETH	12/21/2010	CONCORD,NH	LACLAIR, PAUL	LACLAIR, KATHLEEN
BOUTILIER, DOMINIC ORLAND	12/31/2010	CONCORD,NH	BOUTILIER JR, RICHARD	NICKERSON, KRISTINA
BOUTILIER, DARIEN JAMES ELWIN	12/31/2010	CONCORD,NH	BOUTILIER JR, RICHARD	NICKERSON, KRISTINA

Total number of records 32

Vital Statistics - 2010 Marriages

1/26/2011

DEPARTMENT OF STATE
DIVISION OF VITAL RECORDS ADMINISTRATION
RESIDENT MARRIAGE REPORT

Page 1 of 1

01/01/2010 - 12/31/2010

-- HENNIKER --

SFN	Person A's Name	Person A's Residence	Person B's Name	Person B's Residence	Town of Issuance	Place of Marriage	Date of Marriage
2010001442	CANTARA, GREGORY A	HENNIKER, NH	CAMARA, SHELLY L	HENNIKER, NH	HENNIKER	HENNIKER	04/01/2010
2010001779	COHEN, MICHAEL J	HENNIKER, NH	BOONPRASERT, KATEPRAPA	HENNIKER, NH	CONCORD	CONCORD	04/27/2010
2010002004	AUCOIN, BENJAMIN M	HENNIKER, NH	WHITE, TRISTA N	HENNIKER, NH	HENNIKER	HENNIKER	05/01/2010
2010003988	HATHAWAY, SHAUN W	UNITY, NH	LES BECQUETS, DIANE MARIE	HENNIKER, NH	UNITY	HOPKINTON	06/13/2010
2010003440	STRICKLAND, DANIEL J	HENNIKER, NH	GREENWOOD, BRENDA L	HENNIKER, NH	HENNIKER	HENNIKER	06/26/2010
2010003447	GILBERT, JERRY D	HENNIKER, NH	MANNIX, SHELAGH M	HENNIKER, NH	HENNIKER	HENNIKER	06/26/2010
2010003885	BERNSTEIN, DOUGLAS R	CLIFTON PARK, NY	HIGGINSON, REBECCA L	HENNIKER, NH	HENNIKER	KEENE	07/10/2010
2010004026	HEER, JOSIENNE C	HENNIKER, NH	TALBOT, IAN J	WEARE, NH	HENNIKER	HENNIKER	07/11/2010
2010006255	MCQUARRIE, JEFFREY P	HENNIKER, NH	WENTWORTH, SHELLEY J	HENNIKER, NH	HENNIKER	NEW CASTLE	07/31/2010
2010004777	VERSTRAETE, JOHN-EDWARD	DERRY, NH	ROACH, SHARON ROSE C	HENNIKER, NH	DERRY	NEW LONDON	07/31/2010
2010004821	HASKELL, KRISTIN V	HENNIKER, NH	MASON, CHRISTOPHER R	HENNIKER, NH	HENNIKER	PORTSMOUTH	07/31/2010
2010004951	SEVIGNY, MATTHEW D	HENNIKER, NH	LEMIRE, LINDSEY A	WEARE, NH	HENNIKER	HENNIKER	07/31/2010
2010004956	CONNELLY, KELLI B	HENNIKER, NH	DYER, JAMES A	HENNIKER, NH	HENNIKER	BRADFORD	08/05/2010
2010005366	SAVAGE, KAREN A	HENNIKER, NH	COLBY, RICHARD A	HENNIKER, NH	HENNIKER	SANBORNTON	08/14/2010
2010005598	TILLEY, GERALD A	HENNIKER, NH	SZELOG, CHRISTINE A	HENNIKER, NH	HENNIKER	NEW BOSTON	08/21/2010
2010006088	WARD, ROGER L	HENNIKER, NH	WOOD, RUTH M	HENNIKER, NH	HENNIKER	HENNIKER	08/28/2010
2010006592	BREMER, CHRISTOPHER A	HENNIKER, NH	BAAS, SARAH G	HENNIKER, NH	CONCORD	HENNIKER	08/28/2010
2010006263	PERRY, ADRIAN F	HENNIKER, NH	ROBBINS, VICTORIA J	HENNIKER, NH	HENNIKER	HILLSBOROUGH	09/04/2010
2010006740	FORD, BRENDON S	HENNIKER, NH	MARX, JANA D	HENNIKER, NH	HENNIKER	SUNAPEE	09/05/2010
2010007035	GORHAN, DAVID W	HENNIKER, NH	HUNTER, JESSICA T	HENNIKER, NH	HENNIKER	HENNIKER	09/11/2010
2010007302	PATTERSON, MICHAEL D	HENNIKER, NH	WARDELL, KASEY C	HENNIKER, NH	HENNIKER	HENNIKER	09/25/2010
2010008317	THEOHAROUS, DIANNE N	PELHAM, NH	NITZSCHKE, ROBERT D	HENNIKER, NH	HENNIKER	HOOKSETT	10/17/2010

Total number of records 22

Directory of Services - Town of Henniker

In an emergency (Ambulance/Fire/Police) dial 911

Abatements.....	Town Hall / Assessing.....	18 Depot Hill Rd.	428-3221 ext. 2
Administrator	Town Hall	18 Depot Hill Rd.	428-3221 ext. 5
Animal Control Officer	Police Station	340 Western Ave.	428-3212 (dispatch)
Assembly Permits (special events)	Town Hall / Selectmen's Office	18 Depot Hill Rd.	428-3221 ext. 1
Assembly Permits (year round)	Fire Station	216 Maple St.	428-7552 (office)
Assessment of Property.....	Town Hall / Assessing.....	18 Depot Hill Rd.	428-3221 ext. 2
Athletics.....	Athletic Committee.....	18 Depot Hill Rd.	428-3221
Birth Certificates (Vital Records).....	Town Hall / Town Clerk.....	18 Depot Hill Rd.	428-3240
Building Permits.....	Town Hall / Selectmen's Office	18 Depot Hill Rd.	428-3221 ext. 1
Burn Permits.....	Fire Station	216 Maple St.	428-7552 (office)
Code Enforcement	Town Hall	18 Depot Hill Rd.	428-3221 ext. 231
Community Center Rental.....	Community Center.....	57 Main St.....	428-3221 ext. 1
Current Use	Town Hall / Assessing.....	18 Depot Hill Rd.	428-3221 ext. 2
Death Certificates (Vital Records).....	Town Hall / Town Clerk.....	18 Depot Hill Rd.	428-3240
Dog Licenses	Town Hall / Town Clerk.....	18 Depot Hill Rd.	428-3240
Elections.....	Town Hall / Town Clerk.....	18 Depot Hill Rd.	428-3240
Elementary School.....	Henniker Community School.....	51 Western Ave.	428-3476
Exemptions.....	Town Hall / Assessing.....	18 Depot Hill Rd.	428-3221 ext. 2
Excavation Permits.....	Town Hall / Assessing.....	18 Depot Hill Rd.	428-3221 ext. 1
Finance.....	Town Hall.....	18 Depot Hill Rd.	428-3221 ext. 4
Fire Department.....	Fire Station	216 Maple St.	428-7552 (office)
.....	911 Emergency
Grange Hall Rental	Grange Building.....	21 Western Ave.	428-3221 ext. 1
Health Officer.....	Town Hall	18 Depot Hill Rd.	428-3221 ext. 6
High School.....	John Stark Regional HS.....	618 North Stark Hwy. (Rt. 114), Weare	529-7675
Highway Department.....	209 Ramsdell Rd.	428-7200
Historical Society	Academy Hall	51 Maple St.	428-6267
Human Services / Welfare.....	Town Hall / Welfare.....	18 Depot Hill Rd.	428-3221 ext. 7
Land Use (Planning & Zoning)	Town Hall / Land Use	18 Depot Hill Rd.	428-3221 ext. 1 or 8
Library	Tucker Free Library	31 Western Ave.	428-3471
Life Safety Inspections.....	Fire Station	216 Maple St.	428-7552 (office)
Maps	Town Hall / Assessing.....	18 Depot Hill Rd.	428-3221 ext. 2
Marriage Licenses (Vital Records).....	Town Hall / Town Clerk.....	18 Depot Hill Rd.	428-3240
Parking	Police Department.....	340 Western Ave.	428-3213 (office)
Police Department	340 Western Ave.	428-3213 (office)
.....	911 Emergency
Recycling Center	Transfer Station/Recycling Ctr.....	1393 Weare Rd.	428-7604
Rescue Squad	Fire Station	216 Maple St.	428-7552 (office)
.....	911 Emergency
Sand	Highway Department	209 Ramsdell Rd.	428-7200
School Administrative Unit #24	SAU 24 Office	41 Liberty Hill Rd., Bldg. 5	428-3269
Selectmen's Office	Town Hall.....	18 Depot Hill Rd.	428-3221 ext. 1
Senior Center.....	White Birch Community Ctr.....	51 Hall Ave.	428-7860
Sign Permits	Town Hall / Selectmen's Office	18 Depot Hill Rd.	428-3221 ext. 1
Swim Lessons.....	White Birch Community Ctr.....	51 Hall Avenue.....	428-7860
Tax Payments	Town Hall / Tax Collector.....	18 Depot Hill Rd.	428-3240
Teen Center	Community Center.....	57 Main St.....	428-3221
Timber Cutting	Town Hall / Assessing.....	18 Depot Hill Rd.	428-3221 ext. 2
Transfer Station	Transfer Station/Recycling Ctr.....	1393 Weare Rd.	428-7604
Vehicle Registration	Town Hall / Tax Collector.....	18 Depot Hill Rd.	428-3240
Volunteering.....	Town Hall.....	18 Depot Hill Rd.	428-3221
Voter Registration.....	Town Hall / Town Clerk.....	18 Depot Hill Rd.	428-3240
Wastewater Department.....	199 Ramsdell Rd.	428-7215
Water Department.....	Cogswell Spring Water Works.....	146 Davison Rd.	428-3237
Zoning Ordinances.....	Town Hall / Land Use	18 Depot Hill Rd.	428-3221 ext. 1



The Blue Star Mothers of America (those who have children currently serving in the military) started the tradition several years ago of displaying Heroes Trees. Our Heroes Tree have gold, blue, red and black stars for those who have served or are serving in the military. Gold Stars are for those who lost their lives, and includes most of New Hampshire's KIA (killed in action) in the current conflicts. Blue Stars carry the names of our local military members. Red Stars are for those who have been injured. Black Stars are for all missing in action, POW/MIAs, from New Hampshire. Thank you to all who participated in making this happen and special thanks to the Historical Society of Henniker for their support.