


# HENNIKER NEW HAMPSHIRE



## 1998 ANNUAL REPORT

*"The Only Henniker On Earth"*



*Landfill Closure 1998*

ANY PERSON WITH A HEARING DISABILITY WHO WISHES TO ATTEND THIS  
PUBLIC MEETING AND NEEDS THE SERVICES OF A SIGN LANGUAGE  
INTERPRETER, PLEASE CONTACT THE SELECTMEN'S OFFICE AT LEAST 72  
HOURS IN ADVANCE SO THAT THE TOWN CAN MAKE ARRANGEMENTS WITH  
AN INTERPRETER FOR YOUR ACCOMMODATION.

*Cover photo:  
Ice Storm of January 1998  
Top of Craney Hill Road  
taken by Nancy Foley*

**1998**  
**ANNUAL REPORTS**  
**OF THE**  
**TOWN OFFICERS**  
**OF**  
**HENNIKER, NEW HAMPSHIRE**

# Table of Contents

|  |    |
|--|----|
| Record of Affirmative Votes 1998 Town Meeting . . . . .      | 1  |
| Elected and Appointed Officials . . . . .                    | 8  |
| SOICC Report (Statistical Information) . . . . .             | 16 |
| Selectmen's Report . . . . .                                 | 18 |
| Town Administrator's Report . . . . .                        | 20 |
| 1999 Town Warrant . . . . .                                  | 26 |
| 1999 Town Budget (DRA MS-6) . . . . .                        | 33 |
| Town Valuation . . . . .                                     | 40 |
| 1998 Tax Rate . . . . .                                      | 44 |
| DRA Tax Rate Calculation . . . . .                           | 45 |
| Patterson Bridge Report . . . . .                            | 46 |
| Planning Board . . . . .                                     | 47 |
| Zoning Board of Adjustment . . . . .                         | 48 |
| Zoning Definition of Unnecessary Hardship . . . . .          | 49 |
| Central New Hampshire Regional Planning Commission . . . . . | 50 |
| Code Enforcement/Health Officer . . . . .                    | 51 |
| Food Pantry . . . . .  | 53 |
| Human Services . . . . .                                     | 54 |
| Highway Department . . . . .                                 | 54 |
| Police Department . . . . .                                  | 55 |
| Animal Control . . . . .                                     | 58 |
| Fire Department . . . . .                                    | 59 |
| Rescue Squad . . . . .                                       | 59 |
| Forest Fire Warden & State Forest Ranger . . . . .           | 60 |
| Recycling Committee . . . . .                                | 61 |
| Transfer Station/Recycling Center . . . . .                  | 61 |
| Conservation Commission . . . . .                            | 63 |
| Community Band . . . . .                                     | 63 |
| Cable Review Committee . . . . .                             | 64 |
| Tucker Free Library . . . . .                                | 65 |
| Tucker Free Library Inventory . . . . .                      | 66 |
| Tucker Free Library Treasurer's Report . . . . .             | 67 |
| Concord Regional Visiting Nurse Association . . . . .        | 70 |
| UNH Cooperative Extension . . . . .                          | 71 |
| Community Action Program . . . . .                           | 72 |
| White Birch Community Center . . . . .                       | 77 |

|  |     |
|--|-----|
| Henniker Rotary Club . . . . .                           | 78  |
| Henniker Lions Club . . . . .                            | 79  |
| Town Clerk's Report . . . . .                            | 80  |
| Tax Collector's Report . . . . .                         | 81  |
| Charles E. Damour Wastewater Treatment Plant . . . . .   | 84  |
| Wastewater Treatment Plant Treasurer's Report . . . . .  | 84  |
| Cogswell Spring Water Works Treasurer's Report . . . . . | 85  |
| Treasurer's Report - General Fund . . . . .              | 86  |
| Treasurer's Report - Invested Funds . . . . .            | 89  |
| Treasurer's Report - Bond Accounts . . . . .             | 91  |
| Treasurer's Report - Summary . . . . .                   | 92  |
| Employee Wage Report . . . . .                           | 93  |
| Births . . . . .   | 94  |
| Deaths . . . . .   | 96  |
| Marriages . . . . .                                      | 97  |
| Long Term Indebtedness . . . . .                         | 98  |
| Trustees of Trust Funds Report . . . . .                 | 99  |
| 1997 Auditor's Report . . . . .                          | 111 |
| Community Profile Forum . . . . .                        | 121 |



*Resident Apolonio Vergara's 100th birthday celebration  
October 15, 1998*



*Anjelika Jahn  
Work Placement Student from Germany*

# Record of Affirmative Votes at Town Meeting 1998

---

Polls opened at the Cogswell Memorial School Auditorium in Henniker on Tuesday, the tenth (10th) of March, 1998, at ten of the clock in the morning (10:00 a.m.) and voting commenced on the following:

1. Town Officers were elected as follows (\*ELECTED):

Board of Selectmen

**RODERICK PIMENTEL\***  
RONALD C. TAYLOR

Town Treasurer

**SUSAN DAMOUR\***

Planning Board

**RACHEL LEHR\***  
**BOB KONZE\***  
**RANDY L. WILSON\***  
GEOFFREY D. HIRSCH  
LAWRENCE WHITE

Water Commissioner

**DAVE ARNOLD\***  
ROCKY BOSTROM  
STEVE CONNOR

Trustee of the Trust Funds

**CAROLE A. HOCKMEYER\***

Cemetery Trustee

**DANA GREENLY\***  
JAMES FITCH  
AL NORTON  
BOB GOSSE  
LISA HUSTIS

Trustee of the Tucker Free Library

**WAYNE COLBY\***

Moderator

**WILLIAM D. DAMOUR\***

2. Shall we modify the elderly exemptions from property tax in the Town of Henniker, based on assessed value, for qualified taxpayers, to be as follows: for a person 65 years of age up to 75 years, \$25,000; for a person 75 years of age up to 80 years, \$35,000; for a person 80 years of age or older, \$50,000. To qualify, the person must have been a New Hampshire resident for at least 5 years, own the real estate individually or jointly, or if the real estate is owned by such person's spouse, they must have been married for at least 5 years. In addition, the taxpayer must have a net income of not more than \$24,000 or if married, a combined net income of less than \$35,000; and own assets not in excess of \$55,000.

**YES 672**

**NO 109**

3. Shall we adopt the provisions of RSA 40:13 to allow official ballot voting on all issues before the Town ? **Submitted by Petition**

**YES 392 NO 409**

4. Are you in favor of the adoption of Amendment No. 1 to the Henniker Zoning Ordinance, as proposed by the Planning Board, as follows: Amend section 2801 of the ordinance by adding Pat's Peak to the list of hills on which wireless communication towers are permitted by special exception, and providing that any such tower on Pat's Peak must be located within 300 feet of the site of the tower existing as of November 1, 1997?

**YES 547 NO 228**

5. Are you in favor of the adoption of Amendment No. 2 to the Henniker Zoning Ordinance, as proposed by the Planning Board, as follows: Amend Article XXVIII of the ordinance (a) to require that every wireless communication tower must be enclosed by security fencing at least six feet high and must be equipped with an appropriate anti-climbing device; (b) to clarify that construction of wireless communication towers is subject to site plan review, and (c). to require that when a facility ceases to be used as a wireless communication tower, the owner of the property shall be responsible for removal of the tower within one year?

**YES 643 NO 137**

*The Meeting reconvened at the Henniker Community School Cafetorium on Wednesday, March 11, 1998 at 7:00 P.M. The Girl Scouts conducted a flag ceremony, Joseph Damour made a presentation to William Belanger for his nine years of service as a Selectmen, and the Moderator explained the procedure to be followed at the Town Meeting. William Damour, the Moderator read the results from voting on Tuesday, March 10, 1998 and then declared the meeting open at 7:20 P.M.*

6. VOTED to raise and appropriate the sum of \$150,000.00 to finish the final closure of the landfill, and to authorize the issuance of not more than \$150,000.00 of bonds or notes in accordance with the provisions of the Municipal Finance Act (RSA Chapter 33) and to authorize the selectmen to issue and negotiate such bonds or notes and to determine the rate of interest thereon. (2/3 ballot vote required) **Selectmen Recommend.** *Voting on Article 6 (Bond Issue) began at 7:30 p.m., closed at 8:30 p.m., passed by 2/3 majority.*

**YES 190 NO 30**

7. VOTED to authorize the Selectmen to enter into a long-term lease/purchase agreement in the amount of One hundred sixty eight thousand eight hundred and sixty dollars (\$168,860.00) payable over a term of three (3) years at the rate of Thirty thousand dollars

(\$30,000.00) for the first year and Seventy-five thousand six hundred and thirty-three dollars and twenty four cents(\$75,633.24) per year for the remaining two (2) years to purchase a new grader for the highway department and to raise and appropriate the sum of thirty thousand dollars (\$30,000.00) for the first year's payment for that purpose, furthermore to authorize the trade-in of the 1979 grader to cover the first year's payment. (2/3 ballot vote required)

**Selectmen Recommend.** *Voting on Article 7 (Bond Issue) began at 8:45 p.m., closed at 9:45 p.m., passed by 2/3 majority.*

YES 195 NO 39

8. AMENDMENT to Article 8: I move that article #8 be amended to the version as printed on page 29 of the Town Report but change the amount to \$130,000.00.

**Amendment FAILED.**

VOTED to raise and appropriate the sum of \$130,000.00 for the purchase of a new ambulance for the Rescue Squad; and furthermore to authorize the withdrawal of \$17,000.00, plus accrued interest to date from the Ambulance Capital Reserve Fund Created for that purpose. The balance to come from the general taxation.

9. VOTED to raise and appropriate the sum of \$143,371.00 for the Rescue Squad and Fire Department. **Selectmen Recommend.**

|                 |                            |
|-----------------|----------------------------|
| Rescue Squad    | \$ 56,674.00               |
| Fire Department | \$ 86,697.00               |
| <b>Total</b>    | <b><u>\$143,371.00</u></b> |

A rate of \$5.15 per hour for the Rescue Squad and Fire Department was included in the totals above.

10. VOTED to raise and appropriate the sum of seven thousand nine hundred dollars (\$7,900.00) to purchase a defibrillator unit for the Rescue Squad. **Selectmen Recommend.**

11. FAILED to raise and appropriate the sum of \$990,560.00 to rehabilitate and repair the existing Patterson Hill Bridge. \$922,848.00 to be paid by the State of New Hampshire under the State Aid Bridge Program and \$67,712.00 to come from local taxation. \$163,000.00 was raised and appropriated at the 1997 Annual Town Meeting for said purpose. This is a nonlapsing appropriation. **Selectmen Recommend.**

There was much discussion concerning historical value, fixing the bridge, leaving it alone, or turning it into a foot bridge. There was a lot of concern about emergency vehicles crossing the bridge.

Standing vote taken YES 92 NO 107

12. VOTED to raise and appropriate the sum of \$786,291.00 for general municipal operations. **Selectmen Recommend.**

|                           |                            |
|---------------------------|----------------------------|
| Executive                 | \$ 13,826.00               |
| Town Clerk                | 27,410.00                  |
| Election and Registration | 8,520.00                   |
| Tax Maps                  | 2,275.00                   |
| Town Office               | 258,553.00                 |
| Tax Collector             | 31,269.00                  |
| Legal Expense - General   | 12,000.00                  |
| Legal Expense - Rite Aid  | 30,000.00                  |
| Planning Board            | 12,120.00                  |
| Zoning Board              | 2,616.00                   |
| Cemeteries                | 6,500.00                   |
| Insurance                 | 87,718.00                  |
| Municipal Dues            | 1,536.00                   |
| Code Enforcement          | 13,106.00                  |
| Emergency Management      | 2,000.00                   |
| Athletics                 | 18,300.00                  |
| Direct Assistance         | 31,733.00                  |
| Patriotic Purposes        | 1,400.00                   |
| Band                      | 3,067.00                   |
| Conservation Commission   | 675.00                     |
| Community Programs        | 13,971.00                  |
| Principal on Bonds        | 80,646.00                  |
| Interest on Bonds         | 77,250.00                  |
| Tax Anticipation Interest | 30,000.00                  |
| Parks Department          | 19,800.00                  |
| <b>Total</b>              | <b><u>\$786,291.00</u></b> |

The following rates are included in the totals above :

|  |                   |
|--|-------------------|
| Selectmen and Treasurer                            | \$ 1,500 per year |
| Town Clerk   | \$15,090 per year |
| Collector of Taxes, Sewer and<br>Water Assessments | \$15,090 per year |

Ballot Clerks; Supervisors of the  
Checklist; Surveyor of Wood and  
Lumber; Moderators \$ 5.15 per hour

13. VOTED to raise and appropriate the sum of \$41,000.00 for painting and repairing the Town Office Building. This is a nonlapsing appropriation. **Selectmen Recommend.**

14. VOTED to raise and appropriate the sum of \$449,041.00 for the Highway Department

and Street Lights. **Selectmen Recommend.**

|                     |                            |
|---------------------|----------------------------|
| Highway Department  | \$341,941.00               |
| Highway and Streets | 92,000.00                  |
| Street Lighting     | 15,100.00                  |
| <b>Total</b>        | <b><u>\$449,041.00</u></b> |

15. VOTED to raise and appropriate the sum of One hundred fifteen thousand three hundred and twenty-five dollars (\$115,325.00) for road improvements contingent upon the receipt of the Town's share of the State of New Hampshire's Highway Block Grant. This is a nonlapsing appropriation. **Selectmen Recommend.**

16. VOTED for the Town to establish a Capital Reserve Fund under the provisions of RSA 35:1 for the purpose of building a pedestrian/bicycle path along the Old Concord Road and to raise and appropriate the sum of twelve thousand one hundred and fifty dollars (\$12,150.00) as one-fourth of the applicant's 20% share of the cost to develop the pedestrian/bicycle pathway alongside Old Concord Road from the village center to the Amey Brook bridge. Said funds (\$12,150.00) are to be placed in this fund and the Selectmen are to be named as agents to expend. The total cost of the project is estimated at \$243,048.00, and it is anticipated that a Federal grant will fund 80% (\$194,438.40), provided that the remaining 20% (\$48,609.60), is raised through private donations and/or Town Appropriations. The application was submitted by the Henniker Pathway Committee to the Central New Hampshire Regional Planning Commission. **Selectmen Recommend.**

|                            |            |           |           |           |
|----------------------------|------------|-----------|-----------|-----------|
| <b>Standing vote taken</b> | <b>YES</b> | <b>98</b> | <b>NO</b> | <b>85</b> |
|----------------------------|------------|-----------|-----------|-----------|

17. To see if the Town will designate the area known as the flood plain on the Old Concord Road to be closed (gated) to motor vehicle traffic on Saturdays and Sundays during the spring, summer and fall seasons. The road would need to remain open during the winter months to allow for snow plowing. **Submitted by Petition.**

Motion to Article #17: To see if the Town will designate the area known as the Flood Plain on the Old Concord Road be closed to motor vehicle traffic on Saturdays and Sundays from Memorial Day through Columbus Day. The area to be closed would be gated in such a way as to allow access to the athletic fields on both ends of the Old Concord Road.

Article #17 was postponed.

18. VOTED to raise and appropriate the sum of \$528,511.00 for the Police Department and Animal Control. **Selectmen Recommend.**

|                   |                            |
|-------------------|----------------------------|
| Police Department | \$510,426.00               |
| Animal Control    | 18,085.00                  |
| <b>Total</b>      | <b><u>\$528,511.00</u></b> |

19. VOTED to raise and appropriate the sum of \$271,936.00 for solid waste disposal for the ensuing year. **Selectmen Recommend.**
20. VOTED to raise and appropriate the sum of \$76,000.00 for the Tucker Free Library. **Trustees of the Tucker Free Library Recommend. Selectmen Recommend.**
21. VOTED to raise and appropriate the sum of Fifteen thousand dollars (\$15,000.00) to be added to the Library Capital Reserve Fund established in 1997 under the provisions of RSA 35:1 for the purpose of automating the card catalog and circulation system at the Tucker Free Library, and to designate the Library Trustees as agents to expend. **Trustees of the Tucker Free Library Recommend. Selectmen Recommend.**
22. VOTED to raise and appropriate the sum of \$327,544.00 for the operating expenses of the Wastewater Treatment Plant. This sum is to be funded by the sewer assessments. **Sewer Commissioners Recommend. Selectmen Recommend.**
23. VOTED to raise and appropriate the sum of \$186,873.00 for the operating expenses of the Cogswell Spring Water Works. This sum is to be funded by the water assessments. **Water Commissioners Recommend. Selectmen Recommend.**
24. FAILED to authorize the Selectmen to place the Henniker Town Charter at the Henniker Historic Society to be under the care and protection of the Henniker Historical Society and to be on exhibit in their museum for public viewing while open and attended by the Society and to be secured from public access when the museum is closed. **Submitted by Petition.**
25. VOTED to raise and appropriate the sum of Four thousand and two hundred dollars (\$4,200.00) to pay for certain studies of electric load profiles within the Town and other related research in furtherance of the possible aggregation of the Town's and/or its residents' and businesses' electric loads in the NHMA Pooled Energy Plan in preparation for deregulation of the electric industry in New Hampshire. **Selectmen Recommend.**
26. VOTED to authorize the Board of Selectmen to accept, on behalf of the town, gifts, legacies, and devises made to the town in trust for any public purpose, as permitted by RSA 31:19.
27. To transact any other business that may legal come before this meeting.

The following comments were made:

- That beginning with the 1998 annual report all town employees are listed by Department with the following information - name, position, years of employment, level and step, salary.

**Standing vote taken**

**YES 47**

**NO 17**

- Question regarding changing the polling hours to be the same as Weare, the Moderator sets the hours, not the Selectmen.
- Urge the townspeople to become involved with the Bandstand project.
- Thank volunteers, committee members, and the employees that keep the town running so well.

The meeting was adjourned at 11:09 p.m.

**A true copy attest:**

**Kimberly I. Johnson, Town Clerk  
Henniker, New Hampshire**

# **Town of Henniker**

## **Elected and Appointed Officials**

---

### **STATE SENATOR**

(Elected to office every two years)

Rick A. Trombly

### **REPRESENTATIVE TO THE GENERAL COURT**

(Elected to office every two years)

Barbara French

Elizabeth Rodd

### **MODERATOR**

(Elected to office every two years, on the even year)

William L. Damour

### **SELECTMEN**

(One elected every year to a three-year term)

Joseph P. Damour, Chairman . . . . . Term expires 1999

Thea Braiterman . . . . . Term expires 2000

Roderick Pimentel . . . . . Term expires 2001

### **TOWN ADMINISTRATOR**

(Until another is appointed in your stead)

Kelly A. Clark

### **TOWN CLERK AND TAX COLLECTOR**

(Elected to office every three years)

Kimberly I. Johnson

### **DEPUTY TOWN CLERK AND TAX COLLECTOR**

(Appointed to office by selectmen and town clerk)

Gail Abramowicz

### **TOWN TREASURER**

(Elected to office every year)

Susan Damour

### **DEPUTY TOWN TREASURER**

(Appointed by selectmen every year)

Cynthia Lewis

**DIRECTOR OF HUMAN SERVICES**

(Until another is appointed in your stead)

Carole Hockmeyer

**CODE ENFORCEMENT/HEALTH OFFICER**

(Until another is appointed in your stead)

Kelly Dearborn-Luce

**HIGHWAY SUPERINTENDENT**

(Until another is appointed in your stead)

John Margeson

**TRANSFER STATION/RECYCLING CENTER**

(Until another is appointed in your stead)

Robert A. Pennock

**WASTEWATER TREATMENT PLANT**

(Until another is appointed in your stead)

Kenneth Levesque

**POLICE DEPARTMENT**

Timothy Russell, Chief of Police

(Full time officers are appointed until they are discharged, leave or retire)

J. Douglass Paul, Sergeant

Matthew French

Mark H. Lindsley

James R. Brace

Ryan Murdough

Neal B. Martin

**Special Officers**

Karl Schroetter

Jason Bumford

Michael J. Costello

Rory Bohanan

Amy R. Bossi

Nate Berry

**Animal Control Officer**

Walter H. Crane

**RESCUE SQUAD**

James K. Crane, Chief

Catherine McComish, Assistant Chief

**FOREST FIRE WARDEN**

(Until another is appointed in your stead)

E. Benjamin Ayer

### **FIRE ENGINEERS**

(Until another is appointed in your stead)

E. Benjamin Ayer, Chief

Stephen St. Laurence, Second Engineer

R. Joseph Gilbert, Third Engineer

### **DEPUTY WARDENS**

Norman Bumford

Tim McComish

Stephen C. Burritt

John Margeson

Steven Connor

Stephen St. Laurence

Keith Gilbert

### **ABANDONED CEMETERY COMMITTEE**

(Appointed for a three year term)

|                 |                   |
|-----------------|-------------------|
| Howard Proctor  | Term expires 2001 |
| Russell Jowers  | Term expires 2001 |
| Wayne E. Colby  | Term expires 2000 |
| Paul Trombley   | Term expires 1999 |
| Robert Fredette | Term expires 1999 |

### **ATHLETIC PROGRAM FOR YOUTH COMMITTEE**

(Appointed for a term of three years)

|                            |                   |
|----------------------------|-------------------|
| Kerry Coffin               | Term expires 2001 |
| Mary Ellen Schule (soccer) | Term expires 2001 |
| Rick Daniel                | Term expires 2001 |
| Robert Clarke              | Term expires 2000 |
| Gary Sell                  | Term expires 2000 |
| Ellen Fioretti (baseball)  | Term expires 1999 |
| Scott Myers                | Term expires 1999 |
| Jeffrey Hines              | Term expires 1999 |
| Joanne Cullerot            | Term expires 1999 |
| Paul Daum                  | Member Emeritus   |

Rod Pimentel, Selectmen Ex-Officio

### **BALLOT CLERKS**

(Appointed for two years or until another is appointed in your stead)

|                   |                   |
|-------------------|-------------------|
| Kristen Stenberg  | Term expires 2001 |
| Suzanne Dobbins   | Term expires 2001 |
| Ruth Funk         | Term expires 2001 |
| Belinda Hammond   | Term expires 2001 |
| Linda C. Connor   | Term expires 1999 |
| Peter Bakke       | Term expires 1999 |
| Virginia E. LaBar | Term expires 1999 |
| Angela Robinson   | Term expires 1999 |

### **BUDGET COMMITTEE**

(Appointed for a three year term - nine members)

|                                      |                   |
|--------------------------------------|-------------------|
| Carl Hamel, Sr. . . . .              | Term expires 2001 |
| Daniel Aucoin . . . . .              | Term expires 2001 |
| Frederick Brunnhoelzl, III . . . . . | Term expires 2000 |
| Robert Morse . . . . .               | Term expires 2000 |
| Cheryl Morse . . . . .               | Term expires 2000 |
| Ron Taylor . . . . .                 | Term expires 2000 |
| David P. Currier . . . . .           | Term expires 1999 |
| Roger Gezelman . . . . .             | Term expires 1999 |

### **CABLE REVIEW COMMITTEE**

(Appointed to a three year term)

|   |                   |
|---|-------------------|
| Carl Hamel Sr. . . . .  | Term expires 2000 |
| Gail Abramowicz . . . . .   | Term expires 2000 |
| Peter Leonard . . . . .   | Term expires 2000 |
| Sheldon Parker . . . . .  | Term expires 2000 |
| Geoffrey Hirsch . . . . .   | Term expires 2000 |
| Bob Charron (Hillsboro)      Ed Naile (Deering)      Denise Dargie (Antrim) |                   |
| Thea Braiterman, Selectman Ex-Officio                                       |                   |

### **CEMETERY TRUSTEES**

(Elected for a term of three years, one every year)

|                            |                   |
|----------------------------|-------------------|
| Dana F. Greenly . . . . .  | Term expires 2001 |
| J. Albert Norton . . . . . | Term expires 2000 |
| Martha Taylor . . . . .    | Term expires 1999 |

### **CENTRAL NH REGIONAL PLANNING COMMISSION**

|                           |                   |
|---------------------------|-------------------|
| Geoffrey Hirsch . . . . . | Term expires 2001 |
| Randy Wilson . . . . .    | Term expires 2001 |

### **COGSWELL SPRING WATER WORKS WATER COMMISSIONERS**

(Elected for a three year term, one every year)

|                               |                   |
|-------------------------------|-------------------|
| David C. Arnold . . . . .     | Term expires 2001 |
| Donald G. Blanchard . . . . . | Term expires 2000 |
| Joseph P. Damour . . . . .    | Term expires 1999 |

### **CONCORD NH SOLID WASTE DISTRICT**

(Until another is appointed in your stead)

Robert A. Pennock  
Kelly A. Clark

**CONCORD REGIONAL SOLID WASTE/RESOURCE RECOVERY  
COOPERATIVE**

(Until another is appointed in your stead)

Robert A. Pennock

Kelly A. Clark

**CONSERVATION COMMISSION**

(Appointed for a three year term - seven members)

|                               |                   |
|-------------------------------|-------------------|
| David Marshall . . . . .      | Term expires 2002 |
| Martha Sunderland . . . . .   | Term expires 2001 |
| Veronica Hardy . . . . .      | Term expires 2001 |
| Denise Rico . . . . .         | Term expires 2001 |
| Holly Green (Chair) . . . . . | Term expires 2000 |
| Ralph Wickson . . . . .       | Term expires 1999 |

**ECONOMIC DEVELOPMENT COMMITTEE**

(Appointed for a three year term)

|                                       |                   |
|---------------------------------------|-------------------|
| Jeffrey French, Chair . . . . .       | Term expires 2001 |
| Eleanor (Ellie) Day . . . . .         | Term expires 2001 |
| Robert Jones . . . . .                | Term expires 2001 |
| Russell Jowers . . . . .              | Term expires 2001 |
| Cathy McComish . . . . .              | Term expires 2001 |
| Arthur Kendrick (alternate) . . . . . | Term expires 2002 |

**FAIR HEARING AUTHORITY**

(Appointed for a three year term - three members)

|                         |                   |
|-------------------------|-------------------|
| Larry Colby . . . . .   | Term expires 2001 |
| Martha Taylor . . . . . | Term expires 2001 |
| Wayne Colby . . . . .   | Term expires 2001 |

**HIGHWAY SAFETY COMMITTEE**

(Appointed for a three year term - seven members)

|                            |                   |
|----------------------------|-------------------|
| Gary Guzouskas . . . . .   | Term expires 2001 |
| Cynthia Marsland . . . . . | Term expires 2001 |
| Norman Bumford . . . . .   | Term expires 2001 |
| Ron Taylor . . . . .       | Term expires 2001 |
| E. Benjamin Ayer . . . . . | Term expires 2000 |
| Timothy Russell . . . . .  | Term expires 2000 |
| John Margeson . . . . .    | Term expires 2000 |
| James Crane . . . . .      | Term expires 1999 |

Thea Braiterman, Selectman Ex-Officio

### **HISTORIC DISTRICT COMMISSION**

(Appointed for a three year term - three members)

|                                     |                   |
|-------------------------------------|-------------------|
| Arthur Kendrick . . . . .           | Term expires 2001 |
| Brenda Connor . . . . .             | Term expires 2000 |
| Gertrude Ann Blanchard . . . . .    | Term expires 1999 |
| Joseph Damour, Selectman Ex-Officio |                   |

### **LOSS PREVENTION COMMITTEE**

(Appointed for a three year term)

|   |                   |
|---|-------------------|
| Kelly Dearborn-Luce, Chair (Code Enforcement) . . . . . | Term expires 2001 |
| Jeffrey Pfeiffer (Highway) . . . . .                    | Term expires 2001 |
| J. Douglass Paul (Police) . . . . .                     | Term expires 2001 |
| Ken Levesque (Wastewater) . . . . .                     | Term expires 2001 |
| Robert Pennock (Transfer Station) . . . . .             | Term expires 2001 |
| Norman Bumford (Cogswell Spring) . . . . .              | Term expires 2001 |
| E. Benjamin Ayer (Fire) . . . . .                       | Term expires 2001 |
| Cathy McComish (Rescue) . . . . .                       | Term expires 2001 |
| Lynda Aspinwall (New England College) . . . . .         | Term expires 2001 |

### **NHMA LEGISLATIVE COMMITTEE**

Thea Braiterman

Kelly A. Clark

### **NORTH BRANCH & CONTOOCOOK RIVERS LOCAL ADVISORY COMMITTEE**

Alex Driessen

### **OFFICE OF EMERGENCY MANAGEMENT**

(Until another is appointed in your stead)

Bill Belanger, Director

### **OLD HOME DAYS COMMITTEE**

(Appointed to a three year term)

|                               |                   |
|-------------------------------|-------------------|
| Pattianne Fuchs . . . . .     | Term expires 2001 |
| Elin Leonard . . . . .        | Term expires 2001 |
| Morgan Murdough . . . . .     | Term expires 2001 |
| Carol Gaidos . . . . .        | Term expires 2000 |
| Eleanor "Ellie" Day . . . . . | Term expires 2000 |

### **PARKS BOARD**

(Appointed to a three year term - five members)

|                                    |                   |
|------------------------------------|-------------------|
| William Belanger . . . . .         | Term expires 2001 |
| Stephen St. Laurence . . . . .     | Term expires 2000 |
| Ronald Caldwell . . . . .          | Term expires 1999 |
| Rod Pimentel, Selectman Ex-officio |                   |

### **PATHWAYS COMMITTEE**

(Appointed for a three year term)

|                                    |                   |
|------------------------------------|-------------------|
| R. Bruce Elliott . . . . .         | Term expires 2001 |
| Ruth Zax . . . . .                 | Term expires 2001 |
| Carol Hamilton . . . . .           | Term expires 2001 |
| Steven Quinn . . . . .             | Term expires 2001 |
| Rod Pimentel, Selectman Ex-officio |                   |

### **PERAMBULATORS**

|                             |                   |
|-----------------------------|-------------------|
| Leo R. Dube . . . . .       | Term expires 2000 |
| Richard A. Martin . . . . . | Term expires 2000 |

### **PLANNING BOARD**

(Full members are elected, alternates appointed)

|  |                   |
|--|-------------------|
| Geoffrey Hirsch . . . . .              | Term expires 2001 |
| Randy L. Wilson . . . . .              | Term expires 2001 |
| Cordell Johnston (Chair) . . . . .     | Term expires 2000 |
| Robert Konze (Vice-Chair) . . . . .    | Term expires 2000 |
| Jennifer McCourt (alternate) . . . . . | Term expires 2000 |
| Dennis Holt (alternate) . . . . .      | Term expires 2000 |
| Judith Englander . . . . .             | Term expires 1999 |
| Rachel Lehr . . . . .                  | Term expires 1999 |
| Thea Braiterman, Selectmen Ex-Officio  |                   |

### **RECYCLING COMMITTEE**

(Appointed to a three year term)

|                                    |                   |
|------------------------------------|-------------------|
| Richard Soares . . . . .           | Term expires 2002 |
| Joan O'Connor (Co-Chair) . . . . . | Term expires 2001 |
| Larry Parrish (Co-Chair) . . . . . | Term expires 2001 |
| Sande Sheltnire . . . . .          | Term expires 2001 |
| Karol Dermon . . . . .             | Term expires 2001 |
| Arthur Kendrick . . . . .          | Term expires 2000 |
| Barbara French . . . . .           | Term expires 1999 |

### **SUB-REGISTRAR-BURIAL PERMITS**

(Until another is chosen and qualified in your stead)

Stephen C. Carson

### **SUPERVISORS OF THE CHECKLIST**

(Elected for a term of six years every two years)

|                         |                   |
|-------------------------|-------------------|
| Cynthia Lewis . . . . . | Term expires 2004 |
| Alice Norton . . . . .  | Term expires 2002 |
| Anne M. Gould . . . . . | Term expires 2000 |

### **SURVEYORS OF WOOD AND LUMBER**

(Until another is appointed in your stead)

Donald R. Goss

### **TRUSTEES OF THE TRUST FUNDS**

(Elected for a term of three years, one every year)

|                            |                   |
|----------------------------|-------------------|
| Carole Hockmeyer . . . . . | Term expires 2001 |
| Robert Gosse . . . . .     | Term expires 2000 |
| Susan Pennock . . . . .    | Term expires 1999 |

### **TRUSTEES OF THE TUCKER FREE LIBRARY**

(Elected for a term of three years)

|                            |                   |
|----------------------------|-------------------|
| Wayne Colby . . . . .      | Term expires 2001 |
| Doreen Connor . . . . .    | Term expires 2000 |
| Janet Higginson . . . . .  | Term expires 2000 |
| Patricia Proctor . . . . . | Term expires 1999 |
| Allyn M. Gilbert . . . . . | Term expires 1999 |

### **ZONING BOARD OF ADJUSTMENT**

(Appointed for a three year term - seven members

no more than two appointed annually)

|  |                   |
|--|-------------------|
| Suzanne Dobbins (alternate) . . . . .    | Term expires 2002 |
| Philip H. Marsland (alternate) . . . . . | Term expires 2002 |
| Ron Taylor . . . . .                     | Term expires 2002 |
| John Partridge (Vice-Chair) . . . . .    | Term expires 2001 |
| Doreen Connor . . . . .                  | Term expires 2001 |
| Leon Parker (Chair) . . . . .            | Term expires 2000 |
| Amy Patenaude . . . . .                  | Term expires 1999 |
| Yvonne Hall (alternate) . . . . .        | Term expires 1999 |

CID NUMBER:  
COUNTY:  
LABOR MARKET AREA:

713  
Merrimack  
Concord

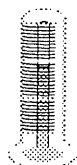
**LABOR FORCE** (1990)  
Total Number of Employers: 84  
Total Workers Employed: 2,107

DISTANCE TO:  
Manchester, NH  
Boston, MA  
New York, NY  
Montreal, Canada

28 miles  
80 miles  
261 miles  
245 miles

Labor Force Participation Rate: Male: 66.7%  
Female: 62.3%

ELEVATION:  
TEMPERATURE (°F):  
Annual Average  
January Average  
July Average



440 feet  
46.3°  
21.8°  
69.5°

Labor Force Education Levels:  
High School and Higher Graduates 88.9%  
Bachelor's Degree and Higher 38.0%

PRECIPITATION: Annual Average 39.8 in.

### DEMOGRAPHICS

|            | 1997    | 1990    | 1980   | 1970   |
|------------|---------|---------|--------|--------|
| Population |         |         |        |        |
| Community  | 4,122   | 4,151   | 3,246  | 2,348  |
| County     | 127,292 | 120,005 | 98,302 | 80,925 |

### 1990 Population by age:



### INCOME

(1990)  
Per Capita Income: 14,005  
Median Household Income: 36,951  
Average Weekly Wage: 320

### EMPLOYMENT BY OCCUPATIONAL GROUP

(1990)  
Executive/Administrative/Managerial: 273  
Professional Specialty: 500  
Technician/Related Support: 77  
Sales Workers: 203  
Administrative Support/Clerical: 239  
Private Household: 0  
Protective Service: 35  
Services, Other: 224  
Farming/Forestry/Fishing: 45  
Precision Production/Craft/Repair: 294  
Machine Operators/Assemblers: 89  
Transportation/Material Moving: 86  
Handlers/Helpers/Laborers: 42

### COMMUTING PATTERNS

(1990)  
Mean Travel Time To Work (minutes): 20.69  
Percent of Residents Working In Community: 45.4 %  
Percent of Residents Commuting Elsewhere: 54.6 %  
Percent of Nonresidents Commuting In: 36.7%

### LARGEST EMPLOYERS

|   | PRODUCT/SERVICE                  | EMPLOYEES | ESTAB. |
|---|----------------------------------|-----------|--------|
| Pat's Peak                                | Ski area (seasonal employees)    | 300       | 1965   |
| New England College                       | College                          | 216       | 1946   |
| Autodesk                                  | Computer software design/sales   | 140       | 1985   |
| Granite State Forest Products & Log Forms | Lumber/Logs for log homes        | 75-80     | 1982   |
| HHP, Inc.                                 | Pallets & dimension lumber       | 25        | 1966   |
| Michie Corporation                        | Ready mixed concrete/forms/stone | 80        | 1974   |
| Henniker School District                  | Education                        | 67 FT     | 1985   |
| Patenaude Lumber                          | Lumber                           | 30        | 1978   |
| Henniker Crushed Stone                    | Stone/sand etc.                  | 30        | 1972   |
| Town of Henniker                          | Municipality                     | 27        |        |

### MUNICIPAL SERVICES

Town Hall Hours: Town Off. M-F 8-4:30, T.Clk.  
M 8-5:30; T 8-12; WF 8-4:30; last Sat. of mo. 10-12  
Type Of Government: Selectmen  
Fiscal Year: 97  
Budget (Annual): 3,301,139  
Expenditure/Capita: 827.97

Planning Board: Elected  
Industrial Plans Reviewed By: Planning Board  
Zoning: 1973/97  
Master Plan: 1989  
Capital Improvement Plan: Yes  
Full-Time Police Department: Yes  
Full-Time Fire Department: No  
Town Fire Insurance Rating: 6/9

### TAXES

(1998)  
Local Property Tax Rate (per thousand): \$42.75  
Assessment Ratio: 1.02  
Full-Value Property Tax (per thousand): \$43.61  
1997 Valuation: Residential: 82.90%  
Commercial: 14.52%  
Other: 2.58%

### HOUSING

(1996)  
Single-Family Units: 1038  
Number of Building Permits: 3  
Multi-Family Units: 466  
Number of Building Permits: 13  
Mobile Homes: 129  
Median Gross Rent: 562  
Median Housing Costs: 92,500



# Report of the Selectmen

---

Our belief last year that communicating with the community is very important was confirmed during the Community Development Survey and Profile. One of the constant themes of the meeting was the need to communicate better with each other. The most important way a community stays active and successful is a commitment by everyone to make the effort of being involved in some way. One effort to help keep the community informed and involved will be the Town of Henniker Web Page. The purpose is to allow everyone more access to important information. Plans call for a calendar function to post events in the community; the ability to review minutes from our committees and boards; and to make available the various ordinances, permit applications and other items that would only have been available in the past by making a trip to the Town Hall. Our hope is to realize better service for the community.

Last year the rehabilitation of the Patterson Hill Road Bridge was put before the town. It appeared that last year's warrant article had the support to pass if the rehabilitation would allow for a load rating of H20. The engineers have concluded, after more testing, that the rehabilitation will accomplish that goal. Therefore, we are presenting this to the town for consideration again.

The Highway Department replaced the 1979 John Deere grader. During the year they battled with some severe washouts of our roads. Monies for these repairs came out of our scheduled road maintenance budget. These caused an interruption on our scheduled road work. The Board proposes to set up a trust fund of \$25,000 to be used only for emergency repairs. This fund will prevent the depletion of our annual road improvement monies.

The Rescue Squad purchased a new rescue vehicle. Our squad continues to work very hard to provide this service with a volunteer force. The insurance billing program does help offset the expense of this service. The Selectmen propose appropriating \$25,000 to establishing a capital reserve to be used for the future purpose of purchasing a new rescue vehicle. This reserve will greatly lessen the impact of this major piece of essential equipment in the future.

The Fire Department is another example of the volunteer spirit of our community. This year we are seeking \$135,000 to replace the 1979 tanker truck. We are proposing to appropriate \$2,500 to establish a capital reserve fund for the fire/rescue building.

Our landfill closure was completed and we have received many compliments from the community. The hard work of Bob Pennock and his crew have made not only the closure but the operation itself something we are all proud of.

The Town Hall has been painted inside and out. The bats are almost out of our belfry (though some may disagree). Installing a perimeter drain, paving the back parking lot, and the foundation repairs will be completed in 1999. The Board proposes appropriating \$25,000 for a capital reserve fund for future repairs to the Town Hall.

We have been selected for a grant to fund testing of the West Henniker Paper Mill site to make sure there is no residual contamination left. This testing should allow us to make a decision on what the possible future uses of the property might be.

The Police are another department we are proud of. Chief Russell, his officers, and support staff do an outstanding job. This year we are looking to appropriate \$2,500 to establish a capital reserve fund for future repairs to the police station.

All our departments and volunteers are to be commended for their dedication and hard work. It certainly makes our job as Selectmen a much easier task. They also are the ones that make us look good!

# Report of the Selectmen

---

Our belief last year that communicating with the community is very important was confirmed during the Community Development Survey and Profile. One of the constant themes of the meeting was the need to communicate better with each other. The most important way a community stays active and successful is a commitment by everyone to make the effort of being involved in some way. One effort to help keep the community informed and involved will be the Town of Henniker Web Page. The purpose is to allow everyone more access to important information. Plans call for a calendar function to post events in the community; the ability to review minutes from our committees and boards; and to make available the various ordinances, permit applications and other items that would only have been available in the past by making a trip to the Town Hall. Our hope is to realize better service for the community.

Last year the rehabilitation of the Patterson Hill Road Bridge was put before the town. It appeared that last year's warrant article had the support to pass if the rehabilitation would allow for a load rating of H20. The engineers have concluded, after more testing, that the rehabilitation will accomplish that goal. Therefore, we are presenting this to the town for consideration again.

The Highway Department replaced the 1979 John Deere grader. During the year they battled with some severe washouts of our roads. Monies for these repairs came out of our scheduled road maintenance budget. These caused an interruption on our scheduled road work. The Board proposes to set up a trust fund of \$25,000 to be used only for emergency repairs. This fund will prevent the depletion of our annual road improvement monies.

The Rescue Squad purchased a new rescue vehicle. Our squad continues to work very hard to provide this service with a volunteer force. The insurance billing program does help offset the expense of this service. The Selectmen propose appropriating \$25,000 to establishing a capital reserve to be used for the future purpose of purchasing a new rescue vehicle. This reserve will greatly lessen the impact of this major piece of essential equipment in the future.

The Fire Department is another example of the volunteer spirit of our community. This year we are seeking \$135,000 to replace the 1979 tanker truck. We are proposing to appropriate \$2,500 to establish a capital reserve fund for the fire/rescue building.

Our landfill closure was completed and we have received many compliments from the community. The hard work of Bob Pennock and his crew have made not only the closure but the operation itself something we are all proud of.

The Town Hall has been painted inside and out. The bats are almost out of our belfry (though some may disagree). Installing a perimeter drain, paving the back parking lot, and the foundation repairs will be completed in 1999. The Board proposes appropriating \$25,000 for a capital reserve fund for future repairs to the Town Hall.

We have been selected for a grant to fund testing of the West Henniker Paper Mill site to make sure there is no residual contamination left. This testing should allow us to make a decision on what the possible future uses of the property might be.

The Police are another department we are proud of. Chief Russell, his officers, and support staff do an outstanding job. This year we are looking to appropriate \$2,500 to establish a capital reserve fund for future repairs to the police station.

All our departments and volunteers are to be commended for their dedication and hard work. It certainly makes our job as Selectmen a much easier task. They also are the ones that make us look good!

## **Long Range Fiscal Plan For The Town of Henniker**

Right after Town meeting last year, the Board embarked upon establishing a long range fiscal plan for the Town of Henniker. The criteria used to establish this plan is outlined below.

1. Establish anticipated capital needs over the next 25 years. Call this the long range Capital Funding Plan.
2. Establish anticipated operating needs over the next 25 years. Call this the long range Operational Funding Plan.
3. Eliminate Long Term Debt.
4. Using the above projections, establish funding that will provide a steady tax rate over the next 25 years.

The 1999 budget is the first step in the implementation of our long range fiscal plan. A five year Capital Plan and operating budget has been developed. We need to establish the capital reserve funds and maintenance funds. Our departments' operating budgets will have to be held very close to each previous year's amount. Our equipment will have to be well maintained to get the longest life expectancy. This part of the plan is developed. The most important part of our plan is the commitment of our community to sacrifice short term lower tax rates for long term steady tax rates.

We believe this sacrifice is the right thing to do and seek your support. This plan is intended to alleviate significant tax rate increases. Those of us who have made Henniker our home for the long haul can look forward to not having the burden of escalating tax rates in our retirement years. Future generations will have an opportunity to plan their future instead of reacting to past neglect. Please feel free to ask the Selectmen or Kelly Clark, Town Administrator, any questions concerning this or other issues.

We look forward to a successful future together.

Many Thanks To All.

**Respectfully submitted,  
BOARD OF SELECTMEN  
Joseph P. Damour, Chair  
Thea Braiterman  
Roderick Pimentel**

# **Report of the Town Administrator**

---

1998 brought about the closure to a few longstanding issues and projects in the Town of Henniker. The NH Superior Court decision on Rite Aid brought about the end of a lengthy and costly legal suit. While the legal aspects have been appropriately dealt with, the overall ramifications to the community will take some time to mend. Many people never thought they would see the day that the Henniker landfill was capped and closed in accordance with all state and federal regulations. The day has arrived and the landfill has been appropriately closed. As a result of the closure the transfer station has been reconfigured in a way that is hopefully a little bit more user-friendly. The Town of Henniker was able to reduce the municipal portion of the tax rate in 1998. The municipal rate in 1997 was \$9.70. This was reduced by 34¢ in 1998; thus, the municipal rate in 1998 was \$9.36.

Likewise, a number of new initiatives also got underway during the course of the year. A five year capital plan was developed to enable the Board of Selectmen and the Advisory Budget Committee to look ahead at the major purchases before the Town. The hope is that these major purchases can be scheduled with a minimum impact on the municipal portion of the tax rate. A Citizen and Business Survey was completed and the Henniker Community Profile Forum was held in early November.

The Henniker Community Profile brought together approximately 250 citizens over the course of a day and a half to take stock of where Henniker is today and to develop an action plan for the future. As a result of the Henniker Community Profile Forum, several new initiatives and committees are underway. The Henniker Economic Development Committee has been re-established; a Communications Committee has been established and is working on a town-wide news piece; a group of people have come together to work on creating cultural opportunities for youth and older adults; representatives of the White Birch Community Center, the Town of Henniker, New England College, and John Stark High School are working on a Dial-a-Ride program for seniors; the Henniker Conservation Committee is taking a look at the preservation of open space in Henniker; and the Henniker Planning Board will begin to tackle the Henniker Master Plan sometime after March 1999.

During the fall of 1998, the Town of Henniker was very fortunate to have the services of Ms. Angelika Jahn, a work placement student from Germany. Angelika worked for the Town from September to December. During this time she spent numerous working hours at the Henniker Police Department and Henniker Town Office. She was of great assistance to our offices.

## **1998 Projects and Purchases**

During 1998, a number of projects and purchases were completed. Outlined below you will find a summary of the items completed:

### **Projects Completed**

- ✓ Town Hall Interior and Exterior Painted
- ✓ Bats Removed from the Town Hall
- ✓ Citizen and Business Survey
- ✓ Very Successful Community Profile Forum
- ✓ Town of Henniker Web Page
- ✓ Proctor Square Sign Policy
- ✓ Developed Five Year Capital Plan
- ✓ Updated Emergency Management Plan
- ✓ Landfill Closed and Transfer Station Reconfigured
- ✓ Secured funding from the NH Department of Environmental Services to complete ground water and soils testing at the Contoocook Valley Paper Mill Site.
- ✓ Transfer Station personnel took on the responsibility for the trash pick ups in the downtown and public places.

### **Major Purchases Completed**

- ✓ Ambulance
- ✓ Defibrillator
- ✓ Grader
- ✓ Police Cruiser

---

## **The Year Ahead 1999**

The year ahead has started out on a busy note. Many of the initiatives started in 1998 and growing out of the Community Profile Forum are underway. Several people have volunteered to serve on various boards and committees. These people are working hard on very worthwhile projects, all in the interest of preserving and maintaining the best of what Henniker has to offer.

With any luck, the Governor and Legislature will come to some resolution on the school funding dilemma. The Town of Henniker will obviously be greatly impacted by whatever resolution is decided upon. This will be a key issue in 1999.

Several new projects and initiatives will be discussed and acted upon at the March 1999 Town Meeting. A detailed summary of these projects can be found below.

### ◆Patterson Hill Bridge◆

Once again the Town Meeting will be asked to make an investment in the Patterson Hill Bridge. Since the 1998 Town Meeting, additional steel strength testing was completed on the bridge. It has been determined that the rehabilitation of the existing truss will yield an H-20 (20 ton) load rating. The rehabilitated bridge with the H-20 load rating will be able to support the Town's heaviest fire truck and plow truck. A report on the alternatives proposed, which range from rehabilitation to complete replacement, can be found on page 46. The warrant article you will be asked to vote on is to rehabilitate the bridge. The total expense of this alternate, \$1,052,000.00, will be offset with revenue from the State of New Hampshire Bridge Aid program, totaling \$972,000.00. The net impact to the taxpayers of Henniker in 1999 of the rehabilitation alternate is \$80,000.00 or 49¢ on the 1999 tax rate. \$163,000.00 was raised in 1997; thus, the total estimated cost to the Town is \$243,000.00.

### ◆Fire Truck/Tanker◆

A warrant article has been included to replace the 1976 Ford Fire Truck with an 1800 gallon tanker/fire truck. The 1976 truck was originally utilized by the Highway Department. The tank on the truck was built by the Fire Department. The tank is currently in need of repair. The cost to replace the 1976 Ford Fire Truck is \$135,000.00 or an additional 82¢ on the 1999 tax rate. A second warrant article will seek the Town's approval to utilize the funds from the sale of the 1976 Ford Fire Truck to purchase equipment for the new tanker.

### ◆Police Department Generator◆

The police station does not currently have a generator unit. In the event of a longer term power outage the department's operations will be greatly inhibited due to the loss of power. The station would no longer be able to serve as the department's headquarters of operation and there would be the risk of physical damage to the building from frozen water lines and pipes. A generator unit would allow the department to continue operating out of the police station in the event of a power outage. Additionally, the police station could serve as an alternative shelter site. The fire/rescue building has a generator and is the Town's primary shelter site in the event of a disaster. However, if the disaster was in the near vicinity of the fire/rescue building, then the police station could serve as the shelter site for the general citizenry. The estimated cost for a 10KW heavy duty emergency generator unit inclusive of its own emergency transfer switch, automatic start in the event of power failure, its own weather-proof enclosure, and installation outside by the main electrical entrance, is \$11,000.00 or 6¢ on the 1999 tax rate.

### ◆Capital Reserve Funds◆

A five year capital plan has been developed for the Town of Henniker. One aspect of the five year capital plan is to start setting aside money in the form of Capital Reserve and Expendable Trust Funds for future known expenditures. The idea behind Capital Reserve and Expendable Trust Funds is to lessen the impact of major purchases in any given year. For example, if the Town is going to be in need of a fire truck in the year 2005 and the project cost is \$130,000.00.

The Town has the choice of setting aside a set amount of money, perhaps \$27,000 per year for five years or raise and appropriate the total sum in one year. The impact on the tax rate of setting aside \$27,000.00 per year is approximately 16¢ on the tax rate versus a tax rate impact of 80¢ if the entire \$130,000.00 is raised in one year. Thus, over the course of time the likelihood of leveling out the municipal portion of the tax rate is greater with the Capital Reserve and Expendable Trust Funds in place. All of the Capital Reserve Funds and Expendable Trust Funds, with the exception of the Emergency Fund, are being set up so that any expenditures from the actual reserve fund will need to go back to Town Meeting to be approved; i.e., the Board of Selectmen will not be able to authorize expenditures out of the Reserve Funds.

#### ■ **Ambulance Capital Reserve Fund**

The Town of Henniker receives a revenue from the Rescue Squad billings for service. In 1998 the revenue collected amounted to approximately \$45,000.00. We are proposing to fund the Ambulance Capital Reserve Fund in the amount of \$25,000.00 in 1999. The \$25,000.00 appropriation equates to approximately 15¢ on the tax rate; however, it will be offset by the revenues collected for services rendered. Thus, the Capital Reserve Fund will be funded in essence with non-property tax revenue. Should sufficient funds be allocated annually to this fund over the next four to five years, then when the time comes to purchase a new ambulance the money will be in the bank to make the purchase with no impact to the taxpayer.

#### ■ **Town Building Capital Reserve Fund**

The consolidation of the Henniker and Hillsborough District Courts is schedule to take place by the year 2004. The consolidation plan is spelled out in legislation that was adopted by the Legislature and signed into law by the Governor. At such time that the District Court is relocated out of the Henniker town hall, it will be necessary to address the space needs of the town office and the electrical system in the entire building. The first floor in particular will need to be reconfigured. Also, the electrical panels in place cannot handle any additional voltage within the building and this will need to be addressed. Given that we will eventually have to face these expenditures the thought is to begin to set some money aside now instead of being hit in one year with a large request for money to renovate the building. At the 1999 Town Meeting you will be asked to raise and appropriate \$25,000.00 into the Capital Reserve Fund. Any expenditures from the fund will need to go back before the Town Meeting in a future year. The impact on the tax rate is approximately 15¢.

#### ■ **Fire/Rescue Building Maintenance General Fund Expendable Trust Fund**

Over time, general wear and tear on the fire and rescue building will occur. Again, we can wait until the time comes and the building needs a new roof and appropriate the money at that time, or we can begin to set a small amount of money away each year for major future repairs to the building. In this venue, we are asking the voters to support an appropriation of \$2,500.00 to set up an Expendable Trust Fund for the fire/rescue building. This money can only be accessed by

a vote of Town Meeting in a future year. When the time comes to invest additional money into a new roof, the money will already be in the bank and will simply take an authorizing vote from Town Meeting. The impact on the 1999 tax rate of this appropriation is 1¢.

#### ■ **Police Station Building Maintenance General Fund Expendable Trust Fund**

In the same venue as the Fire/Rescue Maintenance Fund, a fund is being proposed for the police station. Again, in the future repairs, will be necessary and the idea is to have the money already set aside to address these repairs. You will be asked to raise and appropriate \$2,000.00 to set up the fund in 1999. The impact on the 1999 tax rate of this appropriation is 1¢.

#### ■ **Emergency Road Improvements Expendable Trust Fund**

During 1998 emergency work was completed on Depot Hill and Western Avenue. In both cases the damage was caused by major storms. Both of these projects were not anticipated. The Town of Henniker applied to the Federal Emergency Management Office for reimbursement of the funds expended due to storm related damages. The Town received in excess of \$52,000.00 in 1998. However, due to the state laws that govern the way the town must manage its expenditures and revenues, which is on a gross basis, the Town could not apply this \$52,000.00 directly towards the unanticipated expenditures. The Town is limited to spend only the money that is appropriated. Thus, scheduled projects were put off for another year so that the money could be utilized to deal with the emergency repairs on Depot Hill and Western Avenue. To prevent this from occurring in the future we are proposing to set up an Emergency Road Improvements Expendable Trust Fund. In this case, the Board of Selectmen would be named as agents to expend from the fund. The fund could be utilized in the future for emergency road repairs, thus preserving the annual budget for planned and scheduled projects. We are seeking to appropriate \$25,000.00 into this fund in 1999. The impact on the tax rate would be approximately 15¢.

### ◆**Road Issues**◆

You will also be asked to address two road issues at the 1999 Town Meeting:

#### ■ **Farrar Hill Road**

The first one is a request to discontinue completely a section of Farrar Hill Road starting at the western intersection of Old Hillsborough Road and Farrar Hill Road continuing in a western direction on Farrar Hill Road approximately 613 feet. This section of road is typically closed on an annual basis during the winter months. However, due to the dangerous topography of the road, limited sight distance, and excessive speeds, several accidents have occurred. This has raised great concern and citizens living on that road have requested to have the Board of Selectmen close the section of road. The procedure to permanently close off a road is to seek the approval of Town Meeting, and thus the question will be discussed and acted upon in March.

### ■ **Longview Road**

620 feet of Longview Road has been upgraded to the Town of Henniker's road specifications. The owner of this segment of road has made the investment to upgrade and pave the 620 feet and is seeking for the town to take over the ownership and maintenance of this road. Again, the proper procedure is for Town Meeting to officially act on a request to add a segment of road to the Town's ownership and maintenance.



## **1999 Overall Budget**

The bottom line appropriation, including all of the warrant articles and town operations is \$101,776 above the 1998 level. This represents an estimated increase in the 1999 tax rate of 62¢. As long as the Town is able to maintain the current tax base, confirm a healthy fund balance and stable revenue collections, and adhere to the proposed operating budgets, then we sincerely anticipate that the municipal portion of the tax rate will perhaps be maintained at the 1998 level.

In closing, I would like to once again extend my appreciation to the department heads, office staff, and Board of Selectmen for their ongoing work and support for our collective efforts. I would also like to thank all of the people in Henniker that make the personal sacrifice to contribute time and effort on behalf of the community. If it were not for the vibrant group of volunteers in Henniker, the numerous activities and organizations that exist to serve the needs of the young and old alike would simply not be available. Thank you.

**Cordially submitted,  
Kelly A. Clark  
Town Administrator**

# **TOWN WARRANT 1999**

## **Town of Henniker State of New Hampshire**

To the inhabitants of the Town of Henniker in the County of Merrimack in said State qualified to vote in Town Affairs:

You are hereby notified to meet at the Henniker Community School Cafetorium in Henniker on **Tuesday the Ninth (9) day of March next, at seven of the clock in the morning (7:00 a.m.)** to act upon the following:

1. To choose the following Town Officers for the Ensuing Year.
  - One Selectmen for a term of three years
  - Town Clerk/Tax Collector for a term of three years
  - Town Treasurer for a term of one year
  - One Cemetery Trustee for a term of three years
  - One Trustee of the Trust Funds for a term of three years
  - One Trustee of the Tucker Free Library for a term of one year
  - Two Trustees of the Tucker Free Library for a term of three years
  - One Water Commissioner for a term of three years
  - Two Planning Board Members for a term of three years
  - One Planning Board Member for a term of one year

### **To vote on the following:**

2. Are you in favor of the adoption of Amendment No. 1 to the Henniker Zoning Ordinance, as proposed by the Planning Board, as follows: Amend Section 1702 of the ordinance to provide that no non-conforming use may be changed to another non-conforming use, and that a non-conforming use may be enlarged or extended only in accordance with the requirements of state law. The section currently states that a non-conforming use may be enlarged, extended, or changed to another non-conforming use if a variance is obtained. The purpose of the amendment is to conform to the ordinance of state law.
3. Are you in favor of the adoption of Amendment No. 2 to the Henniker Zoning Ordinance, as proposed by the Planning Board, as follows: Amend Section 1703 by deleting the second sentence, so that the entire section as amended would read, "A non-complying structure may be enlarged or extended providing the enlargement or extension complies with the provisions

of this Ordinance." The sentence to be deleted states that any other enlargement or extension of a non-complying structure may be made if a variance is obtained. The purpose of the amendment is to conform the ordinance to state law.

4. Are you in favor of the adoption of Amendment No. 3 to the Henniker Zoning Ordinance, as proposed by the Planning Board, as follows: Amend Section 2802 to require that anyone who proposes to construct a wireless communications tower must provide adequate assurances of the safety of the proposed tower, including demonstration of an adequate fall zone, which may be required to be contained entirely within the property on which the tower is to be constructed. The amendment would also change the title of Section 2802 from "Visual Impact" to "Visual Impact and Safety."
5. Are you in favor of the adoption of Amendment No. 4 to the Henniker Zoning Ordinance, as proposed by the Planning Board, as follows: Amend Section 2805 to provide that anyone who proposes to construct a wireless communications tower must provide the town with a bond or other security satisfactory to the Planning Board in an amount equal to the estimated cost for removal and disposal of the tower upon abandonment, with the cost to be determined by a licensed civil engineer and, at the request of the Planning Board, reviewed by a licensed civil engineer and adjusted not more often than every five (5) years.
6. Shall we adopt the provisions of RSA 40:13 to allow official ballot voting on all issues before the Town? **Submitted by Petition.**

### **THE POLLS WILL BE OPEN FROM 7:00 AM TO 7:00 PM FOR VOTING**

You are hereby notified to meet at the Henniker Community School Cafetorium on **Wednesday the Tenth (10) day of March, at seven of the clock in the evening (7:00 p.m.)** to act upon the following:

7. To see if the Town will vote to raise and appropriate the sum of One Hundred Forty-Seven Thousand One Hundred Eleven Dollars (\$147,111) for the Rescue Squad and Fire Department. **Selectmen Recommend.**

|                 |                            |
|-----------------|----------------------------|
| Rescue Squad    | \$ 60,057.00               |
| Fire Department | \$ 87,054.00               |
| <b>Total</b>    | <b><u>\$147,111.00</u></b> |

A rate of \$5.15 per hour for the Rescue Squad and Fire Department was included in the totals above.

8. To see if the Town will vote to raise and appropriate the sum of Twenty-Five Thousand Dollars (\$25,000) to be added to the Ambulance Capital Reserve Fund established in 1988

under the provisions of RSA 35:1 for the purpose of an ambulance for the Rescue Squad.  
**Selectmen Recommend.**

9. To see if the Town will vote to raise and appropriate the sum of One Hundred Thirty-Five Thousand Dollars (\$135,000) to purchase a Fire Truck/Tanker for the Fire Department.  
**Selectmen Recommend.**
10. To see if the Town will vote to authorize the use of the proceeds from the sale of the 1979 Fire Truck for the purchase of equipment on the new Fire Truck/Tanker; and furthermore, to vote to raise and appropriate a sum of money up to the amount of Five Thousand Dollars (\$5,000) for said purchase. No part of said expenditure will come from taxation. **Selectmen Recommend.**
11. To see if the Town will vote to establish an Expendable General Fund Trust Fund under the provisions of RSA 31:19-a, to be known as the Fire/Rescue Department Building Maintenance Fund, for the purpose of repairing and maintaining the Fire/Rescue Department building, and to raise and appropriate the sum of Two Thousand Five Hundred Dollars (\$2,500) for this purpose. **Selectmen Recommend.**
12. To see if the Town will vote to raise and appropriate the sum of One Million Fifty-Two Thousand Dollars (\$1,052,000) for the Patterson Hill Bridge; Nine Hundred Seventy-Two Thousand Dollars (\$972,000) to be paid by the State of New Hampshire under the State Aid Bridge Program and Eighty Thousand Dollars (\$80,000) to come from local taxation. (One Hundred Sixty-Three (\$163,000) was raised and appropriated at the 1997 Annual Town Meeting for said purpose.) This is a non-lapsing appropriation for five (5) years. **Selectmen Recommend.**
13. To see if the Town will vote to raise and appropriate the sum of Nine Hundred Eight Thousand Three Hundred Seventy-One Dollars (\$908,371) for general municipal operations.  
**Selectmen Recommend.**

|                           |              |
|---------------------------|--------------|
| Executive                 | \$ 24,670.00 |
| Town Clerk                | 33,106.00    |
| Election and Registration | 5,520.00     |
| Tax Maps                  | 2,400.00     |
| Town Office               | 270,376.00   |
| Tax Collector             | 33,235.00    |
| Legal Expense - General   | 15,000.00    |
| Planning Board            | 12,156.00    |
| Zoning Board              | 2,766.00     |
| Cemeteries                | 6,500.00     |
| Insurance                 | 85,903.00    |
| Municipal Dues            | 1,600.00     |

|                           |                            |
|---------------------------|----------------------------|
| Code Enforcement          | 17,732.00                  |
| Emergency Management      | 2,000.00                   |
| Athletics                 | 19,300.00                  |
| Direct Assistance         | 31,733.00                  |
| Patriotic Purposes        | 1,400.00                   |
| Band                      | 3,367.00                   |
| Conservation Commission   | 675.00                     |
| Community Programs        | 17,484.00                  |
| Principal on Bonds        | 103,000.00                 |
| Interest on Bonds         | 69,078.00                  |
| Leases                    | 99,670.00                  |
| Tax Anticipation Interest | 30,000.00                  |
| Parks Department          | 19,700.00                  |
| <b>Total</b>              | <b><u>\$908,371.00</u></b> |

The following rates are included in the totals above :

|  |                   |
|--|-------------------|
| - Selectmen and Treasurer  | \$ 1,500 per year |
| - Town Clerk   | \$15,090 per year |
| - Collector of Taxes, Sewer<br>and Water Assessments   | \$15,090 per year |
| - Ballot Clerks; Supervisors of the<br>Checklist; Surveyor of Wood and<br>Lumber; Moderators | \$ 5.15 per hour  |

14. To see if the Town will vote to establish a Capital Reserve Fund under the provisions of RSA 35:1 for the purpose of reconstructing and renovating the Henniker Town Hall Building and to raise and appropriate the sum of Twenty-Five Thousand Dollars (\$25,000) to be placed in said fund. **Selectmen Recommend.**

15. To see if the Town will vote to raise and appropriate the sum of Four Hundred Sixty Thousand Six Hundred Fifty-Six Dollars (\$460,656) for the Highway Department and Street Lights. **Selectmen Recommend.**

|                     |                            |
|---------------------|----------------------------|
| Highway Department  | \$332,156.00               |
| Highway and Streets | 109,500.00                 |
| Street Lighting     | 19,000.00                  |
| <b>Total</b>        | <b><u>\$460,656.00</u></b> |

16. To see if the Town will vote to raise and appropriate the sum of One Hundred Thirteen Thousand Eighty-Five Dollars (\$113,085) for road improvements, contingent upon the

receipt of the Town's share of the State of New Hampshire's Highway Block Grant. This is a non-lapsing appropriation for five (5) years. **Selectmen Recommend.**

17. To see if the Town will vote to discontinue completely a section of Farrar Hill Road starting at the western intersection of Old Hillsboro Road and Farrar Hill Road and continuing in a western direction on Farrar Hill Road approximately six hundred thirteen (613) feet. **Selectmen Recommend.**
18. To see if the Town will vote to create an expendable general trust fund under the provisions of RSA 31:19-a, to be known as the Town Emergency Road Repair Fund, for the purpose of addressing emergency repairs on Henniker's roadways and to raise and appropriate the sum of Twenty-Five Thousand Dollars (\$25,000) towards this purpose and to name the Board of Selectmen as agents to expend. **Selectmen Recommend.**
19. To see if the Town will vote to authorize the Selectmen to accept six hundred twenty feet (620) of Longview Road which currently meets Town specifications. **Selectmen Recommend.**
20. To see if the Town will vote to raise and appropriate the sum of Five Hundred Sixty-Nine Thousand Seven Hundred Dollars (\$569,700) for the Police Department and Animal Control. **Selectmen Recommend.**

|                   |                            |
|-------------------|----------------------------|
| Police Department | \$551,033.00               |
| Animal Control    | 18,667.00                  |
| <b>Total</b>      | <b><u>\$569,700.00</u></b> |


21. To see if the Town will vote to raise and appropriate the sum of Eleven Thousand Dollars (\$11,000) for the purpose of purchasing a generator for the Police Department. **Selectmen Recommend.**
22. To see if the Town will vote to establish an expendable general trust fund under the provisions of RSA 31:19-a, to be known as the Police Department Building Maintenance Fund, for the purpose of repairing and maintaining the Police Department Building and to raise and appropriate the sum of Two Thousand Dollars (\$2,000) towards this purpose. **Selectmen Recommend.**
23. To see if the Town will vote to raise and appropriate the sum of Three Hundred Six Thousand Three Hundred Thirteen Dollars (\$306,313) for solid waste disposal for the ensuing year. **Selectmen Recommend.**
24. To see if the Town will vote to raise and appropriate the sum of Eighty Thousand Dollars (\$80,000) for the Tucker Free Library. **Trustees of the Tucker Free Library Recommend. Selectmen Recommend.**

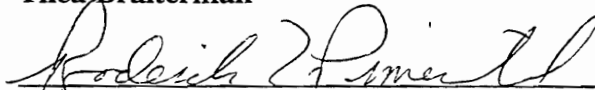
25. To see if the Town will vote to raise and appropriate the sum of Eighteen Thousand Dollars (\$18,000) to be added to the Library Capital Reserve Fund established in 1997 under the provisions of RSA 35:1, for the purpose of automating the card catalog and circulation system at the Tucker Free Library, and to designate the Library Trustees as agents to expend. **Trustees of the Tucker Free Library Recommend. Selectmen Recommend.**
26. To see if the Town will vote to raise and appropriate the sum of Three Hundred Thirty-Five Thousand Nine Hundred Seventy-Seven Dollars (\$335,977) for the operating expenses of the Wastewater Treatment Plant. This sum is to be funded by the sewer assessments. **Sewer Commissioners Recommend. Selectmen Recommend.**
27. To see if the Town will vote to raise and appropriate the sum of One Hundred Eighty-Five Thousand Six Hundred Forty Dollars (\$185,640) for the operating expenses of the Cogswell Spring Water Works. This sum is to be funded by the water assessments. **Water Commissioners Recommend. Selectmen Recommend.**
28. To see if the Town will vote to authorize the Selectmen to release any easement rights or other property rights that the Town has through Cogswell Spring Water Works relating to a well, well house, water and pipe lines, located on land presently owned by Stuart Michie and others, and shown on Henniker Tax Map 2, Lot 96-F, on the north side of Davison Road; the release to be given to said owners of the land as the Town and Cogswell Spring Water Works have no further need for said well and related rights. **Water Commissioners Recommend. Selectmen Recommend.**
29. To see if the Town will vote to urge the State of New Hampshire to fund, design, and site the new consolidated Henniker-Hillsborough District Courthouse in Henniker as soon as possible; and furthermore, to support the efforts of the Board of Selectmen to accomplish this endeavor. **Selectmen Recommend.**
30. To see if the Town will vote to accept from the Henniker School District the land on the south side of Western Avenue, as described in the deed of the Town of Henniker to the Henniker School District, recorded in Volume 1986, Page 635 of the Merrimack County Registry of Deeds, subject to such terms and conditions as the Selectmen shall determine. The purpose of this acceptance is to transfer the land which the Grange is located on back to the Town from the Henniker School District, and to authorize the Board of Selectmen to take any other action in relation thereto. **Selectmen Recommend.**
31. To see if the Town will vote to authorize the Board of Selectmen to accept, on behalf of the Town, gifts, legacies, and devises made to the Town in trust for any public purpose, as permitted by RSA 31:19. This shall remain in effect until rescinded. **Selectmen Recommend.**
32. To transact any other business that may legally come before this meeting.

Given under our hands and seals the 9th day of February 1999.

**BOARD OF SELECTMEN  
TOWN OF HENNIKER**


  
Joseph P. Damour


  
Thea Braiterman


  
Roderick Pimentel

A True Copy theWarrant Attest:

**BOARD OF SELECTMEN  
TOWN OF HENNIKER**

  
Joseph P. Damour

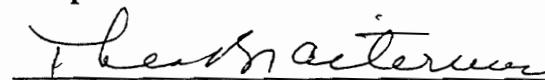
  
Thea Braiterman


  
Roderick Pimentel

We hereby certify that we gave notice to the inhabitants within named, to meet at the time and place for the purpose within mentioned by posting up an attested copy of the within warrant at the place of meeting within named and a like copy at the Town Hall, Post Office, and Library, being Public Places in said Town on the 11th day of February, 1999.

**BOARD OF SELECTMEN  
TOWN OF HENNIKER**

  
Joseph P. Damour

  
Thea Braiterman

  
Roderick Pimentel

STATE OF NEW HAMPSHIRE  
DEPARTMENT OF REVENUE ADMINISTRATION  
MUNICIPAL SERVICES DIVISION  
P.O. BOX 487, CONCORD, NH 03302-0487  
(603)271-3397



## BUDGET OF THE TOWN/CITY

OF: HENNIKER, NEW HAMPSHIRE

Appropriations and Estimates of Revenue for the Ensuing Year January 1, 1998 to December 31, 1998

or Fiscal Year From \_\_\_\_\_ to \_\_\_\_\_

### **IMPORTANT:**

Please read RSA 32:5 applicable to all municipalities.

1. Use this form to list the entire budget in the appropriate recommended and not recommended area. This means the operating budget and all special and individual warrant articles must be posted.
2. Hold at least one public hearing on this budget.
3. When completed, a copy of the budget must be posted with the warrant. Another copy must be placed on file with the town clerk, and a copy sent to the Department of Revenue Administration at the above address.

DATE: FEBRUARY 9, 1999

### **GOVERNING BODY (SELECTMEN)**

*Please sign in ink.*

Art P. O'Connell  
Ther Bratterman  
Roderick Pimental

\_\_\_\_\_  
\_\_\_\_\_  
\_\_\_\_\_

**THIS BUDGET SHALL BE POSTED WITH THE TOWN WARRANT**

| 1                              | 2   | 3              | 4  | 5                                    | 6   | 7   |
|--------------------------------|---|----------------|--|--------------------------------------|---|---|
| Acct. #                        | PURPOSE OF APPROPRIATIONS<br>(RSA 32:3,V) | WARR.<br>ART.# | Appropriations<br>Prior Year As<br>Approved by DRA | Actual<br>Expenditures<br>Prior Year | APPROPRIATIONS<br>ENSUING FY<br>(RECOMMENDED) | APPROPRIATIONS<br>ENSUING FY<br>(NOT RECOMMENDED) |
| <b>GENERAL GOVERNMENT</b>      |   |                |  |                                      |   |   |
| 4130-4139                      | Executive                                 | 13             | 13,826   | 12,751                               | 24,670  |   |
| 4140-4149                      | Election.Reg.& Vital Statistics           | 13             | 38,205   | 33,471                               | 41,026  |   |
| 4150-4151                      | Financial Administration                  | 13             | 289,822  | 285,435                              | 303,611                                       |   |
| 4152                           | Revaluation of Property                   |                |  |                                      |   |   |
| 4153                           | Local Expense                             | 13             | 42,000   | 91,782                               | 15,000  |   |
| 4155-4159                      | Personnel Administration                  |                |  |                                      |   |   |
| 4191-4193                      | Planning & Zoning                         | 13             | 14,736   | 11,425                               | 14,922  |   |
| 4194                           | General Government Buildings              |                |  |                                      |   |   |
| 4195                           | Cemeteries                                | 13             | 6,500  | 6,500                                | 6,500   |   |
| 4196                           | Insurance                                 | 13             | 87,718   | 81,070                               | 85,903  |   |
| 4197                           | Advertising & Regional Assoc.             | 13             | 1,536  | 1,535                                | 1,600   |   |
| 4199                           | Other General Government                  |                |  |                                      |   |   |
| <b>PUBLIC SAFETY</b>           |   |                |  |                                      |   |   |
| 4210-4214                      | Police                                    | 20             | 510,426  | 509,587                              | 551,033                                       |   |
| 4215-4219                      | Ambulance                                 | 7              | 56,674   | 57,616                               | 60,057  |   |
| 4220-4229                      | Fire                                      | 7              | 86,697   | 86,882                               | 87,054  |   |
| 4240-4249                      | Building Inspection                       | 13             | 13,106   | 14,311                               | 17,732  |   |
| 4290-4298                      | Emergency Management                      | 13             | 2,000  | 2,174                                | 2,000   |   |
| 4299                           | Other (Including Communications)          |                |  |                                      |   |   |
| <b>AIRPORT/AVIATION CENTER</b> |   |                |  |                                      |   |   |
| 4301-4309                      | Airport Operations                        |                |  |                                      |   |   |
| <b>HIGHWAYS &amp; STREETS</b>  |   |                |  |                                      |   |   |
| 4311                           | Administration                            | 15             | 341,941  | 328,619                              | 332,156                                       |   |
| 4312                           | Highways & Streets                        | 15             | 88,000   | 92,364                               | 105,500                                       |   |
| 4313                           | Bridges                                   | 15             | 4,000  | 105                                  | 4,000   |   |
| 4316                           | Street Lighting                           | 15             | 15,100   | 18,092                               | 19,000  |   |
| 4319                           | Other                                     |                |  |                                      |   |   |
| <b>SANITATION</b>              |   |                |  |                                      |   |   |
| 4321                           | Administration                            |                |  |                                      |   |   |
| 4323                           | Solid Waste Collection                    |                |  |                                      |   |   |
| 4324                           | Solid Waste Disposal                      | 23             | 271,936  | 268,509                              | 306,313                                       |   |
| 4325                           | Solid Waste Clean-up                      |                |  |                                      |   |   |

| 1   | 2   | 3              | 4  | 5                                    | 6   | 7   |
|---|---|----------------|--|--------------------------------------|---|---|
| Acct.#                                    | PURPOSE OF APPROPRIATIONS<br>(RSA 32:3,V) | WARR.<br>ART.# | Appropriations<br>Prior Year As<br>Approved by DRA | Actual<br>Expenditures<br>Prior Year | APPROPRIATIONS<br>ENSUING FY<br>(RECOMMENDED) | APPROPRIATIONS<br>ENSUING FY<br>(NOT RECOMMENDED) |
| <b>SANITATION cont.</b>                   |   |                |  |                                      |   |   |
| 4326-4329                                 | Sewage Coll. & Disposal & Other           |                |  |                                      |   |   |
| <b>WATER DISTRIBUTION &amp; TREATMENT</b> |   |                |  |                                      |   |   |
| 4331                                      | Administration                            |                |  |                                      |   |   |
| 4332                                      | Water Services                            |                |  |                                      |   |   |
| 4335-4339                                 | Water Treatment, Conserv. & Other         |                |  |                                      |   |   |
| <b>ELECTRIC</b>                           |   |                |  |                                      |   |   |
| 4351-4352                                 | Admin. and Generation                     |                |  |                                      |   |   |
| 4353                                      | Purchase Costs                            |                |  |                                      |   |   |
| 4354                                      | Electric Equipment Maintenance            |                |  |                                      |   |   |
| 4359                                      | Other Electric Costs                      |                |  |                                      |   |   |
| <b>HEALTH</b>                             |   |                |  |                                      |   |   |
| 4411                                      | Administration                            |                |  |                                      |   |   |
| 4414                                      | Pest Control                              | 20             | 18,085   | 17,886                               | 18,667  |   |
| 4415-4419                                 | Health Agencies & Hosp. & Other           | 13             | 13,971   | 13,971                               | 17,484  |   |
| <b>WELFARE</b>                            |   |                |  |                                      |   |   |
| 4441-4442                                 | Administration & Direct Assist.           | 13             | 31,733   | 25,429                               | 31,733  |   |
| 4444                                      | Intergovernmental Welfare Pymnts          |                |  |                                      |   |   |
| 4445-4449                                 | Vendor Payments & Other                   |                |  |                                      |   |   |
| <b>CULTURE &amp; RECREATION</b>           |   |                |  |                                      |   |   |
| 4520-4529                                 | Parks & Recreation                        | 13             | 19,800   | 12,080                               | 19,700  |   |
| 4550-4559                                 | Library                                   | 24             | 76,000   | 76,000                               | 80,000  |   |
| 4583                                      | Patriotic Purposes                        | 13             | 1,400  | 1,377                                | 1,400   |   |
| 4589                                      | Other Culture & Recreation                | 13             | 21,367   | 21,349                               | 22,667  |   |
| <b>CONSERVATION</b>                       |   |                |  |                                      |   |   |
| 4611-4612                                 | Admin. & Purch. of Nat. Resources         | 13             | 675  | 675                                  | 675   |   |
| 4619                                      | Other Conservation                        |                |  |                                      |   |   |
| 4631-4632                                 | REDEVELOPMNT & HOUSING                    |                |  |                                      |   |   |
| 4651-4659                                 | ECONOMIC DEVELOPMENT                      |                |  |                                      |   |   |
| <b>DEBT SERVICE</b>                       |   |                |  |                                      |   |   |
| 4711                                      | Princ.- Long Term Bonds & Notes           | 13             | 80,646   | 93,000                               | 103,000                                       |   |
| 4721                                      | Interest-Long Term Bonds & Notes          | 13             | 77,250   | 64,895                               | 69,078  |   |
| 4723                                      | Int. on Tax Anticipation Notes            | 13             | 30,000   | 14,358                               | 30,000  |   |

| 1      | 2   | 3              | 4  | 5                                    | 6   | 7   |
|--------|---|----------------|--|--------------------------------------|---|---|
| Acct.# | PURPOSE OF APPROPRIATIONS<br>(RSA 32:3.V) | WARR.<br>ART.# | Appropriations<br>Prior Year As<br>Approved by DRA | Actual<br>Expenditures<br>Prior Year | APPROPRIATIONS<br>ENSUING FY<br>(RECOMMENDED) | APPROPRIATIONS<br>ENSUING FY<br>(NOT RECOMMENDED) |

## DEBT SERVICE cont.

|           |                    |    |  |  |        |  |
|-----------|--------------------|----|--|--|--------|--|
| 4790-4799 | Other Debt Service | 13 |  |  | 99,670 |  |
|-----------|--------------------|----|--|--|--------|--|

## CAPITAL OUTLAY

|      |                                 |  |         |         |  |  |
|------|---------------------------------|--|---------|---------|--|--|
| 4901 | Land                            |  | 265,325 | 251,300 |  |  |
| 4902 | Machinery, Vehicles & Equipment |  | 167,900 | 167,900 |  |  |
| 4903 | Buildings                       |  | 41,000  | 19,807  |  |  |
| 4909 | Improvements Other Than Bldgs.  |  | 4,200   | -0-     |  |  |

## OPERATING TRANSFERS OUT

|            |                              |    |           |           |           |  |
|------------|------------------------------|----|-----------|-----------|-----------|--|
| 4912       | To Special Revenue Fund      |    |           |           |           |  |
| 4913       | To Capital Projects Fund     |    |           |           |           |  |
| 4914       | To Enterprise Fund           |    |           |           |           |  |
| 4912       | Sever-                       | 26 | 327,544   | 308,435   | 335,977   |  |
| 4912       | Water-                       | 27 | 186,873   | 161,872   | 185,640   |  |
|            | Electric-                    |    |           |           |           |  |
|            | Airport-                     |    |           |           |           |  |
| 4915       | To Capital Reserve Fund      |    | 27,150    | 27,150    |           |  |
| 4916       | To Exp.Tr.Fund-except #4917  |    |           |           |           |  |
| 4917       | To Health Maint. Trust Funds |    |           |           |           |  |
| 4918       | To Nonexpendable Trust Funds |    |           |           |           |  |
| 4919       | To Agency Funds              |    |           |           |           |  |
| SUBTOTAL 1 |                              |    | 3,275,142 | 3,179,712 | 2,993,768 |  |

If you have a line item of appropriations from more than one warrant article, please use the space below to identify the make-up of the the line total for the ensuing year.

| Acct. # | Warr.<br>Art. # | Amount | Acct. # | Warr.<br>Art. # | Amount |
|---------|-----------------|--------|---------|-----------------|--------|
|         |                 |        |         |                 |        |
|         |                 |        |         |                 |        |
|         |                 |        |         |                 |        |
|         |                 |        |         |                 |        |
|         |                 |        |         |                 |        |
|         |                 |        |         |                 |        |
|         |                 |        |         |                 |        |

**"SPECIAL WARRANT ARTICLES"**

Special warrant articles are defined in RSA 32:3, VI, as appropriations 1) in petitioned warrant articles; 2) appropriations raised by bonds or notes; 3) appropriation to a separate fund created pursuant to law, such as capital reserve funds or trust funds; 4) an appropriation designated on the warrant as a special article or as a nonlapsing or nontransferable article.

| 1                      | 2   | 3              | 4  | 5                                    | 6   | 7   |
|------------------------|---|----------------|--|--------------------------------------|---|---|
| Acct.#                 | PURPOSE OF APPROPRIATIONS<br>(RSA 32:3.V) | WARR.<br>ART.# | Appropriations<br>Prior Year As<br>Approved by DRA | Actual<br>Expenditures<br>Prior Year | APPROPRIATIONS<br>ENSUING FY<br>(RECOMMENDED) | APPROPRIATIONS<br>ENSUING FY<br>(NOT RECOMMENDED) |
| 4915                   | LIBRARY CRF                               | 25             |  |                                      | 18,000  |   |
| 4915                   | AMBULANCE CRF                             | 8              |  |                                      | 25,000  |   |
| 4916                   | EMER. ROAD REPAIRS                        | 18             | expendable   | GF Trust                             | 25,000  |   |
| 4916                   | POLICE STAT.-BLDG                         | 22             | expendable   | GF Trust                             | 2,000   |   |
| 4916                   | FIRE/RESCUE STA.                          | 11             | expendable   | GF Trust                             | 2,500   |   |
| 4915                   | TOWN HALL CRF                             | 14             |  |                                      | 25,000  |   |
|                        |   |                |  |                                      |   |   |
| SUBTOTAL 2 RECOMMENDED |   |                | XXXXXXXXXX   | XXXXXXXXXX                           | 97,500  | XXXXXXXXXX  |

**"INDIVIDUAL WARRANT ARTICLES"**

Individual warrant articles are not necessarily the same as "special warrant articles". Individual warrant articles might be negotiated cost items for labor agreements or items of a one time nature you wish to address individually.

| 1                      | 2   | 3              | 4  | 5                                    | 6   | 7   |
|------------------------|---|----------------|--|--------------------------------------|---|---|
| Acct.#                 | PURPOSE OF APPROPRIATIONS<br>(RSA 32:3.V) | WARR.<br>ART.# | Appropriations<br>Prior Year As<br>Approved by DRA | Actual<br>Expenditures<br>Prior Year | APPROPRIATIONS<br>ENSUING FY<br>(RECOMMENDED) | APPROPRIATIONS<br>ENSUING FY<br>(NOT RECOMMENDED) |
| 4902                   | FIRE TRCK/TANKER                          | 9              |  |                                      | 135,000                                       |   |
| 4902                   | GENERATOR                                 | 21             |  |                                      | 11,000  |   |
| 4902                   | FIRE TRUCK EQUIP.                         | 10             |  |                                      | 5,000   |   |
| 4909                   | PATTERSON HILL BRDG                       | 12             |  |                                      | 1,052,000                                     |   |
| 4901                   | HWY. IMPROVEMENTS                         | 16             |  |                                      | 113,085                                       |   |
|                        |   |                |  |                                      |   |   |
|                        |   |                |  |                                      |   |   |
| SUBTOTAL 3 RECOMMENDED |   |                | XXXXXXXXXX   | XXXXXXXXXX                           | 1,316,085                                     | XXXXXXXXXX  |

| 1                        | 2   | 3              | 4                                | 5                                | 6                                     |
|--------------------------|---|----------------|----------------------------------|----------------------------------|---------------------------------------|
| Acct.#                   | SOURCE OF REVENUE                         | WARR.<br>ART.# | Estimated Revenues<br>Prior Year | Actual<br>Revenues<br>Prior Year | ESTIMATED<br>REVENUES<br>ENSUING YEAR |
| TAXES                    |   |                | XXXXXXXX                         | XXXXXXXX                         | XXXXXXXX                              |
| 3120                     | Land Use Change Taxes                     |                | 330                              | 327                              | 330                                   |
| 3180                     | Resident Taxes                            |                |                                  |                                  |                                       |
| 3185                     | Timber Taxes                              |                | 15,000                           | 16,414                           | 15,000                                |
| 3186                     | Payment in Lieu of Taxes                  |                | 15,000                           | 15,990                           | 16,000                                |
| 3189                     | Other Taxes                               |                |                                  |                                  |                                       |
| 3190                     | Interest & Penalties on Delinquent Taxes  |                | 120,000                          | 133,738                          | 130,000                               |
|                          | Inventory Penalties                       |                |                                  |                                  |                                       |
|                          | Excavation Tax (\$0.02 cents per cu yd)   |                |                                  |                                  | 6,000                                 |
|                          | Excavation Activity Tax                   |                | 23,000                           | 29,805                           | 30,000                                |
| LICENSES, PERMITS & FEES |   |                | XXXXXXXX                         | XXXXXXXX                         | XXXXXXXX                              |
| 3210                     | Business Licenses & Permits               |                | 1,600                            | 2,457                            | 2,351                                 |
| 3220                     | Motor Vehicle Permit Fees                 |                | 400,000                          | 478,464                          | 500,000                               |
| 3230                     | Building Permits                          |                | 6,500                            | 8,235                            | 6,500                                 |
| 3240                     | Other Licenses, Permits & Fees            |                | 4,400                            | 6,081                            | 4,400                                 |
| 3311-3319                | FROM FEDERAL GOVERNMENT                   |                | 46,074                           | 78,605                           | 38,000                                |
| FROM STATE               |   |                | XXXXXXXX                         | XXXXXXXX                         | XXXXXXXX                              |
| 3351                     | Shared Revenues                           |                | 35,144                           | 35,144                           | 35,144                                |
| 3352                     | Meals & Rooms Tax Distribution            |                | 61,235                           | 61,235                           | 61,235                                |
| 3353                     | Highway Block Grant                       |                | 115,326                          | 115,326                          | 113,085                               |
| 3354                     | Water Pollution Grant                     |                | 30,311                           | 30,311                           | 30,311                                |
| 3355                     | Housing & Community Development           |                | 55,265                           | 55,265                           | 55,265                                |
| 3356                     | State & Federal Forest Land Reimbursement |                |                                  |                                  |                                       |
| 3359                     | State Bridge Aid                          |                |                                  |                                  | 972,000                               |
| 3359                     | Landfill/Court Lease                      |                | 11,000                           | 76,511                           | 30,000                                |
| 3379                     | FROM OTHER GOVERNMENTS                    |                | 4,238                            | 7,713                            | 7,762                                 |
| CHARGES FOR SERVICES     |   |                | XXXXXXXX                         | XXXXXXXX                         | XXXXXXXX                              |
| 3401-3406                | Income from Departments                   |                | 56,000                           | 103,078                          | 85,000                                |
| 3409                     | Other Charges                             |                | 1,400                            | 1,023                            | 1,400                                 |
| MISCELLANEOUS REVENUES   |   |                | XXXXXXXX                         | XXXXXXXX                         | XXXXXXXX                              |
| 3501                     | Sale of Municipal Property                |                | 34,725                           | 35,225                           | 5,000                                 |
| 3502                     | Interest on Investments                   |                | 18,000                           | 29,629                           | 25,000                                |
| 3503-3509                | Other                                     |                | 53,000                           | 58,438                           | 53,000                                |

| 1                                 | 2  | 3              | 4                                | 5                                | 6                                     |
|-----------------------------------|--|----------------|----------------------------------|----------------------------------|---------------------------------------|
| Acct.#                            | SOURCE OF REVENUE                        | WARR.<br>ART.# | Estimated Revenues<br>Prior Year | Actual<br>Revenues<br>Prior Year | ESTIMATED<br>REVENUES<br>ENSUING YEAR |
| INTERFUND OPERATING TRANSFERS IN  |  |                | XXXXXXXXXX                       | XXXXXXXXXX                       | XXXXXXXXXX                            |
| 3912                              | From Special Revenue Funds               |                |                                  |                                  |                                       |
| 3913                              | From Capital Projects Funds              |                |                                  |                                  |                                       |
| 3914                              | From Enterprise Funds                    |                |                                  |                                  |                                       |
| 3912                              | Sewer - (Offset)                         |                | 297,233                          | 297,233                          | 305,666                               |
| 3912                              | Water - (Offset)                         |                | 186,873                          | 186,873                          | 185,640                               |
|                                   | Electric - (Offset)                      |                |                                  |                                  |                                       |
|                                   | Airport - (Offset)                       |                |                                  |                                  |                                       |
| 3915                              | From Capital Reserve Funds               |                | 17,000                           | 17,000                           | -0-                                   |
| 3916                              | From Trust & Agency Funds                |                | 22,515                           | 22,515                           | 22,515                                |
| OTHER FINANCING SOURCES           |  |                | XXXXXXXXXX                       | XXXXXXXXXX                       | XXXXXXXXXX                            |
| 3934                              | Proc. from Long Term Bonds & Notes       |                | 150,000                          | 150,000                          | -0-                                   |
|                                   | Amts VOTED From F/B ("Surplus")          |                |                                  |                                  |                                       |
|                                   | Fund Balance ("Surplus") to Reduce Taxes |                | -0-                              | -0-                              | 75,000                                |
| TOTAL ESTIMATED REVENUE & CREDITS |  |                | 1,297,063                        | 1,568,529                        | 2,811,604                             |

|                  |
|------------------|
| "BUDGET SUMMARY" |
|------------------|

|  |           |
|--|-----------|
| SUBTOTAL 1 Appropriations Recommended (from page 4)                | 2,993,768 |
| SUBTOTAL 2 Special Warrant Articles Recommended (from page 5)      | 97,500    |
| SUBTOTAL 3 "Individual" Warrant Articles Recommended (from page 5) | 1,316,085 |
| TOTAL Appropriations Recommended                                   | 4,407,353 |
| Less: Amount of Estimated Revenues & Credits (from above column 6) | 2,811,604 |
| Estimated Amount of Taxes to be Raised                             | 1,595,749 |

# Town Valuation

## SCHEDULE OF TOWN PROPERTY as of April 1, 1998

### TAX EXEMPT PROPERTIES IN HENNIKER

| FACILITY                                | LOT NO.  | ACRES         | LAND           | BUILDING         | TOTAL            |
|---|----------|---------------|----------------|------------------|------------------|
| <b><u>Town Land &amp; Buildings</u></b> |          |               |                |                  |                  |
| ACADEMY HALL                            | 203      | 0.18          | 40,000         | 139,100          | 179,100          |
| BUEHLER/SALMEN LAND                     | 739      | 52            | 31,400         |                  | 31,400           |
| COMMUNITY PARK                          | 242A     | 0.58          | 26,300         |                  | 26,300           |
| CRANEY HILL TOWER                       | 654A     | 3.6           | 10,000         | 2,000            | 12,000           |
| FIRE/RESCUE BLDG                        | 191      | 1.46          | 62,800         | 516,700          | 579,500          |
| GRANGE                                  | 413      | 3.82          | 69,400         | 76,000           | 145,400          |
| HIGHWAY GARAGE                          | 509A     | 1.25          | 31,200         | 88,100           | 119,300          |
| LANDFILL                                | 665      | 12.79         | 91,900         | 68,500           | 160,400          |
| LANDFILL/GRAVEL BANK                    | 592B     | 18.4          | 42,300         |                  | 42,300           |
| POLICE DEPT                             | 397X     | 0.27          | 33,400         | 230,700          | 264,100          |
| SEWAGE TRTMNT PLNT                      | 509B/513 | 4.3           | 160,400        | 1,734,100        | 1,894,500        |
| SEWAGE TRTMNT/PUMP STA                  | 396B     | 0.16          | 15,800         | 800              | 16,600           |
| TOWN HALL                               | 421      | 3.2           | 64,500         | 139,900          | 204,400          |
| TUCKER FREE LIBRARY                     | 413C     | 0.36          | 47,800         | 313,700          | 361,500          |
| <b>TOTALS</b>                           |          | <b>102.37</b> | <b>727,200</b> | <b>3,309,600</b> | <b>4,036,800</b> |

### **Tax Deeded Lands**

|                          |       |               |                |               |                |
|--------------------------|-------|---------------|----------------|---------------|----------------|
| CRANEY POND ROAD         | 654G  | 0.34          | 7,800          |               | 7,800          |
| CRANEY POND ROAD         | 735   | 5.5           | 25,400         |               | 25,400         |
| GULF ROAD/NICHOLS POND   | 436C  | 2.27          | 26,100         |               | 26,100         |
| MINK HILL ROAD           | 42A   | 0.3           | 2,100          |               | 2,100          |
| PASTURE LANE             | 660XX | 26.5          | 36,500         |               | 36,500         |
| REAR CRESCENT ST         | 241B  | 0.11          | 18,400         |               | 18,400         |
| STONEHENGE DRIVE         | 558B7 | 1.63          | 27,600         |               | 27,600         |
| WARNER ROAD              | 48    | 16.5          | 35,500         |               | 35,500         |
| WARNER ROAD              | 50    | 20            | 30,000         |               | 30,000         |
| WARNER ROAD              | 47    | 37            | 72,700         | 14,850        | 87,550         |
| WESTERN AVE BY RIVER     | 349J  | 0.4           | 30,300         |               | 30,300         |
| WESTERN AVE RAILROAD BED | 402   | 0.75          | 27,400         |               | 27,400         |
| WESTERN AVENUE           | 569   | 45            | 44,700         |               | 44,700         |
| WESTERN AVENUE           | 381A2 | 1.8           | 38,300         |               | 38,300         |
| WESTERN AVENUE           | 408A  | 1             | 29,600         |               | 29,600         |
| WESTERN AVENUE           | 381A3 | 0.47          | 31,700         |               | 31,700         |
| WESTERN AVENUE (CVPC)    | 380A  | 13.42         | 34,100         |               | 34,100         |
| <b>TOTALS</b>            |       | <b>172.99</b> | <b>518,200</b> | <b>14,850</b> | <b>533,050</b> |

**Religious**

|                            |      |             |                |                |                  |
|----------------------------|------|-------------|----------------|----------------|------------------|
| CONGREG. CHURCH PARSONAGE  | 175  | 0.54        | 30,300         | 86,200         | 116,500          |
| CONGREGATIONAL CHURCH      | 204  | 1.1         | 62,500         | 311,000        | 373,500          |
| FRNDS SOC. OF WEARE/MTGHSE | 638  | 0.2         | 12,900         | 21,700         | 34,600           |
| MASONIC HALL               | 242B | 0.34        | 55,500         | 148,000        | 203,500          |
| ST. THERESA'S CHURCH       | 240  | 0.58        | 44,000         | 75,400         | 119,400          |
| ST. THERESA'S HALL         | 239A | 0.22        | 32,600         | 95,500         | 128,100          |
| ST. THERESA'S RECTORY      | 223  | 0.55        | 26,100         | 90,400         | 116,500          |
| <b>TOTALS</b>              |      | <b>3.53</b> | <b>263,900</b> | <b>828,200</b> | <b>1,092,100</b> |

**Cemeteries**

|                 |          |              |                |               |                |
|-----------------|----------|--------------|----------------|---------------|----------------|
| DEPOT HILL ROAD | 434      | 1.08         | 38,100         |               |                |
| GROVE STREET    | 422      | 2            | 74,700         | 800           | 75,500         |
| HIGHLAND N/S    | 237A/251 | 9.35         | 50,000         | 9,000         |                |
| HIGHLAND S/S    | 514/515  | 11.25        | 47,800         | 20,900        | 68,700         |
| PATTERSON HILL  | 573      | 1            | 24,800         |               |                |
| PLUMMER         | 703      | 1.05         | 17,500         |               |                |
| QUAKER DISTRICT | 635      | 0.8          | 29,300         |               |                |
| <b>TOTALS</b>   |          | <b>25.73</b> | <b>252,900</b> | <b>30,700</b> | <b>144,200</b> |

**Cogswell Springs Water Works**

|                     |               |             |               |                |                |
|---------------------|---------------|-------------|---------------|----------------|----------------|
| DAVISON ROAD/OFFICE | 96H           | 5.02        | 28,800        | 76,800         | 105,600        |
| TOWN WELLS          | 501,499B,517E | 40          |               |                |                |
|                     | 582A,517F     |             | 40,400        | 29,700         | 70,100         |
|                     | 571X1         |             |               |                |                |
| PUMPING STATION     | 255           |             | 100           | 7,700          | 7,800          |
| <b>TOTALS</b>       |               | <b>5.02</b> | <b>69,300</b> | <b>114,200</b> | <b>183,500</b> |

**School District**

|                            |      |             |                |                  |                  |
|----------------------------|------|-------------|----------------|------------------|------------------|
| HENNIKER COMMUNITY SCHOOLS | 413A | 4.03        | 250,200        | 7,003,600        | 7,253,800        |
|                            | 413B |             |                |                  |                  |
| GORDON PROPERTY            | 410  | 1.13        | 62,400         | 10,700           | 73,100           |
| DOHENY                     | 411  |             |                |                  |                  |
|                            | 412  |             |                |                  |                  |
| QUAKER SCHOOL HOUSE        | 634  | 0.16        | 12,700         | 33,900           | 46,600           |
| <b>TOTALS</b>              |      | <b>5.16</b> | <b>312,600</b> | <b>7,014,300</b> | <b>7,326,900</b> |

**State of New Hampshire**

|                      |       |      |        |         |         |
|----------------------|-------|------|--------|---------|---------|
| AMES FOREST          | 608   | 16.6 | 33,000 |         | 33,000  |
| BRIDGE STREET        | 417   | 0.08 | 43,500 | 180,000 | 223,500 |
| BROWN WAY            | 763B  | 10   | 33,400 |         | 33,400  |
| BROWN WAY S/S        | 557X1 | 7    | 30,800 |         | 30,800  |
| COLBY CROSSING & 114 | 673X  | 2    | 25,800 |         | 25,800  |
| CRANEY HILL FOREST   | 606   | 20   | 57,000 |         | 57,000  |
| FRENCH POND ACCESS   | 313A  | 0.4  | 20,000 | 7,400   | 27,400  |

|                            |      |               |                |                |                |
|----------------------------|------|---------------|----------------|----------------|----------------|
| KEYSER POND ACCESS         | 618B | 0.13          | 46,500         |                | 46,500         |
| MAIN STREET S/S            | 486C | 9             | 25,000         |                | 25,000         |
| PATCH RD & 114             | 592  | 0.34          | 1,400          |                | 1,400          |
| PLEASANT POND S/S          | 721A | 0.12          | 19,300         |                | 19,300         |
| STATE SHEDS                | 516  | 2.45          | 39,000         | 112,800        | 151,800        |
| TOTTEN TRAILS              | 646  | 109           | 102,000        |                | 102,000        |
| TWIXT 202/OLD CONCORD ROAD | 550F | 0.74          | 4,500          |                | 4,500          |
| VINCENT STATE FOREST       | 721F | 4.5           | 17,400         |                | 17,400         |
| <b>TOTALS</b>              |      | <b>182.36</b> | <b>498,600</b> | <b>300,200</b> | <b>798,800</b> |

**US Government**

|                      |      |      |         |  |         |
|----------------------|------|------|---------|--|---------|
| CONTOOCOOK RIVER S/S | 391X | 4.7  | 2,350   |  | 2,350   |
| OLD CONCORD RD N/S   | 256  | 226  | 150,650 |  | 150,650 |
| OLD CONCORD RD S/S   | 301  | 482  | 243,600 |  | 243,600 |
| RIVER ROAD S/S       | 599A | 466  | 102,100 |  | 102,100 |
| RIVER ROAD N/S       | 495  | 594  | 402,900 |  | 402,900 |
| WEARE ROAD N/S       | 527  | 2.05 | 13,700  |  | 13,700  |
| WATER STREET E/S     | 462  | 18   | 21,350  |  | 21,350  |
| WATER STREET W/S     | 465  | 622  | 452,100 |  | 452,100 |

@ ASSESSMENT CARD LISTS SEVERAL LOTS

|               |  |                |                  |  |                  |
|---------------|--|----------------|------------------|--|------------------|
| <b>TOTALS</b> |  | <b>2414.75</b> | <b>1,388,750</b> |  | <b>1,388,750</b> |
|---------------|--|----------------|------------------|--|------------------|

**New England College**

|                     |  |                 |                  |                   |                   |
|---------------------|--|-----------------|------------------|-------------------|-------------------|
|                     |  | 186.26          | 1,277,881        | 10,179,390        | 11,457,271        |
| <b>GRAND TOTALS</b> |  | <b>3,098.17</b> | <b>5,309,331</b> | <b>21,791,440</b> | <b>26,961,371</b> |

# TOWN VALUATION FOR THE YEAR 1997

(MS-1 REPORT)

|   |            |                    |
|---|------------|--------------------|
| <b>Total Taxable Land</b>                     |            | <b>51,106,061</b>  |
| Current Use                                   | 1,391,761  |                    |
| Residential                                   | 41,615,500 |                    |
| Commercial/Industrial                         | 809,950    |                    |
| <b>Total Taxable Buildings</b>                |            | <b>111,427,800</b> |
| Residential                                   | 95,302,700 |                    |
| Manufactured Housing                          | 320,500    |                    |
| Commercial/Industrial                         | 15,804,600 |                    |
| <b>Public Utilities, PSNH</b>                 |            | <b>3,278,100</b>   |
| <b>TOTAL TAXABLE PROPERTIES</b>               |            | <b>165,812,661</b> |
| <b>Exemptions:</b>                            |            |                    |
| Blind (2)                                     | 45,000     |                    |
| Elderly (22)                                  | 617,000    |                    |
| Solar/Wind Powered (13)                       | 75,125     |                    |
| School Din/Dorm/Kitchen (1)                   | 150,000    |                    |
| Wood Heating (13)                             | 15,020     |                    |
| Totally & Permanently Disabled (2)            | 40,000     |                    |
| <b>TOTAL EXEMPTIONS</b>                       |            | <b>942,145</b>     |
| <b>NET VALUATION ON WHICH TAX IS COMPUTED</b> |            | <b>164,870,516</b> |
| Veteran's Credits                             | 21,300     |                    |

## CURRENT USE REPORT (MS-1 REPORT)

### Acreage

|              |               |
|--------------|---------------|
| Farm         | 1,405         |
| Forest land  | 14,032        |
| Unproductive | 0.00          |
| Wetland      | 614           |
| <b>TOTAL</b> | <b>16,051</b> |

|   |       |
|---|-------|
| No. acres receiving 20% recreational adjustment | 4,378 |
| No. acres removed from current use in 1997      | 0.65  |
| No. of owners granted current use               | 228   |
| No. parcels in current use                      | 442   |

## TOWN VALUATION COMPARISON

|                           | <u>1997</u>        | <u>1998</u>        |
|---------------------------|--------------------|--------------------|
| Total taxable land        | 51,834,061         | 51,106,061         |
| Total taxable buildings   | 109,095,400        | 111,427,800        |
| Pubic Service, PSNH       | 3,000,000          | 3,278,100          |
| <b>TAXABLE PROPERTIES</b> | <b>163,929,461</b> | <b>165,812,661</b> |

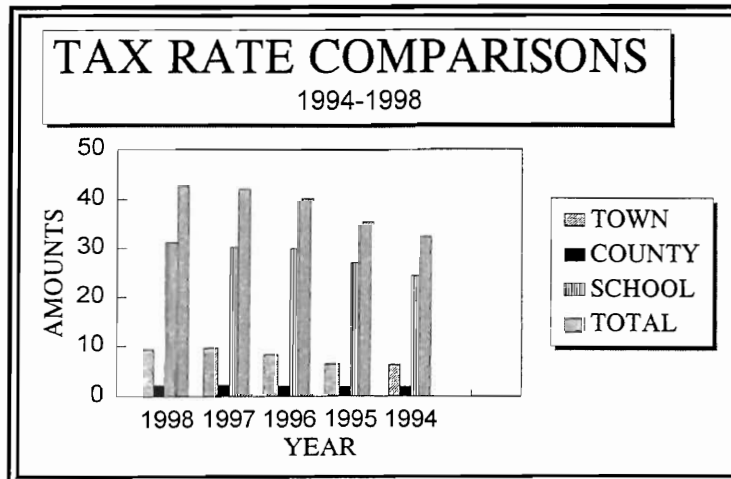
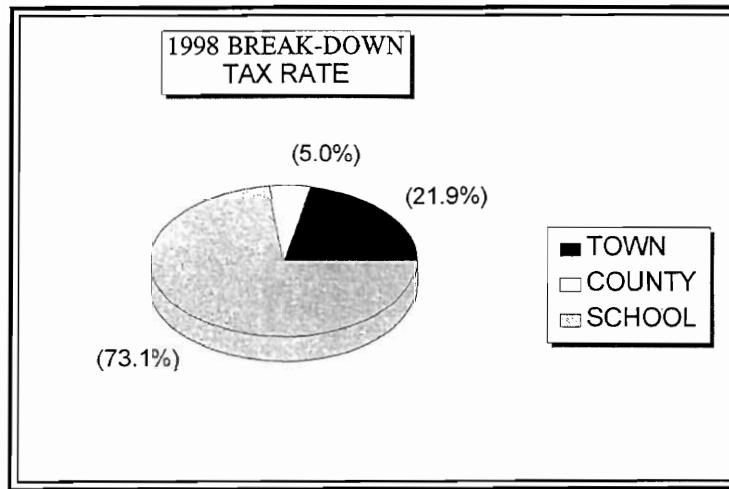
## HENNIKER TAX RATE COMPARISON

| <u>Year</u> | <u>Town</u> | <u>County</u> | <u>School</u> | <u>Rate</u> |
|-------------|-------------|---------------|---------------|-------------|
| 1998        | 9.36        | 2.15          | 31.24         | 42.75       |
| 1997        | 9.70        | 2.19          | 30.26         | 42.15       |
| 1996        | 8.25        | 2.00          | 29.87         | 40.12       |
| 1995        | 6.51        | 1.89          | 26.96         | 35.36       |
| 1994        | 6.22        | 1.90          | 24.36         | 32.48       |

1998 Tax Rate: \$42.75 per thousand at 102% equalized valuation

# MERRIMACK COUNTY TAX ASSESSMENTS

|      |         |
|------|---------|
| 1998 | 354,073 |
| 1997 | 357,296 |
| 1996 | 329,254 |
| 1995 | 328,472 |
| 1994 | 324,366 |
| 1993 | 341,165 |



Respectfully submitted,  
Cynthia M. Marsland  
Assessing Office

DEPARTMENT OF REVENUE ADMINISTRATION  
Municipal Services Division  
Concord, NH 03302-0487  
1998 Tax Rate Calculation

Town/City of: HENNIKER

Tax  
Rates

|                       |           |  |
|-----------------------|-----------|--|
| Appropriations        | 3,275,142 |  |
| Less: Revenues        | 1,781,169 |  |
| Less: Shared Revenues | 22,353    |  |
| Add: Overlay          | 50,062    |  |
| War Service Credits   | 21,300    |  |

|                        |           |  |
|------------------------|-----------|--|
| Net Town Appropriation | 1,542,982 |  |
| Special Adjustment     | 0         |  |

|                               |           |      |
|-------------------------------|-----------|------|
| Approved Town/City Tax Effort | 1,542,982 |      |
| Municipal Tax Rate            |           | 9.36 |

|                        |           |  |
|------------------------|-----------|--|
| -- School Portion --   |           |  |
| Due to Local School    | 3,394,426 |  |
| Due to Regional School | 1,837,557 |  |
| Less: Shared Revenues  | 80,823    |  |

|                          |           |  |
|--------------------------|-----------|--|
| Net School Appropriation | 5,151,160 |  |
| Special Adjustment       | 0         |  |

|                               |           |       |
|-------------------------------|-----------|-------|
| Approved School(s) Tax Effort | 5,151,160 |       |
| School(s) Tax Rate            |           | 31.24 |

|                       |         |  |
|-----------------------|---------|--|
| -- County Portion --  |         |  |
| Due to County         | 361,010 |  |
| Less: Shared Revenues | 6,937   |  |

|                          |         |  |
|--------------------------|---------|--|
| Net County Appropriation | 354,073 |  |
| Special Adjustment       | 0       |  |

|                            |         |      |
|----------------------------|---------|------|
| Approved County Tax Effort | 354,073 |      |
| County Tax Rate            |         | 2.15 |

|                   |  |       |
|-------------------|--|-------|
| Combined Tax Rate |  | 42.75 |
|-------------------|--|-------|

|                                     |           |  |
|-------------------------------------|-----------|--|
| Total Property Taxes Assessed       | 7,048,215 |  |
| Less: War Service Credits           | (21,300)  |  |
| Add: Village District Commitment(s) | 0         |  |

|                               |           |  |
|-------------------------------|-----------|--|
| Total Property Tax Commitment | 7,026,915 |  |
|-------------------------------|-----------|--|

|                        |                     |            |
|------------------------|---------------------|------------|
|                        | -- Proof of Rate -- |            |
| Net Assessed Valuation | Tax Rate            | Assessment |

|             |       |  |
|-------------|-------|--|
| 164,870,516 | 42.75 |  |
|-------------|-------|--|

7,048,215

*Andrea M. Reid*  
10/15/98

**COMPARISON OF PATTERSON HILL BRIDGE ALTERNATES (June 1998)**  
(50 year life expectancy)

|  | Estimated Initial Cost | Estimated Total 50 Year Cost ** | Private Property Impact **** | Improved Roadway Alignment | Live Load Capacity *  | Traffic Lanes | Hydraulic Clearance Q100 *** | Utility Impacts | Estimated Construction Duration |
|--|------------------------|---------------------------------|------------------------------|----------------------------|-----------------------|---------------|------------------------------|-----------------|---------------------------------|
| <b>ALTERNATE 1 - Rehabilitation</b><br>Existing Steel Truss      | \$1,180,715            | \$1,367,315                     | no                           | minor                      | H-20 Truck (20 tons)  | 1             | 1.7 feet                     | moderate        | 36 weeks                        |
| <b>ALTERNATE 2 - Replacement</b><br>Multiple Steel Plate Girders | \$1,265,692            | \$1,322,492                     | yes                          | yes                        | HS-25 Truck (45 tons) | 2             | 1.3 feet                     | significant     | 44 weeks                        |
| <b>ALTERNATE 3 - Replacement</b><br>Multiple Concrete Girders    | \$1,276,013            | \$1,319,813                     | yes                          | yes                        | HS-25 Truck (45 tons) | 2             | 0.5 feet                     | significant     | 42 weeks                        |
| <b>ALTERNATE 4 - Replacement</b><br>Prefabricated Steel Truss    | \$1,235,797            | \$1,319,097                     | yes                          | yes                        | HS-25 Truck (45 tons) | 2             | 3.3 feet                     | significant     | 40 weeks                        |

|  | Town Share 20% of Initial Cost | Town Meeting Appropriation 1997 | Difference |
|--|--------------------------------|---------------------------------|------------|
| <b>ALTERNATE 1 - Rehabilitation</b><br>Existing Steel Truss      | \$236,143                      | \$163,000                       | \$73,143   |
| <b>ALTERNATE 2 - Replacement</b><br>Multiple Steel Plate Girders | \$253,138                      | \$163,000                       | \$90,138   |
| <b>ALTERNATE 3 - Replacement</b><br>Multiple Concrete Girders    | \$255,203                      | \$163,000                       | \$92,203   |
| <b>ALTERNATE 4 - Replacement</b><br>Prefabricated Steel Truss    | \$247,159                      | \$163,000                       | \$84,159   |

\* Minimum Live load capacity per traffic lane= 20 Tons. In all cases, exceeds the capacity required to safely carry the the Town plow truck and fire engine across the bridge.

\*\* Estimated Total 50 Year Cost = Estimated initial construction and engineering costs plus yearly maintenance costs plus future repair / rehabilitation costs. Future costs were taken as present cost of work. See Life Cycle Cost Analysis for additional information on future maintenance, repair and rehabilitation costs.

\*\*\* The clearance is the difference from the bottom of the bridge structure to the water elevation of a 100 year occurrence storm. The distance listed is at the low end (north end) of the bridge.

\*\*\*\* The costs shown do not include property acquisitions.

Note: The costs shown include preliminary estimates for engineering design fees and engineering construction support services.

# Planning Board

---

The Planning Board is responsible for, among other things, reviewing and updating the town's master plan, recommending amendments to the zoning ordinance, reviewing site plans, subdivision plans and excavation plans, and updating the capital improvement plan. The board consists of six elected members and one ex-officio selectman member. Two members are elected every year, and each elected member serves a three-year term. The board may appoint up to three alternate members.

The board's biggest undertaking during 1998 has been a complete overhaul of the town's site plan review regulations, which apply to commercial and multi-family developments. We had initially hoped to complete this project in the first half of 1998, but we encountered a problem with Murphy's Second Law—*"everything takes longer than you expect."* I expect that by the time you read this, we will finally have had a public hearing and given final approval to the new regulations. We hope the new regulations will be easier to understand and work with. In addition to this project, we reviewed and approved a number of site plans, minor subdivisions and boundary line adjustments, and recommended minor changes to the zoning ordinance.

At the Community Profile Forum in November, one of the initiatives that received the most support was a review of the town's master plan. This will be a huge undertaking, but we hope to begin consideration of the process by February or March of 1999. If we do embark on a full review, you can expect to hear a lot more about it, as we will need significant citizen input. Other projects that may be on the agenda for 1999 include revising the subdivision regulations and studying the possibility of an impact fee ordinance.

The Planning Board encourages and appreciates public attendance and comments at its meetings. We have regular meetings on the second and fourth Wednesdays of the month at 7 p.m. at the town hall, and occasional special meetings. Minutes and agendas are posted at the town hall and the post office. On this subject, you may have noticed an improvement in the quality of our minutes this year, thanks to the outstanding work of our clerk, Amy Jowers. Amy has office hours at the town hall on Tuesday evenings. If you have questions about the board or its processes, you can call Amy during her Tuesday evening hours or leave a message with the selectmen's office. In addition, please feel free to call me or any other Planning Board member. My home number (which is unlisted) is 428-7371, and my number during business hours is 224-2381.

**Respectfully submitted,  
Cordell Johnston, Chair**

# Zoning Board of Adjustment

A total of four hearing for appeals were requested in 1998:

*Administrative Decision for Rehearings: 1*

*Variances: 2*

*Special Exceptions: 0*

*Equitable Waiver: withdrawn*

## The powers and duties of the Zoning Board of Adjustment

Like every municipal board or official, zoning boards of adjustment have only those powers specifically granted to them by state statute. The state legislature has defined the zoning board of adjustment's basic role as that of: 1) hearing appeals from an administrative decision; 2) hearing appeals which request the

grant of one or more variances from the terms of the zoning ordinance; or 3) hearing appeals which request the grant of a special exception.

Administrative Decision: An administrative decision appeal, for example, is when the Board of Selectmen decide that a permit request for a certain commercial use is not allowed in a district and deny the permit. The applicant can appeal the decision to the Zoning Board of Adjustment for interpretation or application of the terms of the ordinance to have the decision reversed.

Variance: A variance is requested, for example, when an applicant proposes to build an addition to their home and the new addition does not meet the required setback distance to the side property line. The applicant must then prove "hardship" of the land, and why they should be granted the variance. A variance is similar to asking permission to not comply with the local ordinance. More information regarding hardships can be found in the following article.

Special Exception: In our local zoning ordinance there are two columns of uses for each district. One column specifies what is permitted and the other column lists what is permitted by "special exception". The application for a special exception lists 11 items of criteria that must be met. Some of the criteria include: appropriate location, compatibility with the neighborhood, public interest, property values, affect of health and safety, whether it will constitute a nuisance, and if it is within the spirit of the ordinance. All 11 items must pass by majority vote.

The Zoning Board of Adjustment is looking for individuals to volunteer their time as an alternate member. The board normally meets every third Wednesday of the month. The following is a schedule of the Zoning Board's 1999 schedule.

### 1999 Zoning Board Meeting Dates

*January 7*

*January 20*

*February 4*

*February 17*

*March 4*

*March 17*

*April 8*

*April 21*

*May 6*

*May 19*

*June 3*

*June 16*

*July 8*

*July 21*

*August 5*

*August 18*

*September 2*

*September 15*

*October 7*

*October 20*

*November 4*

*November 17*

*December 1*

*December 15*

Respectfully submitted,  
Kelly Dearborn-Luce, Clerk

# ***“Unnecessary Hardship”***

*Taken from a publication called "The Pit and the Pendulum: The Basic Working of the ZBA," by Attorney's Walter Mitchell and Tim Bates. Law Lecture Series #3, 1995.*

This requirement is without doubt the most difficult for the applicant to meet, and has caused the most confusion, frustration, and therefore, litigation. The Court's concept of "unnecessary hardship" has changed over the last four decades, particularly in the mid to late 1970's when a more strict approach began to develop. For this reason, it is just as well not to consult cases decided much before 1980 when searching for an understanding of the Court's current approach; the more recent cases are a much more reliable guide.

For "unnecessary hardship" to exist under the Court's modern approach, **the deprivation resulting from the application of the zoning ordinance must be so great that the owner is unable to make any reasonable use of the land. If the land is reasonably suitable for a use allowed by the zoning ordinance, then there is no "unnecessary hardship" and no ground for a variance, even if the other four parts of the five part test have been met.** See e.g., Governor's Island Club v. Town of Gilford, 124 N.H. 126 (1983); Grey Rocks Land Trust v. Town of Hebron, 136 N.H. 239 (1992). In essence, a lawful variance may only be issued where the application of the zoning ordinance to the property so restricts its use that the ordinance can be said to "take" the land by inverse condemnation.

Furthermore, the hardship must arise out of conditions that are unique, or at least rare; that is, the zoning restrictions must affect the parcel in a manner different from the way they generally affect all parcels in this district. **Another way of saying this is that the parcel must suffer from some characteristic which distinguishes it from other land in the same area with respect to its suitability for the uses permitted under the ordinance.** Crossley v. Town of Pelham, 133 N.H. 215 (1990). For example, where permitted uses for wetlands are severely restricted by a zoning ordinance, any "hardship" to a particular parcel with wetlands on it does not arise from the unique character of that particular property; since it is not uniquely affected by the restrictions, there cannot be "unnecessary hardship."

The uniqueness of a parcel's size and dimension are not considered a special condition of the land which constitutes hardship when some reasonable permitted use can be made of the parcel without the variance. The flip side of this proposition is that size and dimension probably will be considered to create hardship (at least when the proposed use would not create a real threat to public health or safety) when no reasonable permitted use can be made of the parcel without the variance. The best recent example of this is probably the case of Husnander v. Town of Barnstead, No. 93-626 (April 21, 1995) (decision modified July 5, 1995). In this case, a variance from the waterfront setback requirement was

upheld by the Supreme Court on findings that no reasonable use of the postage stamp lot could be made under the ordinance, other than development for a single family residence, and that the size and configuration of the lot required the owner to encroach on the 50 foot waterfront setback in order to construct a house of reasonable shape and size. Alternative permitted uses such as camping were not found to be "reasonable" and there was no evidence that construction of the house would pose any unusual threat to the environment or create a hazard to the public health or safety.

**Since the hardship must arise from some unique or unusual characteristic of the land, the personal circumstances of the owner are irrelevant to whether a variance may be granted.** This principle has several manifestations, one of which is that it is not relevant that the proposed use would be more profitable than a use permitted under the ordinance which does not require a variance. Margate Motel, Inc. v. Town of Gilford, 124 N.H. 126 (1983). **Likewise, neither can the health or convenience of the owner form a basis for a finding of hardship, since those factors are personal and do not arise from some unique or unusual condition of the land.** For example, the poor health of a variance applicant who wished to establish a beauty salon in her basement because of limited employment opportunities could not form the basis for a finding of hardship. Ryan v. City of Manchester ZBA, 123 N.H. 170 (1983). Similarly, the "hardship" involved in struggling along with a one-car garage instead of being able to build a two-car garage was personal to the landowner, and a variance could not lawfully be granted since reasonable use was already being made of the parcel. Crossley v. Town of Pelham, 133 N.H. 215 (1990).

Also, a characteristic of a parcel that prevents it from being subdivided into the number of lots the owner would like to have cannot form the basis for hardship where a permitted use can be made of the property. Goslin v. Town of Farmington, 132 N.H. 48 (1989). In the same vein, it is clear that the inability to develop all of a particular parcel is not hardship that will form the basis for the grant of a variance. Thus, the fact that a setback area on a lot may not be developed at all is not an unconstitutional "taking" of that portion of the lot; the effect of the ordinance on the parcel as a whole is the proper inquiry. Also, the landowner had no right to a variance to allow the placement of a bridge to cross wetlands to develop some 22 acres of a 52 acre parcel where there were a variety of permitted uses which could be established on the 50 acre parcel balance of the tract. Olszak v. Town of New Hampton, No. 94-007 (July 11, 1995), 139 N.H. 723.

# Central NH Regional Planning Commission

---

Established in accordance with state law, the Central New Hampshire Regional Planning Commission (CNHRPC) is a voluntary association of 20 towns in Merrimack and Hillsborough Counties and the City of Concord. The Town of Henniker is a member in good standing of the Commission.

The Commission's mission is to improve, through education, training and planning assistance, the ability of the municipalities of the region to prepare and implement municipal plans; to prepare a plan for effective and appropriate development and utilization of the resources of the region; and to assist municipalities in carrying out the regional plan.

The Commission provides a variety of planning services, including telephone consultations on planning issues; planning research; sample ordinances, regulations, and planning documents; models; data and access to data sources; grant information; review and comment on planning documents; development review; and educational programs. Membership also entitles a community to affordable master planning assistance, GIS mapping, and grant preparation.

## **During 1998, our services in Henniker included the following:**

- Attendance at a public hearing on telecommunications ordinance and parking requirement changes.
- Provided information on spot zoning.
- Contacted applicants in writing and verbally to notify them of the CMAQ and TE Hearings so that they may attend the hearings and testify.
- Reviewed proposed site plan review regulations and coordinated with two Planning Board members regarding review comments.
- Met with a Planning Board representative on the subject of wetlands ordinance.

## **Also during 1998, the Regional Planning Commission:**

- Continued to make substantial progress with the Regional Transportation Plan. Inclusion of a project in the regional Transportation Improvement Plan (TIP) is a requirement for Federal and/or State Highway assistance. Regular meetings of the Transportation Advisory Committee are held to review regional transportation issues.
- Initiated a Natural Resources Planning program which includes assistance with river corridor planning and an environmental planning program focusing on identification of natural, cultural and historical resources of the community and region. As part of this effort, the Commission sponsored several workshops and conferences. Information will be used by the NH Heritage Commission.
- Participated in the review of several proposals classified as a "development of regional impact" and provided comments on the proposals.
- Coordinated with FEMA and the NH Office of Emergency Management regarding the requirements of the National Flood Insurance Program.
- Assisted community representatives with implementing management plans for the Contoocook and Merrimack Rivers.
- Presented an sponsored educational programs on economic development.
- Distributed informational news briefs and announcements on current planning topics.
- Distributed the zoning amendment calendar to assist towns with the amendment process.
- Conducted about 100 traffic counts on state and local highways.
- Created a new informational brochure about CNHRPC and its services.
- Enhanced its Geographical Information System program to better serve the needs of member towns.

For additional information, please contact your town representative to the Commission, Randy Wilson, or the CNHRPC staff.

# Code Enforcement/Health Officer

## Building permits issued in 1998

|                          |    |                            |    |
|--------------------------|----|----------------------------|----|
| • Houses . . . . .       | 9  | • Trench Permits . . . . . | 16 |
| • Duplexes . . . . .     | 1  | • Sheds . . . . .          | 14 |
| • Mobile Homes . . . . . | 7  | • Renovations . . . . .    | 14 |
| • Barns . . . . .        | 4  | • Additions . . . . .      | 7  |
| • Porches . . . . .      | 7  | • Commercial . . . . .     | 18 |
| • Decks . . . . .        | 4  | • Other . . . . .          | 12 |
| • Signs . . . . .        | 13 | – Fences                   |    |
| • Garages . . . . .      | 10 | – Towers                   |    |
| • Demolitions . . . . .  | 1  | – Chimneys                 |    |
| • Driveways . . . . .    | 19 | – Pools                    |    |
| • Septics . . . . .      | 25 | – Etc.                     |    |

|                      | 1997      | 1996       | 1995       | 1994       | 1993       |
|----------------------|-----------|------------|------------|------------|------------|
| Additions            | 9         | 12         | 17         | 15         | 13         |
| Barns                | 7         | 2          | 3          | 5          | 1          |
| Decks                | 4         | 16         | 6          | 12         | 15         |
| Demolition           | 2         | 7          | 3          | 4          | 4          |
| Fences               | 3         | 4          | 5          |            |            |
| Garages              | 8         | 6          | 2          | 2          | 6          |
| Houses               | 9         | 11         | 5          | 13         | 6          |
| Pools                | 2         | 1          | 2          | 2          | 5          |
| Porches              | 10        | 6          | 8          | 6          | 8          |
| Renovate             | 11        | 10         | 13         | 8          | 24         |
| Septic               | 1         | 2          | 2          | 6          | 5          |
| Sheds                | 11        | 4          | 12         | 15         | 17         |
| Signs                | 9         | 9          | 9          | 6          | 10         |
| Other                | 1         | 1          | 5          | 5          | 7          |
| Commercial           | 6         | 6          | 6          | 10         |            |
| Mobile homes         | 2         | 4          | 2          |            |            |
| <b>Total Permits</b> | <b>95</b> | <b>102</b> | <b>100</b> | <b>109</b> | <b>121</b> |

The new commercial permits issued this year were as follows:

- HHP (additions, sawmill, office)
- Kowalski (additions)
- New England College (electrical update and renovate carriage house)
- Contoocook Valley Lumber (addition, garage, pallet shop)
- Goss Lumber (kiln)
- Boundtree Corp. (additions, 2 phases)
- CVT (3 utility sheds)
- US Cellular (utility shed and antennas)
- K. Daniel (renovate office area)
- Edmunds (concrete pad)
- MediaOne (Hub site)
- Granite State Forest Products (generator pad)
- Michie Corp. (pre-built precast building)
- Village Green (concrete pad)
- Patenaude Lumber (garage)

## DUTIES OF THE HEALTH OFFICER

The Town of Henniker's Health Officer is nominated by the Board of Selectmen and appointed by the Director of the N.H. Division of Public Health Services for a term of three years. The health officer enforces the New Hampshire public health rules and laws, as well as local ordinances and regulations. He/she also serves as a liaison between state officials and the local community on issues concerning local public health. In order to serve as a local health officer, he/she must keep a log to document all calls, complaints, activities, etc., and keep files on all cases and inspections.

The following are some examples of actions and responsibilities of the health officer:

- *Day Care/Foster Homes:* Inspects and approves homes to assure they meet local health codes along with fire safety and zoning regulations.
- *Lead:* Conducts lead paint poisoning inspections with state lead inspector. Performs follow-up contacts as needed in cooperation with state lead program. (Same for Radon.)
- *Septic Systems:* Inspects septic systems to certify failure in cooperation with the N.H. Department of Environmental Services. Performs dye test to confirm septic failure. Approves septic design plans and makes necessary inspections.
- *Nuisances:* Conducts sanitary investigations into complaints and nuisances which may endanger public health; e.g. noise, garbage, insects, unsanitary living conditions, rodents, safe drinking water.
- *Health Facilities:* Inspects new or modified health facilities to certify that they meet local health codes; e.g. hospitals, nursing homes, massage therapy establishments, hair salons,

health clubs.

- *Drinking Water:* Tests any public or private water supply suspected of being unsafe per directives from the Department of Environmental Services.
- *Public Swimming Places:* Tests water per directives from the Department of Environmental Services; e.g. pools, spas, water slides.
- *Rental Housing:* Enforces minimum standards for rental housing, including safe drinking water, hot water means, garbage control, properly functioning septic systems, vermin control, adequate heat, and walls and roofs which do not leak. Life safety inspections are performed in cooperation with the fire department.
- *Smoking:* Follows up on complaints and violations of the new smoking law at the request of the Division of Public Health.
- *Asbestos:* Conducts inspections. Recommends that the Director of Public Health Services order an abatement, or cease and desist for abatement activities.
- *Communicable Diseases:* Provides public information, support and follow-up when a disease outbreak occurs.
- *Rabies:* Enforces the Rabies Control Act in cooperation with the local animal control officer. Serves as a local resource for information on rabies.
- *Food-borne Illness:* Responds to complaints and reports cases to the N.H. Bureau of Food Protection. In case of an imminent danger to the public health, orders cleaning or closure of food establishments. In conjunction with the Bureau of Food Protection, contacts establishments in the event of a food-borne disease outbreak. Conducts inspections and investigates complaints of local food establishments.
- *Cancer Clusters:* Takes initial report and calls the information into the chronic disease program to be followed up by the program staff. The local officer serves as a local resource to program staff during the course of an investigation.
- *Location of Burial Sites:* Burials on private property, unless in an existing ground, shall comply with zoning regulations.
- *Air Quality:* Investigates complaints of poor indoor/outdoor air quality to ensure that they are not related to septic problems or poor sanitation.
- *Emergency Response:* Serves as a point of local contact for citizens in the case of an emergency or disaster in town. Assists with the coordination in town in response to the local emergency director.

### The code and health issues that were investigated in 1998 were as follows:

- ◇ Eight (8) apartment inspections for life safety code compliance.
- ◇ Two (2) day care inspections for life safety code compliance.
- ◇ Two (2) foster home inspections for life safety code compliance.
- ◇ Three (3) housing
- ◇ Five (5) unhealthy conditions
- ◇ Three (3) septic failures
- ◇ Two (2) environmental spills
- ◇ Three (3) H<sub>2</sub>O testings
- ◇ Numerous cases of rabies

Respectfully submitted,  
Kelly Dearborn-Luce  
Code Enforcement/Health Officer

# Food Pantry

| Date                 | No. Bxs. | Adults | Adults over 60 | Children | Total People | Est. No. of Meals (based on 5) |
|----------------------|----------|--------|----------------|----------|--------------|--------------------------------|
| 01/07/98             | 35       | 25     | 21             | 22       | 68           | 340                            |
| 01/21/98             | 31       | 24     | 21             | 15       | 60           | 300                            |
| 02/04/98             | 29       | 22     | 19             | 18       | 59           | 295                            |
| 02/18/98             | 25       | 18     | 18             | 17       | 53           | 265                            |
| 03/04/98             | 30       | 25     | 20             | 15       | 60           | 300                            |
| 03/18/98             | 28       | 18     | 25             | 19       | 62           | 310                            |
| 04/01/98             | 26       | 16     | 20             | 16       | 52           | 260                            |
| EASTER               | 49       | 24     | 29             | 21       | 74           | 370                            |
| 04/11/98             | 11       | 17     | 1              | 27       | 45           | 225                            |
| 04/28/98             | 25       | 9      | 22             | 12       | 43           | 215                            |
| 05/13/98             | 25       | 13     | 16             | 16       | 45           | 225                            |
| 05/27/98             | 25       | 13     | 19             | 14       | 46           | 230                            |
| 06/24/98             | 25       | 17     | 27             | 15       | 59           | 295                            |
| 07/22/98             | 27       | 12     | 23             | 18       | 53           | 265                            |
| 08/19/98             | 25       | 11     | 23             | 11       | 45           | 225                            |
| 09/09/98             | 22       | 11     | 20             | 15       | 46           | 230                            |
| 09/23/98             | 26       | 15     | 21             | 17       | 53           | 265                            |
| 10/07/98             | 25       | 15     | 16             | 19       | 50           | 250                            |
| 10/21/98             | 27       | 17     | 20             | 19       | 56           | 280                            |
| 11/04/98             | 27       | 13     | 24             | 15       | 52           | 260                            |
| 11/21/98             | 40       | 29     | 29             | 34       | 92           | 460                            |
| Thanksgiving Baskets | 12       | 31     | 1              | 22       | 54           | 270                            |
| 12/02/98             | 24       | 13     | 20             | 14       | 47           | 235                            |
| 12/19/98             | 43       | 34     | 26             | 33       | 93           | 465                            |
| Christmas Baskets    | 12       | 31     | 1              | 22       | 54           | 270                            |
| TOTALS               | 674      | 473    | 482            | 466      | 1,421        | 7,105                          |

# Human Services

---

Requests for assistance were less in 1998 than in the previous year. There were 21 families who received aid -- 31 adults and 33 children.

The majority of aid was for rent which totaled \$13,756. Electricity paid was \$6,382 and heating costs totaled \$1,607. Medical expenses totaled \$855.

A special thanks goes to the Henniker Food Pantry which provided most of the food requests we received.

**Respectfully submitted,  
Carole Hockmeyer  
Director of Human Services**

# Highway Department

---

The Highway Department completed several projects in 1998. Major reconstruction of College Hill Road from Shaker Road to the Hopkinton town line included improved drainage, new wider road base, and new pavement. Depot Hill Road has been rebuilt from Circle Street to Locust Lane. This project occurred a year ahead of schedule due to major washouts during the June flooding. Thanks to the quick response of several local contractors we were able to promptly repair major washouts on Depot Hill Road, Western Avenue, and on Bear Hill Road. Weather extremes have been a challenge!

The ice storm in January and floods in June impacted the highway budget. FEMA (Federal Emergency Management Assistance) reimbursements go to the general fund. The department is requesting, with a warrant article, that future reimbursements go into an emergency repair line item within the department budget. This will help prevent budget shortfalls and project interruptions.

The new motor grader is in service and working very well. Doing more of the road base preparation on major projects ourselves has saved money and allowed more extensive repairs. We have also been doing pavement shimming on several roads, thus improving driving and plowing conditions and extending the life of these sections.

Sidewalk improvements continue on Western Avenue as another section is completed with granite curbing installed.

A couple of personnel changes have taken place at the Highway Department. Michael Damour has been welcomed aboard and fills a December vacancy as Highway Truck Driver/Laborer. Reggie Cleveland, a two and a half year employee of the department, has been promoted to the position of Assistant Superintendent of Highways.

The Highway Department wishes to thank the citizens and elected officials of Henniker for their continued support throughout this most challenging year of 1998.

**Respectfully submitted,  
John Margeson, Superintendent**

# Police Department

As the statistics in this report will reveal, 1998 was another very busy year for the department. During late summer and early fall, we experienced a series of burglaries at private residences, located in some of our more rural areas. We continue to work on these crimes and continue to follow up leads on a weekly basis. However, the common theme to these burglaries was that entry was gained through unlocked doors. Many of us struggle with the whole idea of locking our doors whether it be our car doors or the doors to our homes. If you choose not to do this, you should at least look around your homes and identify the items most valuable to you. Sometimes these items are not the high monetary items, but rather have high sentimental value, such as family heirlooms. If you possess items of this nature, we strongly suggest that you either invest in a home safe or consider utilizing a safety deposit box. You may also want to video tape the possessions in your home, room by room, in case you ever are burglarized. Although we work hard to protect your property, we all need to work in concert to keep our neighborhoods free of crime. If you see a strange vehicle in your neighbors yard or a strange person around their home, PLEASE call us and give us the opportunity to check it. We would rather go and find out that the vehicle or person is their legitimately than to have to spend several weeks and months conducting a burglary investigation.

During 1998 we conducted an open house which was attended by more than 100 people. During this open house we registered bicycles, gave rides on the Convincer seatbelt machine and conducted child car seat inspections. Detective Ryan Murdough has received training relative to the proper installation of child car seats and we invite you to stop at the station anytime if you would like to ensure that your's is installed properly. We also register bicycles on a year round basis. Speaking of bicycles, our bicycle patrols continue to receive high praise from most citizens and you can expect to see the officers patrolling on them as soon as the weather gets good enough to do so. Since the inception of



the bicycle patrols we have discovered many crimes in progress that would never have been seen by an officer riding by in a cruiser. We believe that this manner of policing has been very successful.

We would also like to remind you that we do house checks for people that go on vacation. You just need to simply stop by the station and take five minutes to fill out an information sheet for us. When you are gone we will physically check your residence on a regular basis.

We ask that you PLEASE number your home or your mailbox in a fashion that can be readily identified from the roadway. Many of the homes on our streets are not numbered in a logical sequence. Although the Highway Safety Committee has identified many of the particularly bad areas which resulted in the Board of Selectmen renumbering those streets, many problems still exist community wide. If the day ever comes when you need an emergency unit fast, you'll be glad that your home was readily identified.

Finally, we would like to take this opportunity to thank the many people throughout our community who continually support the efforts of this agency. Sometimes it's just a pat on the back or some other type of an acknowledgment for a job well done. Sometimes it's a plate of cookies or brownies and sometimes it's just a smile and a hello. We work hard to serve you and we truly appreciate your support in our endeavors.

**Respectfully submitted,  
Timothy Russell  
Chief of Police**

## 1998 Police Department Statistics

| CATEGORY                            | JAN  | FEB  | MAR  | APR  | MAY  | JUN  | JUL  | AUG  | SEP  | OCT  | NOV  | DEC  | TOTAL |
|-------------------------------------|------|------|------|------|------|------|------|------|------|------|------|------|-------|
| Aggravated Felonious Sexual Assault | 0    | 1    | 1    | 0    | 0    | 0    | 1    | 0    | 0    | 1    | 0    | 0    | 4     |
| Alarms                              | 14   | 5    | 8    | 6    | 7    | 38   | 1    | 37   | 14   | 16   | 11   | 16   | 173   |
| Alcohol Beverage Violation          | 3    | 10   | 2    | 3    | 6    | 1    | 0    | 2    | 3    | 4    | 1    | 5    | 40    |
| Animal Cruelty                      | 0    | 0    | 0    | 1    | 0    | 0    | 0    | 0    | 0    | 0    | 0    | 0    | 1     |
| Animal Complaints                   | 10   | 8    | 8    | 14   | 8    | 31   | 6    | 27   | 14   | 11   | 11   | 8    | 156   |
| Arson                               | 0    | 0    | 0    | 0    | 0    | 0    | 0    | 0    | 0    | 0    | 0    | 0    | 0     |
| Assault/2nd Degree                  | 1    | 0    | 3    | 4    | 0    | 3    | 4    | 1    | 1    | 0    | 7    | 0    | 24    |
| Assist Fire Dept.                   | 8    | 3    | 4    | 2    | 8    | 14   | 0    | 11   | 9    | 5    | 5    | 3    | 72    |
| Assist Rescue                       | 12   | 25   | 12   | 6    | 14   | 26   | 0    | 24   | 12   | 24   | 10   | 17   | 182   |
| Assist Other Police Departments     | 14   | 17   | 8    | 7    | 10   | 33   | 2    | 44   | 14   | 13   | 12   | 11   | 185   |
| Attempt to Locate                   | 0    | 0    | 0    | 0    | 0    | 0    | 0    | 0    | 1    | 0    | 0    | 0    | 1     |
| Attempted Suicide                   | 0    | 0    | 0    | 1    | 0    | 1    | 0    | 0    | 0    | 0    | 1    | 0    | 3     |
| Attempted 1st Degree Assault        | 0    | 0    | 0    | 0    | 0    | 0    | 0    | 0    | 0    | 0    | 0    | 0    | 0     |
| Bad Checks                          | 11   | 4    | 14   | 0    | 0    | 0    | 1    | 1    | 9    | 3    | 2    | 1    | 46    |
| Bail Jump/Contempt                  | 4    | 0    | 0    | 0    | 0    | 0    | 0    | 0    | 0    | 0    | 0    | 0    | 4     |
| Burglary                            | 1    | 1    | 1    | 1    | 0    | 1    | 2    | 2    | 0    | 2    | 1    | 2    | 14    |
| Citizen Complaints/ Assists         | 21   | 24   | 25   | 8    | 9    | 45   | 0    | 35   | 35   | 23   | 11   | 7    | 243   |
| Conduct After Accident              | 0    | 0    | 0    | 0    | 0    | 0    | 0    | 0    | 0    | 1    | 2    | 0    | 3     |
| Counterfeit Money                   | 0    | 0    | 0    | 0    | 0    | 0    | 0    | 0    | 0    | 0    | 0    | 0    | 0     |
| Criminal Mischief                   | 1    | 1    | 1    | 6    | 6    | 2    | 3    | 3    | 7    | 10   | 3    | 8    | 51    |
| Criminal Threatening                | 1    | 0    | 2    | 1    | 1    | 0    | 1    | 0    | 0    | 0    | 0    | 1    | 7     |
| Criminal Trespass                   | 0    | 0    | 0    | 1    | 0    | 0    | 11   | 0    | 0    | 0    | 0    | 0    | 12    |
| Disobeying Police Officer           | 0    | 0    | 0    | 0    | 0    | 0    | 0    | 0    | 0    | 0    | 1    | 2    | 3     |
| Disorderly Conduct                  | 1    | 0    | 0    | 0    | 0    | 0    | 0    | 0    | 1    | 0    | 0    | 0    | 2     |
| Dispatch Calls                      | 1800 | 1545 | 1712 | 1804 | 1642 | 1537 | 1776 | 1704 | 1569 | 2186 | 2077 | 2018 | 21370 |
| Domestic Disturbance                | 3    | 1    | 4    | 3    | 2    | 4    | 0    | 2    | 0    | 2    | 4    | 1    | 26    |
| Driving While Intoxicated           | 4    | 3    | 5    | 3    | 5    | 1    | 1    | 5    | 2    | 6    | 0    | 8    | 43    |
| Drug Arrests                        | 1    | 3    | 0    | 0    | 3    | 2    | 2    | 1    | 3    | 2    | 0    | 1    | 18    |
| Drunkenness                         | 0    | 0    | 0    | 0    | 0    | 0    | 0    | 0    | 0    | 0    | 0    | 0    | 0     |
| E911 Error Calls                    | 9    | 6    | 6    | 7    | 6    | 15   | 0    | 11   | 5    | 2    | 3    | 5    | 75    |
| Endangering Child                   | 0    | 0    | 0    | 0    | 2    | 0    | 1    | 0    | 0    | 0    | 0    | 0    | 3     |
| False Fire Alarm                    | 0    | 0    | 0    | 0    | 0    | 0    | 0    | 0    | 0    | 0    | 0    | 0    | 0     |
| False Imprisonment                  | 0    | 0    | 0    | 0    | 0    | 0    | 0    | 0    | 1    | 0    | 0    | 0    | 1     |
| False Report                        | 0    | 0    | 0    | 0    | 0    | 0    | 1    | 0    | 0    | 0    | 0    | 0    | 1     |
| Forgery                             | 0    | 0    | 0    | 0    | 0    | 1    | 0    | 0    | 0    | 0    | 0    | 0    | 1     |

| CATEGORY                           | JAN | FEB | MAR | APR | MAY | JUN | JUL | AUG | SEP | OCT | NOV | DEC | TOTAL |
|------------------------------------|-----|-----|-----|-----|-----|-----|-----|-----|-----|-----|-----|-----|-------|
| Fraud                              | 1   | 1   | 0   | 1   | 0   | 3   | 0   | 0   | 1   | 0   | 0   | 0   | 7     |
| Fugitive from Justice              | 0   | 0   | 0   | 0   | 0   | 0   | 1   | 0   | 0   | 0   | 0   | 0   | 1     |
| Habitual Offender                  | 0   | 1   | 0   | 0   | 0   | 0   | 0   | 0   | 0   | 0   | 0   | 0   | 1     |
| Harassment                         | 2   | 1   | 1   | 1   | 1   | 0   | 1   | 1   | 1   | 0   | 1   | 1   | 11    |
| Indecent Exposure                  | 0   | 0   | 0   | 0   | 0   | 0   | 0   | 0   | 0   | 0   | 0   | 0   | 0     |
| Kidnapping                         | 0   | 0   | 0   | 0   | 0   | 0   | 0   | 0   | 0   | 0   | 0   | 0   | 0     |
| Littering                          | 0   | 0   | 0   | 0   | 0   | 0   | 1   | 0   | 0   | 0   | 0   | 0   | 1     |
| Lost/Stolen Registration           | 0   | 1   | 2   | 0   | 0   | 1   | 0   | 0   | 1   | 0   | 0   | 0   | 5     |
| Mental Person                      | 0   | 0   | 0   | 0   | 0   | 0   | 0   | 0   | 1   | 0   | 0   | 0   | 1     |
| Missing Juvenile                   | 0   | 0   | 0   | 1   | 1   | 0   | 1   | 0   | 1   | 0   | 2   | 1   | 7     |
| Missing Adult                      | 0   | 0   | 0   | 0   | 0   | 2   | 0   | 1   | 0   | 0   | 0   | 1   | 4     |
| Motor Vehicle Accidents            | 9   | 4   | 11  | 5   | 10  | 3   | 5   | 9   | 6   | 8   | 5   | 12  | 87    |
| Motor Vehicle Summons              | 50  | 64  | 51  | 70  | 53  | 28  | 64  | 44  | 36  | 63  | 76  | 49  | 648   |
| Motor Vehicle Warnings             | 169 | 187 | 134 | 94  | 97  | 68  | 129 | 117 | 136 | 291 | 298 | 284 | 2004  |
| Motor Vehicle Theft                | 0   | 0   | 0   | 0   | 0   | 1   | 1   | 1   | 0   | 0   | 0   | 0   | 3     |
| Noise Ordinance                    | 0   | 0   | 1   | 7   | 4   | 7   | 0   | 8   | 3   | 4   | 0   | 3   | 37    |
| Obstruction of Gov. Administration | 0   | 0   | 0   | 0   | 0   | 0   | 0   | 0   | 0   | 0   | 0   | 0   | 0     |
| Open Container                     | 1   | 0   | 1   | 7   | 1   | 0   | 1   | 4   | 1   | 1   | 2   | 1   | 20    |
| Operating After Suspension         | 2   | 1   | 0   | 3   | 2   | 1   | 5   | 2   | 2   | 3   | 5   | 4   | 30    |
| Parking Tickets                    | 24  | 20  | 17  | 22  | 26  | 5   | 3   | 2   | 89  | 42  | 74  | 56  | 380   |
| Possession of Tobacco              | 0   | 2   | 0   | 0   | 1   | 2   | 1   | 0   | 0   | 1   | 0   | 2   | 9     |
| Possession of Fireworks            | 0   | 0   | 0   | 0   | 0   | 0   | 0   | 0   | 0   | 0   | 0   | 0   | 0     |
| Possession of Stolen Property      | 0   | 0   | 0   | 0   | 0   | 1   | 0   | 2   | 0   | 0   | 0   | 0   | 3     |
| Protective Custody                 | 2   | 2   | 6   | 5   | 6   | 2   | 11  | 3   | 0   | 20  | 5   | 2   | 64    |
| Reckless Operation                 | 0   | 0   | 0   | 1   | 1   | 0   | 4   | 0   | 1   | 2   | 0   | 0   | 9     |
| Reckless Conduct                   | 0   | 0   | 0   | 0   | 0   | 1   | 1   | 0   | 0   | 0   | 0   | 1   | 3     |
| Resisting Arrest                   | 1   | 0   | 1   | 0   | 0   | 0   | 0   | 0   | 1   | 0   | 0   | 2   | 5     |
| Restraining Orders                 | 2   | 3   | 1   | 0   | 2   | 0   | 3   | 0   | 2   | 1   | 0   | 2   | 16    |
| Robbery                            | 0   | 0   | 1   | 0   | 0   | 0   | 0   | 0   | 0   | 0   | 0   | 0   | 1     |
| Sex Offender Registration          | 0   | 0   | 0   | 0   | 0   | 0   | 0   | 0   | 0   | 0   | 0   | 0   | 0     |
| Sexual Assault                     | 0   | 0   | 0   | 0   | 0   | 0   | 1   | 1   | 1   | 0   | 0   | 0   | 3     |
| Suspicious Vehicle/ Person         | 0   | 1   | 1   | 1   | 4   | 9   | 1   | 8   | 4   | 12  | 4   | 2   | 47    |
| Taking Without Consent             | 0   | 0   | 0   | 0   | 0   | 0   | 0   | 0   | 0   | 0   | 0   | 0   | 0     |
| Thefts                             | 19  | 11  | 8   | 12  | 6   | 8   | 7   | 1   | 2   | 1   | 7   | 9   | 91    |
| Truancy                            | 0   | 0   | 0   | 0   | 0   | 0   | 0   | 0   | 0   | 0   | 0   | 0   | 0     |
| Untimely Death                     | 0   | 1   | 0   | 0   | 0   | 0   | 0   | 0   | 1   | 0   | 0   | 0   | 2     |
| Violation of Protective Order      | 1   | 0   | 0   | 1   | 1   | 1   | 0   | 0   | 0   | 0   | 0   | 1   | 5     |
| Warrant Service                    | 1   | 1   | 1   | 1   | 1   | 1   | 2   | 1   | 1   | 1   | 1   | 0   | 12    |
| Weapons Violation                  | 0   | 0   | 0   | 0   | 0   | 0   | 0   | 1   | 0   | 0   | 0   | 1   | 2     |
| Willful Concealment                | 0   | 0   | 0   | 0   | 1   | 0   | 0   | 0   | 0   | 0   | 0   | 0   | 1     |

# Animal Control

---

Henniker Animal Control continues to be very active. As the number of complaints and calls for service increase, so does the variety of incidents.

The number of dogs living in Henniker continue to increase. Dog registrations has increased, ensuring rabies vaccination and identification.

The cattle found on the top of Colby Hill, remain at the animal shelter. Oral arguments were presented and the State Supreme Court recently ruled in favor of the town. The animals are doing well.

In January, two foxes were processed and tested by the state laboratory, which confirmed that they were rabies positive. One couple returning home from the annual town meeting were attacked by a fox. The animal was dispatched and tested positive for rabies. One dog was quarantined for six months due to his exposure to a rabid fox which was removed from under the owner's porch.

With that in mind, we must remember that rabies is here and will always be a threat. All animals must continue to be vaccinated and care must be taken when dealing with all animals.

Rabies is a threat to all--an incurable deadly disease. It is an acute viral disease that attacks the central nervous system. The virus is concentrated in the saliva (spit) of the infected animals and is generally transmitted from an infected wild or domestic animal by a bite, a lick to open wounds or cuts, or nerve tissue or saliva introduced into cuts or the mucous membranes of the nose, eyes or mouth.

Rabid animals are not always easy to identify. Not all rabid animals foam and drool at the mouth. The animals may stagger, appear restless, be aggressive, and yes, some may attack humans. They may appear very

friendly, exhibit a difference in their barks or howls, seem to be choking, or they may show no signs of the disease at all.



## **BE CAREFUL Protect Your Family, Yourself, and Your Neighbors ! ! !**

Knowing some basic facts about rabies and wildlife will enable you and your family to enjoy Henniker's great outdoors. If you need assistance, further information or an answer to a question please call:

- ◆ Henniker Police Department, 428-3213
- ◆ Henniker Health Officer, 428- 3221
- ◆ NH Fish & Game, 271-3421
- ◆ NH Div. of Public Health, 271-4496

In closing I would like to say to the **Residents of Henniker--"THANK YOU"** for all your time, support and cooperation during the past year!

**Respectfully submitted,  
Walter Crane  
Animal Control Officer**

# Reports of the Fire Department

The Fire Department responded to 246 calls in 1998. In comparison to 180 calls in 1997, it has been a busy year.

The new utility truck which arrived early in the year has been a great asset to the town. It enables the department to carry an ice sled, as well as the "Jaws of Life," and other equipment needed to extricate victims of accidents.

Every year the department replaces two of the older Scott Air Pacs and some of the fire hoses in order to keep our equipment up to date. This year we added a foam fire-fighting system to our first line truck.

In the 1999 budget we propose a new tanker to replace a 1978 chassis we acquired second-hand from the Highway Department. The tank on the 1978 chassis, which the firefighters built themselves, is now leaking and the truck needs to be replaced.

The Fire Department and Rescue Squad continue to work together cooperatively. Several members are certified in both fire fighting and rescue.

We thank you for the support the town has given us during the past year. Visitors are welcome to view the equipment at the fire and rescue building.



*School Emergency Preparedness Class  
at Pat's Peak - 1998*

**Respectfully submitted,  
E. Benjamin Ayer, Chief**

# Rescue Squad

The Rescue Squad completed a very successful year in 1988. The squad completed the warrant article appropriations with the purchase of a new Hewlett Packard cardiac monitor/defibrillator and a new 1998 Freightliner/Road Rescue ambulance. The cardiac monitor meets all the new standards for emergency care. The ambulance is an upgrade to a heavier style truck to achieve a longer service life at less maintenance.

The squad responded to 356 calls for assistance in 1998. This represents almost a 10% increase in calls and is very active for a volunteer call type department. Trauma emergencies continue to be the majority of emergencies representing 41% of all calls. Cardiac emergencies are second with approximately 10% of calls being for chest pain.

Daytime personnel coverage during the work week continues to be a serious concern. As the number of calls becomes greater, it is increasingly difficult to obtain trained and licensed responders that can leave their employment to respond to the call and transport to the hospital. The squad re-certified most of its members this past fall through the National Registry of Emergency Medical Technicians, which will allow that group to re-license as ambulance attendants in March 1999 with the Department of Public Health.

This past year several squad members moved to other communities and retired from the Rescue Squad. The squad will miss long time members including John "Woody" Belt, Shelagh Mannix-Mitchell, and Shawn Mitchell. At the conclusion of 1998, membership included: James Crane, Chief; Cathy McComish, Assistant Chief; Andrew Patterson, Training Officer; Tom French, Safety Officer; Carl Hamel, Clerk; and members Brent Bell, Kathye Bell, Carl "Rocky" Bostrom, Jean Buckley-Smith, Cindi Burns, Julie Clemens, Jeff Connor, Dick Edmunds, Varyl French, Nicole Gagnon, Warren Lapham, Marty Lamoureux, Wendy MacAllister, William Patten, Rebecca Paul, Alyssa Pockell, Kelly Senecal, and Matt Wayland.

I would like to thank each of the members for their service and the community for its continued support.

**Respectfully submitted,  
James K. Crane, Chief**

# Town Forest Fire Warden and State Forest Ranger

To aid your Forest Fire Warden, Fire Department, and State Forest Ranger, contact your local Warden or Fire Department to find out if a permit is required before doing **ANY** outside burning. Violations of RSA 227-L:17, the fire permit law, and the other burning laws of the State of New Hampshire are misdemeanors punishable by fines of up to \$2,000 and/or a year in jail. Violators are also liable for all fire suppression costs.

There are 10 Forest Rangers who work for the N.H. Division of Forests and Lands, Forest Protection Bureau. State Forest Rangers are available to assist communities with forest fire suppression, prevention and training programs, as well as the enforcement of forest fire and timber harvest laws. If you have any questions regarding forest fire or timber harvest laws, please call the N.H. Division of Forests and Lands at 271-2217.

There are 2,400 Forest Fire Wardens and Deputy Wardens throughout the state. Each town has a Forest Fire Warden and several Deputy Wardens who assist the Forest Rangers with forest fire suppression, prevention, and law enforcement. Early in 1998, we experienced an ice storm, which caused severe damage to forests in New Hampshire. This damage created a greater potential fire hazard, as well as safety hazards to many areas of the state. Your local Fire Warden and Forest Rangers need your assistance in preventing wildfires in these hard hit areas and throughout the state. If you need assistance or information dealing with ice damaged woodlands, please call 1-800-444-8978.

The State of New Hampshire operates 15 fire towers, two mobile patrols, and three contract aircraft patrols. The early detection and reports from citizens aid in the quick response from local fire departments. This is a critical factor in controlling the size of wildland fires and keeping the loss of property and suppression costs as low as possible.


## 1998 Fire Statistics (All fires reported through December 23, 1998)

| <u>Fires Reported by County</u> |            | <u>Causes of Fires Reported</u> |     |
|---------------------------------|------------|---------------------------------|-----|
| Belknap                         | 44         | Smoking                         | 59  |
| Carroll                         | 89         | Debris Burning                  | 38  |
| Cheshire                        | 67         | Campfire                        | 29  |
| Coos                            | 18         | Power Line                      | 14  |
| Grafton                         | 43         | Railroad                        | 9   |
| Hillsborough                    | 232        | Equipment Use                   | 24  |
| Merrimack                       | 108        | Lightning                       | 16  |
| Rockingham                      | 121        | Children                        | 95  |
| Strafford                       | 64         | OHRV                            | 6   |
| Sullivan                        | 12         | Miscellaneous                   | 53  |
| <b>TOTAL FIRES</b>              | <b>798</b> | Unknown                         | 140 |
| <i>Total Acres: 442.86</i>      |            | Fireworks                       | 6   |
|                                 |            | Arson/Suspicious                | 16  |
|                                 |            | Illegal                         | 231 |
|                                 |            | Rekindle                        | 43  |
|                                 |            | Disposal of Ashes               | 19  |

**"REMEMBER, ONLY YOU CAN PREVENT FOREST FIRES!"**

Bryan C. Nowell,  
State Forest Ranger

E. Benjamin Ayer,  
Forest Fire Warden



## **Recycling Committee**

---

The purpose of the Henniker Recycling Committee is to promote and encourage recycling in our town, and to assist and advise the selectmen and the superintendent of the transfer station/recycling center in its operations.

Over the last few years, Bob Pennock has increased the number of items which may be recycled. One of our major goals as a committee is to motivate more people to take greater advantage of these expanding opportunities to recycle. We urge everyone to increase the recycled portion of their trash. The committee is concerned that the percentage of trash being recycled has remained about the same. As one of the possible ways to increase recycling participation we are learning about the Pay-As-You-Throw (PAYT) trash disposal program. The PAYT system charges for each unit (i.e. bag, pound, etc.) of waste that is disposed. Twenty-four New Hampshire municipalities are currently using some type of PAYT trash disposal system.

The recycling committee is also looking for new members. We need your interest and ideas for the good of our town and environment, and to reduce the cost to all of us for the disposal of our town's solid waste. The committee meets on the first Wednesday of the month at 7:30 p.m. in the town hall.

This past year the committee has been trying to work with the college to encourage townwide recycling. We have advised the selectmen on problems relating to the closure of the landfill and we are also available to help and encourage businesses and landlords in their recycling efforts.

If you are interested in committee membership, please contact Joan O'Connor at 428-3530, Larry Parrish at 428-7954, or Bob Pennock at the transfer station at 428-7604.

**Respectfully submitted,  
Joan O'Connor and  
Larry Parrish  
Co-Chairs**

## **Transfer Station/Recycling Center**

---

As many of you well know, the construction is finished at the transfer station and the landfill closed, and it is quite an improvement. I would like to thank all the citizens of Henniker for their patience and cooperative during this major project, which at times created confusing and disorderly conditions at the transfer station. Now that it is finished, we can breath a sigh of relief and return to our normal operations.

In 1998, the transfer station went 64 tons over our guaranteed trash tonnage, which resulted in an additional cost of \$2,432.76. We have found the need to raise the 1999

trash tonnage to another five tons, bringing it to 2,550 tons. This is an increase of 500 tons over the last five years, or approximately one quarter of the guaranteed tonnage that we had when we first opened the transfer station/recycling center. With more effort from the community to recycle their trash, these figures could be greatly reduced. Please help to make Henniker a recycling-conscious community.

**Respectfully submitted,  
Bob Pennock  
Superintendent**

## 1997 Recycling Results

| ITEM                          | WEIGHT IN<br>TONS | MONIES<br>RECEIVED | AVOIDED<br>COSTS |
|-------------------------------|-------------------|--------------------|------------------|
| Used Clothing                 | 13.3              | \$ 1,569           | \$ 505           |
| Plastics                      | 7.7               | 686                | 292              |
| Cardboard                     | 86.5              | 3,524              | 3,285            |
| Newspapers/<br>Magazines      | 101.4             | 937                | 3,838            |
| Glass                         | 40.0              |                    | 1,520            |
| Aluminum Cans<br>(Lions)      | 4.3               |                    | 163              |
| Metal & Tin Cans              | 161.8             | 535                |                  |
| <b>TOTAL</b>                  | <b>415.6</b>      | <b>\$ 7,253</b>    | <b>\$ 9,603</b>  |
| Used Oil (estimate)           | 2,000 gal.        |                    | 1,680            |
| <b>TOTAL AVOIDED<br/>COST</b> |                   |                    | <b>\$ 11,283</b> |

***Freon was removed from 46 refrigerators and air conditioners***

### Other Monies Received

|   |                         |
|---|-------------------------|
| Transfer Station Stickers . . . . .                                 | \$ 345                  |
| Debris & Tire Coupons . . . . .                                     | 4,554                   |
| Household Hazardous Waste Day (reimbursements by other towns) . . . | 2,824                   |
| Town of Warner . . . . .  | 348                     |
| N.H. Waste Oil Grant . . . . .                                      | 668                     |
| Household Hazardous Waste State Grant . . . . .                     | 2,976                   |
| <b>TOTAL . . . . .</b>  | <b><u>\$ 10,138</u></b> |

# **Conservation Commission**

---

Last year, the Henniker Conservation Commission had a welcome infusion of new members, leading to a full commission for the first time in several years.

Over the summer, the commission reviewed its role in the community and considered its long-term goals. Members participated in a project sponsored by the Central NH Regional Planning Commission to map and list areas of conservation interest to the town and region. An intern from New England College assisted the Commission with this project and the Commission has discussed with the college's Environmental Studies faculty the possibility of future internships. In the fall, the Commission explored options, including available grant monies, for addressing the water quality problems associated with the algae blooms in French and Keyser Ponds. While cleaning these ponds is desirable, the process is extremely expensive and beyond our ability to act on immediately. The Commission will continue to monitor the problem and hopes to take action to prevent this sort of problem from occurring elsewhere in town.

During the November Community Profile Forum, the Commission received further direction when townspeople cited "preservation of open space" as one of the priorities for the town. Over the course of the next year, the Commission will be soliciting input from the community on ways to preserve Henniker's natural resources and open space.

The Conservation Commission meets on the first Wednesday of every month at 7:30 p.m. at the Town Hall. The public is always welcome at the meetings. Messages for the Commission may also be left at the town office.

**Respectfully submitted,  
Holly Green, Chair**

# **Community Band**

---

Once again, the Henniker Community Band brought the children and adults together to enjoy light summer concerts which were held on the green of the New England College Administration Building. A variety of music was presented consisting of show tunes, marches, polkas, traditional band arrangements, and sing-alongs. Especially popular are the sing-alongs with Blithe Damour as song leader and the Sousa Stars & Stripes with Don Dustin as the piccolo soloist.

The children, along with some of the parents, march around the green to a stirring march while the audience claps the time and a lively time is enjoyed by all.

The band took a respite from playing the Christmas Concert simply because many of the key players could not participate. Two choral groups and vocal soloists presented a lovely program in place of the band and although the band was sorely missed, the vocal program was welcomed and enjoyed by all. The usual carol sing, social hour, and tree lighting ceremony completed the holiday offering and we were off to a good start of the holiday season.

Last, but not least, I and the band members want to thank those who have made it possible for our concerts to become a tradition – our town leaders and the loyal members of our beautiful "only Henniker on earth."

**Respectfully submitted,  
Angela Robinson  
Band Director**

# Cable Review Committee

---

The Henniker Cable Review Committee was formed with the goals of:

- Exploring our options in terms of cable providers and services.
- Expanding cable coverage in areas of Henniker not presently served.
- Obtaining the best value in terms of cost containment and/or expansion of programming services.

To that end, the members of the committee met with representatives of MediaOne, Contoocook Valley Telephone, and a local satellite TV provider. In our meetings we sought to address these goals.

In our discussions with MediaOne, we provided input on their plans to upgrade our present cable system to a state of the art fiber optic system offering significantly increased channel capacity and options for Pay Per View services and high speed internet access. Specifically, we were able to get MediaOne to add several television stations and cable channels requested by Henniker residents to the new expanded MediaOne line up scheduled to debut this February.

We were also able to get MediaOne to extend service to additional homes while they were doing their system upgrade. Specifically, MediaOne will be extending coverage to homes on Highland Drive, French Pond Road, Old West Hopkinton Road, and Liberty Hill Road in late spring/early summer.

The system upgrade, when complete, will provide clearer, higher quality picture and sound, an increase in channel line up from our current 35 to nearly 100, and the ability to use a cable modem for very high speed internet access. Within the near future, MediaOne anticipates also being able to offer local telephone services through the home cable.

With regard to cost containment, we were unable to get MediaOne to forego or abate any price increases. Their rationale is that they are investing significant money and company resources in upgrading and expanding our cable system. However, on a cost basis, with the large increase in new channels, the cost per channel is actually dropping significantly.

A sub-committee was formed to look at other television options such as our own cable system and/or a group arrangement with a satellite provider. A community cable system was found to be cost prohibitive and the satellite providers were not forthcoming with any group proposals.

Additionally, another sub-committee explored the possibilities of a community television access station for Henniker once the MediaOne system upgrade is complete. With an initial investment in the range of \$50,000 to \$100,000 required an additional yearly funding of several thousand dollars, financial considerations proved to be prohibitive at this time.

MediaOne is not willing to assume this cost under the terms of their present contract. However, when our contract comes up for renewal in 2004, we have the opportunity to incorporate a community access station in our submission of new contract terms. If, at that time, MediaOne accepts the stipulation of a community access station in our new contract, they would build and establish the station to be run by Henniker residents. MediaOne would then pass along the cost of the station to subscribers.

We are pleased to report that no tax dollars were requested or expended by the committee in the course of its investigations and deliberations.

Respectfully submitted,

**CABLE REVIEW COMMITTEE**

Gail Abramowicz

Pete Leonard

Carl Hamel Sr.

Sheldon Parker

Geoffrey Hirsch

Thea Braiterman, Chair and  
Selectmen Ex-Officio

Ed Naille (Deering Representative)

Denise Dargie (Antrim Representative)

Bob Charron (Hillsborough Representative)

# Tucker Free Library

---

Since 1903, the Tucker Free Library has been a vital part of the community, fulfilling its conventional role of providing a diverse selection of reading materials for all ages. In recent years, as services have expanded, the library has evolved into a cultural focal point offering electronic information access, GED tutoring, talking book services, and a variety of programs.

Programs this past year included the history and techniques of rug hooking, author presentations, book discussions, story times, and reading programs. The book discussion groups, which were partially funded by two grants from the New Hampshire Humanities Council, have gained a devoted following which includes both senior citizens and young adults.

As in past years, children's programs continue to have an outstanding attendance, with a combined registration of 272 participants in the summer programs. More significant than numbers was the enthusiasm with which these children read the books and listened to the stories. The innovative "Read to Me" program, designed to encourage a love of books and stories in infants, also proved to be extremely popular. The Golden Pineapple generously donated Beanie Babies as incentives for the young listeners. The weekly preschool story time, this session coordinated by Christine Anderson and staffed by volunteer readers, continues to provide a warm, welcoming atmosphere for the very young listeners. The parents also enjoy the time as they interact with other young families. This year, the library was fortunate to have students from New England College's T.E.A.C.H. program organize two very special holiday story times. Emphasizing the library's firm commitment to promote a love of reading in children, school classes visit on a regular schedule to take out books and listen to story presentations by the staff.

Much time has been spent over the past three years in planning for the automation of the library's card catalogue and circulation system in 1999. It became obvious early in the planning that a new circulation desk and area would be needed in the adult section in order to house the electronic equipment and facilitate the flow of patron traffic. Not wishing to ask the taxpayers to fund this, the library searched for any source that might possibly provide a grant, and ultimately submitted eleven proposals. Thus far, we have been awarded \$5,000 from the Cogswell Benevolent Trust, Manchester. That amount is sufficient to construct the new desk,

which has been designed by an expert craftsman to complement and fit in with the library's beautiful existing woodwork.

The dedicated wiring for the automated system was installed in November. It was a challenging job to aesthetically establish the network in a solid granite and brick building, but it has been accomplished in a totally satisfactory manner. We are now eagerly anticipating the actual automation of the system this coming year.

Throughout the year, the library enjoyed strong support from volunteers, especially the officers of the Friends of the Library: Sylvia Lennox, Mary Corsetti, Susan Gauthier, Laurie Goldberg and Lorraine Myers. They managed to conduct one of the most successful annual sales in spite of the very inclement weather. Their fund raiser, which is made possible solely by donations from the community, has become well known enough to elicit calls from out of state people who wish to attend the sale and flea market.

As in previous years, the library was fortunate to receive donations of various kinds, including money, books, videos, puzzles, CD's, magazines, and historical items. The library was especially honored to be the recipient of funds with which to buy books in memory of Jeff Clement and John Farrar. Proceeds from past established funds continue to greatly benefit the operation of the library and also allow the purchase of equipment and books in specific categories. These proceeds include the Majorie B. Bennett, Scott J. Berry, Anna L. Childs, D&W and E.L. Cogswell, L.A. Cogswell, Willis Cogswell, Alice Colby, James A. Doon, Robert N. Fitch, Francis O. Holmes, A.D. Huntoon, Mary F. Kjellman, Henry Preston, and George Tucker Memorial Funds. The library not only appreciates the financial gains from these sources, but also the honor of having the memories of past members of the Henniker community perpetuated at the Tucker Free Library.

The past year at the library has been busy, productive, and rewarding. We realize that all the library's plans and accomplishments are made possible by the outstanding commitment which the town displays toward this institution. The Tucker Free Library would like to publicly acknowledge with gratitude the support which it receives from the community.

**Respectfully submitted,  
Peggy Ward  
Library Director**

# Tucker Free Library

## 1997 Inventory

### Books Purchased:

|                            |              |
|----------------------------|--------------|
| Adult Fiction .....        | 478          |
| Adult Non-Fiction .....    | 327          |
| Juvenile Fiction .....     | 199          |
| Juvenile Non-Fiction ..... | <u>188</u>   |
| <b>Total .....</b>         | <b>1,192</b> |

Audio Cassettes Purchased ..... 111

Video Cassettes Purchased ..... 18

Puzzles Purchased ..... 6

### Gifts:

|                       |            |
|-----------------------|------------|
| Books .....           | 250        |
| Video Cassettes ..... | 29         |
| Audio Cassettes ..... | 25         |
| CDS .....             | 5          |
| Puzzles .....         | <u>20</u>  |
| <b>Total .....</b>    | <b>329</b> |

### Circulation:

Printed Matter ..... 34,025

Audio Cassettes ..... 2,032

Video Cassettes ..... 2,215

Puzzles ..... 265

**Total .....** **38,537**

Total books added to collection ..... 1,442

Total books withdrawn from collection ..... 990

Total books in collection ..... 26,060

Total audio cassettes added to collection ..... 136

Total audio cassettes withdrawn from collection ..... 32

Total audio cassettes in collection ..... 1,116

Total video cassettes added to collection ..... 47

Total video cassettes withdrawn from collection ..... 39

Total video cassettes in collection ..... 375

Total puzzles in collection ..... 162

Total CDs in collection ..... 15

Total CD ROMs in collection ..... 11

Total 33 1/3 records in collection ..... 280

**TOTAL MATERIALS IN COLLECTION ..... 28,019**

# **Tucker Free Library**

---

## **TREASURER'S REPORT For Year Ending December 31, 1998**

### **Receipts**

|                                   |                      |
|-----------------------------------|----------------------|
| January 1, 1998 Balance           | 1,482.31             |
| 1997 Town Trust Funds             | 16,584.37            |
| Interest on Deposits              | 96.61                |
| Town of Henniker Appropriation    | 76,000.00            |
| Willis Cogswell Fund              | 7,694.61             |
| Donations & Memorials (general)   | 319.76               |
| Donations & Memorials (books)     | 120.00               |
| Copier Charges                    | 152.87               |
| Overdue Contributions             | 1,000.08             |
| Reimbursements - Books            | 753.86               |
| Reimbursements - Other            | 94.07                |
| Book Sales                        | 263.95               |
| Non-Resident Fees                 | 150.00               |
| Donations to Trusts               | 1,100.00             |
| Grants (programs)                 | 1,166.44             |
| From Capital Reserve (Automation) | 4,975.00             |
| <b>TOTAL</b>                      | <b>\$ 111,953.93</b> |

### **Expenditures**

|                            |                      |
|----------------------------|----------------------|
| Salaries & Benefits        | 72,593.79            |
| Books & Audio              | 13,798.20            |
| Periodicals                | 1,445.82             |
| Supplies                   | 3,059.89             |
| Maintenance                | 4,989.92             |
| Meetings/Memberships       | 303.31               |
| Programs                   | 1,551.10             |
| Utilities                  | 5,864.50             |
| Automation (Wiring)        | 4,975.00             |
| Document Repair & Research | 455.48               |
| To Building Repair Fund    | 263.95               |
| To Trust Funds             | 1,100.00             |
| <b>TOTAL</b>               | <b>\$ 110,400.96</b> |

### **Balance - January 1, 1999**

|                        |                    |
|------------------------|--------------------|
| Memorial Funds Balance | 1,505.61           |
| Unexpended Trust Funds | 47.36              |
|                        | <b>\$ 1,552.97</b> |

### 1996 Town Trust Funds Received (Interest)

|                       |                     |
|-----------------------|---------------------|
| G.W. Tucker           | 9,917.50            |
| D.W. & E.L. Cogswell  | 1,515.83            |
| Harry B. Preston      | 1,055.22            |
| L.A. Cogswell         | 2,339.31            |
| A.D. Huntoon          | 103.73              |
| Alice V. Colby        | 31.20               |
| Scott J. Berry        | 180.05              |
| Marjorie B. Bennett   | 1,007.56            |
| Dr. Francis O. Holmes | 110.50              |
| Mary F. Kjellman      | 124.40              |
| Robert N. Fitch       | 199.07              |
| <b>TOTAL</b>          | <b>\$ 16,584.37</b> |

### Balance of Memorial Funds

#### **Marjorie B. Bennett**

|                                  |                  |
|----------------------------------|------------------|
| Balance December 31, 1997        | 783.05           |
| Interest Received                | 1,007.56         |
| Expended                         | 1,007.96         |
| <b>Balance December 31, 1998</b> | <b>\$ 782.65</b> |

#### **Scott J. Berry**

|                                  |                  |
|----------------------------------|------------------|
| Balance December 31, 1997        | 627.05           |
| Interest Received                | 180.05           |
| Expended                         | 346.36           |
| <b>Balance December 31, 1998</b> | <b>\$ 460.74</b> |

#### **Robert N. Fitch**

|                                  |                  |
|----------------------------------|------------------|
| Balance December 31, 1997        | 28.34            |
| Interest Received                | 199.07           |
| Expended                         | 0.00             |
| <b>Balance December 31, 1998</b> | <b>\$ 227.41</b> |

#### **Francis O. Holmes**

|                                  |                |
|----------------------------------|----------------|
| Balance December 31, 1997        | 18.56          |
| Interest Received                | 110.50         |
| Expended                         | 26.44          |
| <b>Balance December 31, 1998</b> | <b>\$ 2.62</b> |

#### **Mary F. Kjellman**

|                                  |                 |
|----------------------------------|-----------------|
| Balance December 31, 1997        | 19.55           |
| Interest Received                | 124.40          |
| Expended                         | 11.76           |
| <b>Balance December 31, 1998</b> | <b>\$ 32.19</b> |

**TOTAL** ..... **\$1,505.61**

**James W. Doon Memorial Fund**

|                                  |                  |
|----------------------------------|------------------|
| Balance December 31, 1997        | 511.61           |
| Deposit                          | 28.72            |
| Interest Received                | 8.29             |
| Expended                         | 0.00             |
| <b>Balance December 31, 1998</b> | <b>\$ 548.62</b> |

**Anna L. Childs Memorial Fund**

|                                  |                    |
|----------------------------------|--------------------|
| Balance December 31, 1997        | 5,086.29           |
| Interest Received                | 267.14             |
| Expended                         | 0.00               |
| <b>Balance December 31, 1998</b> | <b>\$ 5,353.43</b> |

**TOTAL** ..... **\$1,505.61**

**Contributions to Trust Funds**

|                   |                   |
|-------------------|-------------------|
| Robert N. Fitch   | 1,000.00          |
| Francis O. Holmes | 100.00            |
| <b>TOTAL</b>      | <b>\$1,100.00</b> |

**Tucker Free Library Building Fund**

|                                  |                   |
|----------------------------------|-------------------|
| Balance December 31, 1997        | 506.89            |
| Deposits from Sales of Books     | 263.95            |
| Interest Received                | 22.21             |
| Cogswell Benevolent Fund Grant   | 5,000.00          |
| <b>Balance December 31, 1998</b> | <b>\$5,793.05</b> |

# Concord Regional Visiting Nurse Association

The Concord Regional Visiting Nurse Association continues to offer three major health services to the residents of Henniker: Home Care, Hospice and Community Health Services.

**Home Care Services** respond to the health care needs of those patients with acute or chronic illnesses that require skilled professional and para-professional care so they may return to or remain in their homes. Emphasis is on promoting independence and maximum functioning of the patient within the least restrictive setting.

**Hospice Services** provide professional and para-professional services to the terminally ill patient with a limited life expectancy. The goal is to enhance the quality of the patient's remaining life by helping him/her to remain at home in comfort and dignity. Emphasis is on pain and symptom management and skilled intervention to meet the patient's special physical, emotional and spiritual needs.

In April of 1994, Hospice expanded its services to provide residential care with the opening of New Hampshire's first Hospice House. To date, this house has provided a home to approximately 400 terminally ill residents.

**Community Health Services** include health education, health maintenance, and preventive health services. The program includes preventive care, adult and senior health, child health, Baby's First Homecoming, immunizations for all ages, school linked clinics, parent education and support, health education, and nutritional counseling.

Community health includes health promotion services which focus on the low and marginal income families and individuals to prevent illness by professional assessment and screening for health risks and needs, by early intervention to prevent, eliminate or minimize the impact of illness and/or disability, and by anticipatory guidance and health teaching. Emphasis is on promoting healthy children, families and individuals through early intervention and health teaching. Services rendered in the clinic setting are: child health, adult screening, and immunizations. Home visits are made in crisis situations or when needed health care cannot be given in the clinic. Senior health services are provided at congregate housing sites.

Professional and para-professional hourly home services are provided on a private fee-for-service basis. Health education and instruction are part of each home visit or clinic visit.

Anyone in Henniker may request service - patient, doctor, health facility, pastor, friend or neighbor. All requests are answered, but continuing home care will only be provided with a physician's order.

## TOTAL VISITS 10/1/97 - 9/30/98

|                        | No. of Clients | Visits |
|------------------------|----------------|--------|
| Home Care/Hospice      | 82             | 2,938  |
| Community Health Svcs. | 53             | 125    |
| • Immunizations        | 6              | 6      |
| • Dental               | 4              | 8      |
| • Child Health         | 4              | 4      |
| • Child Development    | 2              | 2      |
| • Senior Health        | 17             | 67     |
| • Baby's Homecoming    | 18             | 18     |
| • Parent Friend        | 2              | 20     |
| Total                  | 135            | 3,063  |

1 Immunization Clinic  
12 Senior Health Clinics  
2 Flu Clinics  
3 Adult Bereavement Support Groups  
1 Children Bereavement Support Group  
1 Hospice Volunteer Training Group

A call to Concord Regional Visiting Nurse Association (224-4093) is all that is necessary to start services or make inquiries. The CRVNA office is open Monday through Friday from 7:30 a.m. to 5:00 p.m. A nurse is on call for hospice and home care patients: (224-4093) from 4:30 p.m. to 7:30 a.m. daily.

Federal regulations specify a charge is applicable to all visits. Fees are scaled for the individual without health insurance and/or who is unable to pay the full charge. However, to fee scale, federal regulations require a financial statement be completed by the patient or responsible person. Town monies subsidize those visits that are scaled or that no fee is collectible.

This agency is certified as a Medicare/Medicaid Provider, licensed by the State of New Hampshire, accredited by the Joint Commission on Accreditation of Healthcare Organizations (JCAHO) and is a member agency of the United Way of Merrimack County.

# University of New Hampshire Cooperative Extension

---

The UNH Cooperative Extension provides Merrimack County residents with researched-based education and practical information, enhancing their ability to make informed decisions that strengthen youth, families and communities, sustain natural resources, forests, wildlife and agriculture, and improve the economy.

Because of our partnership with Merrimack County, the State of New Hampshire, and the federal government, we go by the special name of "UNH Cooperative Extension." In every Merrimack County community, this partnership is at work increasing economic development, enhancing the environment, and developing human potential.

Merrimack County residents also benefit from statewide Extension programming. Among these many local and state efforts are monitoring water quality in our lakes and rivers, reducing the use of pesticides, parenting programs, 4-H and youth development programs, land use management, food safety, forest stewardship, family finances, meeting the needs of low income families, strengthening our communities, developing a strong volunteer base through our local Advisory Council, Master Gardeners, Family Focus parenting volunteers and 4-H leaders, and providing research-based information to citizens.

A major statewide Extension initiative, "Strengthening New Hampshire Communities," has impacted Merrimack County. County staff have worked with many of the communities in a variety of ways. Community Profiles have been held in Henniker, Loudon and Pittsfield within the past two years. This community event helps community members create a vision about what they want their community to be like and then helps form action groups to work towards their goals. Follow up support is available from UNH Cooperative Extension staff.

Other community efforts include after school programs, teen assessment projects, land use management planning, wellness teams, town office visits, Master Gardeners, working with schools on maintenance of landscaped areas, and providing updated Extension publication notebooks to all town libraries. A family resource center and after-school project in Boscawen sees staff working with the community.

The staff in Merrimack County includes the following Extension educators: Judith Bush, Debbie Cheever, Nancy Evans, Tim Fleury, Kathleen Jaworski, Debbie Luppold, John Porter, David Seavey, Marilyn Sullivan, and three support staff. Educators reach approximately 1.5 out of every four families in the county.

Visit our office located at 315 Daniel Webster Highway in Boscawen (right next to the Merrimack County Nursing Home). We are open Monday through Friday, 8 a.m. to 4 p.m. Call us at 225-5505 and 796-2151, or find us on the Web at [HTTP://CEINFO.UNH.EDU](http://CEINFO.UNH.EDU).



-72-

- 2 -

I have attached a detailed summary which provides a brief description of our programs and the number of Henniker residents who participated in them.

The staff of the Kearsarge Valley Area Center wish to thank you and the Town of Henniker for your support in the past. With your continued interest, we will be able to continue to provide needed services to the members of your community.

Sincerely,

Barbara Chellis, Area Director  
Kearsarge Valley Area Center

BC:enr/elain826  
Attachments

COMMUNITY ACTION PROGRAM  
BELKNAP-MERRIMACK COUNTIES, INC.

1999 KEARSARGE VALLEY AREA CENTER  
PROJECTED OPERATING BUDGET

PERSONNEL:

|                               |              |
|-------------------------------|--------------|
| Area Center Director          | \$ 22,731    |
| Outreach Worker               | 5,879        |
| (30 weeks at 22.5 hours)      |              |
| Payroll Taxes/Fringe Benefits | <u>5,906</u> |
|                               | \$ 34,516    |

OTHER COSTS:

|                                  |              |
|----------------------------------|--------------|
| Program Travel 5,000 miles x .28 | 1,400        |
| Rent                             | 2,940        |
| Telephone                        | 2,200        |
| Postage                          | 370          |
| Office/Copier/Computer/Supplies  | 1,200        |
| Advertising                      | 50           |
| Staff Development                | 100          |
| Publications/Subscriptions       | 295          |
| Liability and Fire Insurance     | <u>375</u>   |
|                                  | <u>8,930</u> |

TOTAL BUDGET: \$ 43,446

|                 |            |   |               |
|-----------------|------------|---|---------------|
| Federal Share:  | 10%        | - | \$ 4,514      |
| All Town Share: | <u>90%</u> | - | <u>38,932</u> |
| Total:          | 100%       | - | \$ 43,446     |

SUMMARY OF SERVICES 1998  
 PROVIDED TO  
 HENNIKER RESIDENTS  
 KEARSARGE VALLEY AREA CENTER  
 BELKNAP-MERRIMACK COMMUNITY ACTION PROGRAM

| SERVICE DESCRIPTION  | UNITS OF SERVICE | HOUSEHOLDS/PERSONS | TOTAL VALUE |
|--|------------------|--------------------|-------------|
| <b>COMMODITY SUPPLEMENTAL FOOD PROGRAM</b>   |                  |                    |             |
| is a nutrition program that offers participants free nutritious foods to supplement their daily diet. The program serves children under six years of age, women during pregnancy and up to 12 months after the birth of their baby and low income elderly. Food is distributed from our Concord warehouse. Value \$21.55 per unit. *(An individual may not be enrolled in both the WIC Program and CSFP but a family may have members on both programs.) | PACKAGES--233    | PERSONS--20        | \$5,021.15  |
| <b>FUEL ASSISTANCE</b> is available to income eligible households to help with energy costs during the prime heating season. Priority is given to the elderly and disabled. The average benefit for the 1997-98 program was \$359.00   | APPLICATIONS--28 | PERSONS--55        | \$10,010.10 |
| <b>MEALS-ON-WHEELS</b> provides the delivery of nutritionally balanced hot meals to homebound elderly or adult residents five days per week. Value \$6.17 per meal.  | MEALS--2519      | PEOPLE--32         | \$15,542.23 |
| <b>WOMEN, INFANTS AND CHILDREN</b> provides specific food to supplement daily diet of pregnant or nursing women as well as children under five. Participants receive medical/nutritional screening, counseling and education. Value includes cost of vouchers and clinical services at \$38.50 per unit.   | VOUCHERS--356    | PERSONS--30        | \$13,706.00 |
| <b>HEAD START</b> is a child development program serving children before they enter public school. Classroom and in-home learning services are provided for both children and their families. Value \$6500 per child.  | CHILDREN--1      |                    | \$6,500.00  |

| SERVICE DESCRIPTION   | UNITS OF SERVICE | HOUSEHOLDS/PERSON | TOTAL VALUE |
|---|------------------|-------------------|-------------|
| CAT TRANSPORTATION provides regularly scheduled transportation to and from towns in Merrimack County to medical and professional facilities, shopping centers, and congregate meal sites. Value \$7.50 per ridership. |                  |                   |             |
|   | RIDES--291       | PERSONS--8        | \$2,182.50  |
| USDA COMMODITY FOODS are distributed directly to local food pantries and soup kitchens on a quarterly basis. These pantries and soup kitchens service all in need, not just town residents. Values are:               |                  |                   |             |
| Applesauce \$10.58 per case   | 3                |                   | \$31.74     |
| Corn \$9.24   | 3                |                   | \$27.72     |
| Tuna \$30.35  | 3                |                   | \$91.05     |
| Veg. Beans \$6.68   | 2                |                   | \$13.36     |
| Orange Juice \$10.98  | 3                |                   | \$32.94     |
| Macaroni \$8.71   | 3                |                   | \$26.13     |
| Prunes \$19.14  | 4                |                   | \$76.56     |
| Figs \$17.12  | 1                |                   | \$17.12     |
| Corn Flakes \$15.39   | 2                |                   | \$30.78     |
| Tomato Sauce \$5.90   | 6                |                   | \$35.40     |
| Spaghetti \$6.98  | 9                |                   | \$62.82     |
| Pears \$18.87   | 3                |                   | \$56.61     |
| Rice \$11.05  | 3                |                   | \$33.15     |
| Milk, instant \$31.31   | 2                |                   | \$62.62     |
| Peanut Butter \$37.94   | 7                |                   | \$265.58    |
| Dehy Potatoes \$16.50   | 4                |                   | \$66.00     |
| Salmon \$24.05  | 9                |                   | \$216.45    |
| Rice Cereal \$11.90   | 11               |                   | \$130.90    |
| Green Beans \$7.22  | 7                |                   | \$50.54     |
| Beans, navy pea \$7.25  | 3                |                   | \$21.75     |
| Corn Cereal \$15.96   | 4                |                   | \$63.84     |
| Beef \$45.47  | 6                |                   | \$272.82    |
| Flour mix \$9.69  | 3                |                   | \$29.07     |
| Grapefruit Juice \$8.65   | 8                |                   | \$69.20     |
| Potatoes, canned \$6.91   | 8                |                   | \$55.28     |
| Potatoes, instant \$18.35   | 4                |                   | \$73.40     |
| Grapefruit, fresh \$6.52  | 2                |                   | \$13.04     |
| Pears, fresh \$15.13  | 3                |                   | \$45.39     |
| Oranges, fresh \$7.77   | 2                |                   | \$15.54     |
| GRAND TOTAL   | >>>              | GRAND TOTAL       | \$54,948.78 |

INFORMATION AND REFERRAL--CAP provides utility, landlord/tenant, legal and health counseling as well as referrals for housing, transportation and other life concerns. These support/advocacy services are not tracked.

# White Birch Community Center

---

White Birch Community Center is a private, non-profit organization which focuses on the educational, social, and recreational needs of the community so as to enable people to create a balance of work and leisure. In addition to offering the programs highlighted below, the Center also provides licensed child care for children ages 18 months to 12 years, and half-day nursery school for 3 and 4 year olds.

## Youth Program Summary

In collaboration with the Henniker Community School, the Henniker PTA, John Stark Regional High School, New England College, and the Henniker Athletic Committee, the Center continued its new program for middle-level students in grades 5-8 called, "Henniker's After School Enrichment Program." The program offers youth a variety of interesting things to do after school. Community members have offered wonderful after school programs such as Autodesk's "Design Your Own Web Page," improv comedy, outdoor orienteering, jewelry-making, candies and cakes, art, and basketball. Very special thanks go to Principal Fred Roberts of the Henniker Community School, Sasha Kutsy of New England College, Mary Ellen Schule of White Birch, and the Henniker Athletic Committee for helping to make this important program so successful.

From July through August, the Center holds a Summer Day Camp for elementary age children. Camp offered seven weeks of fun this past year. Some of the highlights were: 1) during a trip to the State House, Representative Barbara French awarded the campers from "Make a Difference" week individual certificates for their community service work; 2) campers spent a whole week outdoors at Camp Tuckernuck in Deering, even spending a night under the stars; and 3)

campers apprenticed at local businesses during "Get a Job" week (*many many* thanks to **Country Maid Market, Edmunds Hardware Store, Henniker Police Department, Henniker Post Office, Hillsboro Youth Services, Mandi's Eats & Sweets, Merrimack Farm & Country Store, The News Messenger, and the Town of Henniker!**).

Outdoor Adventure Days for youths in grades 5-8 offered great trips this summer. The seven trips were to the Space Center, Surf Coaster, Canobie Lake Park, The Rock Barn, Water Country, the Boston Red Sox, and FunSpot.

White Birch also sponsors various community-wide children's events such as our "Children's Fair," "Children's Halloween Party," and "Breakfast with Santa." The Center wishes to acknowledge the fraternity and sorority organizations and the Office of Community Service at New England College for their valuable assistance in making these events possible. Great thanks also to the many John Stark and Henniker Community School students who volunteer their time and talents to our community events.

## Senior Citizen Program

The Center has 462 senior citizens on our mailing list. Our goal is to continue with day trips, special events, monthly luncheons, and holiday activities, while informing residents about upcoming seminars and other local events of interest. Our annual picnic at Tall Pines Cottages on Keyser Pond is a wonderful chance for people to come together at the end of summer. The support of Carol Gaidos, our Volunteer Senior Citizen Program Coordinator, has been the most important factor in our being able to provide these services to local citizens.

**Respectfully submitted,  
Jackie Cowell  
Executive Director**

# Henniker Rotary Club

---

The Henniker Rotary Club is a group of approximately 30 business and professional people from Henniker and Hillsborough who meet weekly for the purpose of providing service to the local and international community and developing friendships while providing that service. It is one of nearly 28,000 clubs worldwide. The motto is "Service Above Self." The service area of the Henniker Rotary Club includes Henniker, Hillsborough and Deering. We meet weekly on Thursday morning at 7:30 at the Congregational Church Parish House. The meeting lasts for one hour. People who are interested in joining the Rotary Club are encouraged to talk to a member and attend a club meeting.

The Rotary Club held three major fund raising events in the past year. In the fall, the annual Rotary Goods and Services Auction was supported with the generous contributions from most of the business community. In the winter, the spaghetti supper was held in Hillsborough in support of the Hillsborough High School Robotics Team. In the spring, the annual Rabies Clinic was held. This provides both the service of inexpensive and convenient rabies vaccinations as well as a fund raiser because of the generous donations of veterinarian, Dr. Leo Dube, and other volunteers. This past year's Rabies Clinic provided support to "Wings of Dawn." The club also conducts a Duck Race every other year in conjunction with "Old Home Days." The last Duck Race raised over \$6,000 which was used to purchase equipment for the new playground at the Henniker Community School. Look for a Duck Race this coming summer.

Each year, the Rotary Club provides scholarships to graduating seniors of John Stark and Hillsborough-Deering High School, as well as residents of the towns of Henniker, Hillsborough and Deering who are graduating from high school. The Rotary Club sponsors high school international exchange students. This year we are sponsoring a Hillsborough-Deering High School student in Ecuador for the year. In addition, Rotary International provides one Ambassadorial Scholarship each year worth \$22,000 to a resident of New Hampshire or Vermont to do graduate study abroad. We also sponsor annual five-week exchanges abroad for young working adults. The purpose of all the international exchanges is to promote world peace through understanding and friendship.

The Rotary Club does several activities to maintain and improve the appearance and enjoyment of Henniker. Each year we do more to improve Amey Brook Park. Some of the activities seen there this year were weddings, "Teach a Kid to Fish" day, a school environmental group, and picnics.

We pick up the trash along Route 114 four times each summer as part of the Adopt-A-Highway program. We decorate the downtown with wreaths and garland each holiday season. We also created and maintain the "Welcome to Henniker" sign at the entrance to Henniker. This year we wrote, edited and published the third edition to "The Outdoor Guide to Henniker/Hillsborough." 15,000 copies are being distributed free throughout the community.

Each fall, the Rotary Club provides financial and volunteer support to "Fun Fest" at the Merrimack County Nursing Home. This is a project sponsored by seven local area Rotary Clubs. It is a day of food, entertainment, and fun for the residents of the nursing home, several of whom are from the Henniker/ Hillsborough area.

The Rotary Club operates a grants program each year to provide financial grants to charitable organizations on an as needed basis. In the past year, grants were given to the Food Pantry and Spaulding Youth Center, to name a few.

If you would like information on how to apply for any of these services or how you may contribute, speak to a Rotary Club member or write to the Henniker Rotary Club, P.O. Box 695, Henniker, NH, 03242.

Respectfully submitted,  
Susan Pennock, President 1998-1999

# Henniker Lions Club

---

## Monies Spent from Recycled Cans

|   |                 |
|---|-----------------|
| Concord Regional Visiting Nurse Association           | \$ 50           |
| Contoocook Valley Counseling Center                   | 250             |
| Teacher Education - Learn Not To Burn, Domestic Abuse | 267             |
| Henniker Food Pantry                                  | 600             |
| Little League Porta-Potties                           | 825             |
| Optical Assistance for Henniker Resident              | 79              |
| Sponsor Student Twin State Soccer                     | 140             |
| Water for Landfill                                    | 364             |
| NH Brain Injury Association                           | 25              |
| Old Home Days   | 52              |
| Donations to Churches                                 | 100             |
| Special Olympics Team                                 | 500             |
| Henniker Skateboard Committee                         | 720             |
| <b>Total Assistance Returned to Henniker</b>          | <b>\$ 3,972</b> |

# Town Clerk

---

## For the Year Ending December 31, 1998

|                                  |              |
|----------------------------------|--------------|
| Automobile Permits . . . . .     | \$478,376.37 |
| Dog Licenses . . . . .           | 5,288.50     |
| Dog Pick-up Fees/Fines . . . . . | 776.75       |
| UCC/IRS Filings . . . . .        | 2,456.77     |
| Marriage Licenses . . . . .      | 945.00       |
| Miscellaneous . . . . .          | 1,064.18     |

### **Recovery on Prior Year:**

|                        |       |
|------------------------|-------|
| Auto Permits . . . . . | 87.50 |
|------------------------|-------|

**TOTAL REMITTED TO TREASURER    \$488,995.07**

Respectfully submitted,  
Kimberly I. Johnson  
Town Clerk

# Tax Collector

For the Year Ending December 31, 1998

## DEBITS

|                                       | Levy for Year<br>of this Report<br><u>1998</u> | Prior Levies<br><u>1997</u> | Prior Levies<br><u>1996</u> |
|---------------------------------------|--|-----------------------------|-----------------------------|
| <b>UNCOLLECTED TAXES</b>              |  |                             |                             |
| <b>BEG. OF YEAR:</b>                  |  |                             |                             |
| Property Taxes . . . . .              | 777,679.05                                     |                             |                             |
| Land Use Change . . . . .             | 205.28   |                             |                             |
| Yield Taxes . . . . .                 | 3,650.18                                       |                             |                             |
| Excavation Activity Tax . . . . .     | 0.00   |                             |                             |
| Utilities - Sewer . . . . .           | 61,427.68                                      |                             |                             |
| Utilities - Water . . . . .           | 28,488.32                                      |                             |                             |
| <hr/>                                 |  |                             |                             |
| <b>TAXES COMMITTED -</b>              |  |                             |                             |
| <b>THIS YEAR:</b>                     |  |                             |                             |
| Property Taxes . . . . .              | 7,033,252.32                                   |                             |                             |
| Excavation Activity . . . . .         | 29,805.32                                      |                             |                             |
| Land Use Change . . . . .             | 326.92   |                             |                             |
| Yield Taxes . . . . .                 | 16,413.90                                      |                             |                             |
| Utilities - Sewer . . . . .           | 297,233.31                                     |                             |                             |
| Utilities - Water . . . . .           | 186,867.72                                     |                             |                             |
| <hr/>                                 |  |                             |                             |
| <b>OVERPAYMENT:</b>                   |  |                             |                             |
| Property Taxes . . . . .              | 11,697.61                                      | 2,590.67                    | 1,616.46                    |
| Land Use Change . . . . .             | 0.00   | 0.00                        | 0.00                        |
| Yield Taxes . . . . .                 | 0.00   | 0.00                        | 0.00                        |
| Utilities - Sewer . . . . .           | 588.20   | 189.90                      | 0.00                        |
| Utilities - Water . . . . .           | 194.60   | 76.23                       | 172.18                      |
| <hr/>                                 |  |                             |                             |
| <b>INTEREST COLLECTED:</b>            |  |                             |                             |
| Interest Collected on                 |  |                             |                             |
| Delinquent Tax . . . . .              | 9,430.34                                       | 48,365.90                   | 0.00                        |
| Interest Collected on                 |  |                             |                             |
| Excavation Activity . . . . .         | 5.13   | 0.00                        | 0.00                        |
| Interest Collected on Water . . . . . | 504.22   | 2,955.61                    | 0.00                        |
| Interest Collected on Sewer . . . . . | 430.07   | 4,829.02                    | 0.00                        |
| Miscellaneous . . . . .               | 78.42  | 536.61                      | 0.00                        |
| <hr/>                                 |  |                             |                             |
| <b>PREPAYMENTS:</b>                   |  |                             |                             |
| Prepayments - Water . . . . .         | (194.60)                                       | (76.23)                     | (343.29)                    |
| Prepayments - Sewer . . . . .         | (727.57)                                       | (189.90)                    | (139.37)                    |
| Prepayments - Property . . . . .      | (2,774.11)                                     | (0.00)                      | (1,616.46)                  |
| <hr/>                                 |  |                             |                             |
| <b>TOTAL DEBITS . . . . .</b>         | <b>\$7,583,131.80</b>                          | <b>\$930,728.32</b>         | <b>(\$310.48)</b>           |

# Tax Collector

For the Year Ending December 31, 1998

## CREDITS

|  | Levy for Year<br>of this Report<br><u>1998</u> | Prior Levies<br><u>1997</u> | Prior Levies<br><u>1996</u> |
|--|--|-----------------------------|-----------------------------|
| <b>REMITTED TO TREASURER<br/>DURING FISCAL YEAR:</b> |  |                             |                             |
| Property Taxes . . . . .                             | 6,327,511.31                                   | 406,867.12                  |                             |
| Land Use Change . . . . .                            | 131.28   | 205.28                      |                             |
| Yield Taxes . . . . .                                | 13,866.41                                      | 1,555.82                    |                             |
| Excavation Activity Tax . . . . .                    | 14,428.13                                      | 0.00                        |                             |
| Utilities - Sewer . . . . .                          | 249,624.17                                     | 32,799.94                   |                             |
| Utilities - Water . . . . .                          | 159,273.98                                     | 12,665.84                   |                             |
| Interest . . . . .                                   | 9,513.94                                       | 48,902.51                   |                             |
| Utilities Sewer Interest . . . . .                   | 430.07   | 4,829.02                    |                             |
| Utilities Water Interest . . . . .                   | 504.22   | 2,955.61                    |                             |
| Conversion to Lien - Sewer . . . . .                 |  | 28,668.29                   |                             |
| Conversion to Lien - Water . . . . .                 |  | 15,897.11                   |                             |
| Conversion to Lien - Yield . . . . .                 |  | 2,091.98                    |                             |
| Conversion to Lien - Property . . . . .              |  | 368,772.73                  |                             |
| .....  |  |                             |                             |
| <b>ABATEMENTS MADE:</b>                              |  |                             |                             |
| Property Taxes . . . . .                             | 6,693.67                                       | 4,629.87                    |                             |
| Land Use Change . . . . .                            | 0.00   | 0.00                        |                             |
| Yield Taxes . . . . .                                | 0.00   | 2.38                        |                             |
| Utilities - Sewer . . . . .                          | 565.62   | 149.49                      |                             |
| Utilities - Water . . . . .                          | 342.24   | 1.60                        |                             |
| .....  |  |                             |                             |
| <b>UNCOLLECTED TAXES -<br/>END OF YEAR:</b>          |  |                             |                             |
| Property Taxes . . . . .                             | 707,970.84                                     |                             |                             |
| Land Use Change . . . . .                            | 195.64   |                             |                             |
| Excavation Activity Tax . . . . .                    | 15,377.19                                      |                             |                             |
| Yield Taxes . . . . .                                | 2,547.49                                       |                             |                             |
| Utilities - Sewer . . . . .                          | 46,904.10                                      | (190.04)                    | (139.37)                    |
| Utilities - Water . . . . .                          | 27,251.50                                      | (76.23)                     | (171.11)                    |
| .....  |  |                             |                             |
| <b>TOTAL CREDITS . . . . .</b>                       | <b>\$7,583,131.80</b>                          | <b>\$930,728.32</b>         | <b>(310.48)</b>             |

# Tax Collector

**For the Year Ending December 31, 1998**

|  | <b><u>Last Year's Levy</u></b><br><b><u>1997</u></b> | <b><u>Prior Levies</u></b><br><b><u>1996</u></b> | <b><u>Prior Levies</u></b><br><b><u>1995</u></b> | <b><u>Prior Levies</u></b><br><b><u>Prior</u></b> |
|--|--|--|--|---|
| Unredeemed Liens -<br>Balance at Beginning<br>of Fiscal Year . . . . . | 0.00 . . . . .                                       | 316,956.13 . . . . .                             | 118,827.37 . . . . .                             | 75,036.74   |
| Liens Executed During<br>Fiscal Year . . . . .                         | 451,923.35   |  |  |   |
| Interest Collected<br>After Lien Execution . . . . .                   | 5,183.91 . . . . .                                   | 27,657.34 . . . . .                              | 28,746.68 . . . . .                              | 11,295.30   |
| Collected Redemption Costs . . . . .                                   | 1,117.51 . . . . .                                   | 1,275.00 . . . . .                               | 1,003.50 . . . . .                               | 226.00  |
| <hr/>  |  |  |  |   |
| <b>TOTAL DEBITS . . . . .</b>  | <b>\$458,224.77 . . . . .</b>                        | <b>345,888.47 . . . . .</b>                      | <b>148,577.55 . . . . .</b>                      | <b>86,558.04</b>                                  |

**REMITTANCE TO TREASURER:**

|  | <b><u>Levy for Year</u></b><br><b><u>of this Report</u></b> | <b><u>Prior Levies</u></b><br><b><u>1996</u></b> | <b><u>Prior Levies</u></b><br><b><u>1995</u></b> | <b><u>Prior Levies</u></b><br><b><u>Prior</u></b> |
|--|---|--|--|---|
| During Fiscal Year Redemptions . . . . .             | 123,677.24 . . . . .  | 124,701.37 . . . . .                             | 74,608.31 . . . . .                              | 15,775.87   |
| Interest and Costs After<br>Lien Execution . . . . . | 6,301.42 . . . . .  | 28,932.34 . . . . .                              | 29,750.18 . . . . .                              | 11,521.30   |
| Abatements of Unredeemed Taxes . . . . .             | 0.00 . . . . .  | 8,923.64 . . . . .                               | 7,967.53 . . . . .                               | 27,988.44   |
| Unredeemed Taxes - End of Year . . . . .             | 328,246.11 . . . . .  | 183,331.12 . . . . .                             | 36,251.53 . . . . .                              | 31,272.43   |
| <hr/>  |   |  |  |   |
| <b>TOTAL CREDITS . . . . .</b>                       | <b>\$458,224.77 . . . . .</b>                               | <b>\$345,888.47 . . . . .</b>                    | <b>\$148,577.55 . . . . .</b>                    | <b>\$86,558.04</b>                                |

Respectfully submitted,

Kimberly I. Johnson  
Tax Collector

# Wastewater Treatment Plant

---

Have you had your septic system pumped lately? I think you have! In 1998, we received and processed 243,000 gallons of septage from Henniker residents and businesses, which reflects an increase of 75,000 gallons over 1997. This also relates to the increase in biosolids produced, which was 281 tons in 1998 – 80 tons more than the previous year.

In March of 1998, the IPS composting facility we were utilizing closed without notice. We disposed of our biosolids at Turnkey Landfill until July when the Town of Merrimack graciously allowed us to start using their privately owned composting facility. Tipping fees at the Merrimack facility are \$3.00 per ton less than the IPS facility.

Wastewater Department employees were as evasive as biosolids disposal sites in 1998. In June, Tom Burt resigned after three years of service to pursue other interests. In September, Gerald Patenaude resigned after two months of service for medical reasons. Presently, we are fortunate to have one of Henniker's own learning the ropes – Dan Hassler joined the department in November. Welcome Dan.

Respectfully submitted,  
Ken Levesque  
Superintendent

---

## **Report of the Treasurer** **Wastewater Treatment Plant**

CASH ON HAND JANUARY 1, 1998 ..... \$ 64,911.03

### **Receipts**

Revenue received from Tax Collector:

|   |            |
|---|------------|
| Wastewater Rents .....                  | 311,228.82 |
| Interest on Wastewater Rents .....      | 4,940.63   |
| TOTAL RECEIVED FROM TAX COLLECTOR ..... | 316,169.45 |

|  |              |
|--|--------------|
| Sale of Equipment .....                  | 1,260.00     |
| State of NH Grant .....                  | 30,311.00    |
| Septage Disposal Fees .....              | 12,362.50    |
| Interest Earnings .....                  | 2,995.53     |
| Appropriation Refund/Reimbursement ..... | 1,114.97     |
| Sewer Hookup Fees .....                  | 0.00         |
| TOTAL OTHER REVENUE .....                | \$ 48,044.00 |

Total Receipts ..... \$364,213.45

### **Disbursements**

|                                 |              |
|---------------------------------|--------------|
| Transfers to General Fund ..... | (301,805.91) |
| TOTAL DISBURSEMENTS .....       | (301,805.91) |

Less Total Disbursements ..... (301,805.91)

BALANCE DECEMBER 31, 1998 ..... \$127,318.57

# Cogswell Spring Water Works

## Report of the Treasurer Cogswell Spring Water Works

CASH ON HAND JANUARY 1, 1998 ..... \$ 36,003.83

### Receipts

Revenue received from Tax Collector:

Water Rents ..... \$ 186,206.58

Interest on Water Rents ..... 3,766.95

TOTAL RECEIVED FROM TAX COLLECTOR ..... \$ 189,973.53

Other Collections:

Hydrant Rental ..... 3,950.00

Interest Earnings ..... 2,288.56

Refund/Reimbursement ..... 142.00

Transfer from Capital Reserve ..... 73,065.51

TOTAL OTHER COLLECTIONS ..... \$ 79,446.07

Total Receipts ..... \$ 269,419.60

### Disbursements

Transfers to General Fund ..... 181,438.49

Less Total Disbursements ..... (181,438.49)

BALANCE DECEMBER 31, 1998 ..... \$ 123,984.94

# Report of the Treasurer

## GENERAL FUND

### Receipts

#### Received from Town Clerk

|                                    |            |
|------------------------------------|------------|
| Automobile Permits                 | 478,376.37 |
| Dog Licenses                       | 5,288.50   |
| UCC/IRS Filings                    | 2,456.77   |
| Marriage Licenses                  | 945.00     |
| Miscellaneous                      | 1,064.18   |
| Dog Pickup Fees and Fines          | 776.75     |
| Recovery on Prior Year Auto Permit | 87.50      |

**TOTAL RECEIVED FROM TOWN CLERK . . . . . \$ 488,995.07**

#### Received from Tax Collector

|                            |              |
|----------------------------|--------------|
| Property Tax               | 7,101,024.21 |
| Tax Liens                  | 361,018.98   |
| Tax Liens Costs & Interest | 76,723.81    |
| Interest on Property Tax   | 57,240.84    |
| Current Use Tax            | 336.56       |
| Current Use Interest       | 33.82        |
| Yield Tax                  | 15,422.23    |
| Yield Tax Interest         | 291.34       |

**TOTAL RECEIVED FROM TAX COLLECTOR . . . . . \$ 7,612,091.79**

#### Received from Selectmen's Office

|  |            |
|--|------------|
| State of New Hampshire:                  |            |
| - Shared Revenue                         | 145,256.80 |
| - Highway Block Grant                    | 115,325.75 |
| - Flood Control                          | 55,264.66  |
| - Other: District Court Rental           | 12,323.61  |
| Rooms/Meals                              | 61,235.01  |
| State Aid - Landfill Closure             | 64,186.79  |
| Amey Brook Bridge Reimbursement          | 162,423.91 |
| Received from Trustees of Trust Funds    | 22,514.71  |
| Received from Capital Reserve            | 17,000.00  |
| Payment in Lieu of Taxes                 | 15,990.45  |
| Building Permits/Driveway Permits        | 8,235.47   |
| Federal Emergency Management             | 52,316.00  |
| Federal Entitlement Land                 | 1,289.00   |
| From Other Government                    | 7,713.04   |
| Federal COPS Grant                       | 49,859.00  |
| 1997 Misc. Accounts Receivable Collected | 7,869.45   |

Income from Departments

|                                    |           |
|------------------------------------|-----------|
| - Fire Department                  | 849.95    |
| - Transfer Station - Sale of Trash | 10,138.03 |
| - Transfer Station - Coupon Trash  | 4,554.00  |
| - Transfer Station - Stickers      | 345.00    |
| - Rescue Squad                     | 47,806.84 |
| - Zoning Board of Adjustment       | 783.90    |
| - Planning Board                   | 1,027.26  |
| - Police - Parking Ticket Revenue  | 6,799.00  |
| - Police - District Court Fines    | 3,620.00  |
| - Police - Witness Reimbursement   | 2,813.26  |
| - Police - DWI Fines               | 440.00    |
| - Police - Extra Duty              | 22,650.41 |
| - Animal Control Court Fines       | 1,250.00  |

Income from other Charges

|                              |           |
|------------------------------|-----------|
| - Copies                     | 408.31    |
| - List Sales                 | 250.00    |
| - ZBA/PB Book Sales          | 115.00    |
| - Current Use Application    | 93.84     |
| - Map Sales                  | 156.11    |
| - Sale of Municipal Property | 35,225.00 |

Miscellaneous Revenues

|  |            |
|--|------------|
| - Worker's Compensation Fund Refund/Dividend | 40,223.58  |
| - NHMA-PLIT Insurance Dividend               | 9,206.59   |
| - Lease Town Property                        | 1,401.00   |
| - Welfare Reimbursement                      | 6,237.84   |
| - Miscellaneous Local Revenue                | 176.72     |
| - Unemployment Return of Contribution        | 1,192.19   |
| Reimbursements/Paid Out                      | 11,317.27  |
| RARED Reimbursement                          | 617.46     |
| School Refund Overpayment                    | 0.00       |
| Tucker Free Library Reimbursement            | 11,793.36  |
| Proceeds from Landfill Closure Bond          | 150,000.00 |

**TOTAL RECEIVED FROM SELECTMEN'S OFFICE . . . . . \$ 1,170,295.57**

Transfers into General Fund

|                                  |            |
|----------------------------------|------------|
| From Cogswell Spring Water Works | 181,438.49 |
| From Wastewater Treatment Plant  | 301,805.91 |
| From Bonds Held Account          | 5,000.00   |

**TOTAL TRANSFERS . . . . . \$ 488,244.40**

Other Revenue

|                               |              |
|-------------------------------|--------------|
| Interest Earnings             | 29,934.23    |
| TAN Line of Credit Borrowings | 1,500,000.00 |

**TOTAL OTHER RECEIPTS . . . . . \$ 1,529,934.23**

**TOTAL RECEIPTS COLLECTED . . . . . \$ 11,289,561.06**

**CASH ON HAND JANUARY 1, 1998 . . . . . \$ 1,191,365.96**

**Disbursements**

|   |              |
|---|--------------|
| Selectmen's Orders Paid . . . . .             | 9,485,335.79 |
| Repayment of TAN Line of Credit . . . . .     | 1,500,000.00 |
| Bank Fees - NSF Checks and Printing . . . . . | 305.43       |
| Lien Checks . . . . .                         | 402,657.44   |

**TOTAL DISBURSEMENTS . . . . . \$11,388,298.66**

**Less Total Disbursements . . . . . - 11,388,298.66**

**BALANCE DECEMBER 31, 1998 . . . . . \$ 1,092,628.36**

**Respectfully submitted,**

**Susan Damour  
Treasurer**

# Report of the Treasurer

## INVESTED FUNDS

### General Fund Investment Account

CASH ON HAND JANUARY 1, 1998 . . . . . \$ 7,457.11

#### Receipts

Interest Earnings . . . . . 162.24

TOTAL REVENUE . . . . . 162.24

#### Disbursements

Transfers to General Fund . . . . . 0.00

Less Total Disbursements . . . . . - 0.00

BALANCE DECEMBER 31, 1998 . . . . . \$ 7,619.35

### Parks Fund Account

CASH ON HAND JANUARY 1, 1998 . . . . . \$ 7,262.57

#### Receipts

Trust Funds Disbursements . . . . . 2,983.13

Interest Earnings . . . . . 243.91

TOTAL REVENUE . . . . . 3,227.04

BALANCE DECEMBER 31, 1998 . . . . . \$ 10,489.61

### Conservation Commission

CASH ON HAND JANUARY 1, 1998 . . . . . \$ 2,273.60

#### Receipts

Transfer from General Fund . . . . . 500.00

Interest Earnings . . . . . 63.78

TOTAL REVENUE . . . . . 563.78

#### Disbursements

Transfers to General Fund . . . . . 0.00

Less Total Disbursements . . . . . - 0.00

BALANCE DECEMBER 31, 1998 . . . . . \$ 2,837.38

**MBIA**  
**Public Deposit Investment Pool Account**

**CASH ON HAND JANUARY 1, 1998**

|  |              |
|--|--------------|
| General Fund Investment . . . . .                | \$ 28,498.13 |
| Cogswell Spring Water Works Investment . . . . . | 28,444.54    |
| Wastewater Treatment Plant Investment . . . . .  | 28,471.39    |

**Transfers in and other Revenue**

|  |          |
|--|----------|
| General Fund Investment . . . . .                | 0.00     |
| Cogswell Spring Water Works Investment . . . . . | 0.00     |
| Wastewater Treatment Plant Investment . . . . .  | 0.00     |
| General Fund Interest . . . . .                  | 1,495.00 |
| Cogswell Spring Water Works Interest . . . . .   | 1,492.43 |
| Wastewater Treatment Plant Interest . . . . .    | 1,493.54 |

**TOTAL REVENUE . . . . . 4,480.97**

**Transfers out and other Disbursements**

|  |      |
|--|------|
| General Fund Investment . . . . .                | 0.00 |
| Cogswell Spring Water Works Investment . . . . . | 0.00 |
| Wastewater Treatment Plant Investment . . . . .  | 0.00 |

**Less Total Disbursements . . . . . - 0.00**

**BALANCE DECEMBER 31, 1998**

|  |           |
|--|-----------|
| General Fund Investment . . . . .                | 29,993.13 |
| Cogswell Spring Water Works Investment . . . . . | 29,936.97 |
| Wastewater Treatment Plant Investment . . . . .  | 29,964.93 |

**COMBINED BALANCES DECEMBER 31, 1998 . . . . . \$ 89,895.03**

**Respectfully submitted,**

**Susan Damour  
Treasurer**

# Report of the Treasurer

## BOND ACCOUNTS

### Bonds Held Account

CASH ON HAND JANUARY 1, 1998 ..... \$ 13,409.22

#### Receipts

Road Bonds ..... 1,000.00  
Interest Earnings ..... 241.75  
**TOTAL REVENUE** ..... **1,241.75**

#### Disbursements

Transfer to General Fund ..... 5,000.00  
Bank Fees ..... 0.00  
**Less Total Disbursements** ..... **5,000.00**

**BALANCE DECEMBER 31, 1998** ..... **\$ 9650.97**

### Transfer Station Bond Accounts

CASH ON HAND JANUARY 1, 1998

Trash Pick Up ..... 112.43  
Denning Disposal Inc ..... 112.43

#### Receipts

Trash Pick Up Interest ..... 2.75  
Denning Disposal Interest ..... 2.75

**TOTAL REVENUE** ..... **5.50**

#### Disbursements - Refunds and/or Fees

Trash Pick Up ..... 0.00  
Denning Disposal ..... 0.00  
**Less Total Disbursements** ..... **0.00**

**BALANCE DECEMBER 31, 1998**

Trash Pick Up ..... 115.18  
Denning Disposal ..... 115.18

**COMBINED BALANCES DECEMBER 31, 1998** ..... **\$ 230.36**

Respectfully submitted,  
Susan Damour  
Treasurer

# Report of the Treasurer

---

## SUMMARY

### Balances - Operating Funds Accounts

|  |                        |
|--|------------------------|
| General Fund . . . . .                         | \$1,092,628.36         |
| Wastewater Treatment Plant . . . . .           | 127,318.57             |
| Cogswell Spring Water Works . . . . .          | 123,984.94             |
| <b>Total Operating Funds Account . . . . .</b> | <b>\$ 1,343,931.87</b> |

### Balances - Investment Funds Accounts

|   |                   |
|---|-------------------|
| General Fund PDIP Investment . . . . .                | 29,993.13         |
| Wastewater Treatment Plant PDIP Investment . . . . .  | 29,964.93         |
| Cogswell Spring Water Works PDIP Investment . . . . . | 29,936.97         |
| General Fund Citizens Investment Account . . . . .    | 7,619.35          |
| Parks Fund Account . . . . .                          | 10,489.61         |
| Conservation Commission Account . . . . .             | 2,837.38          |
| <b>Total Invested Funds Accounts . . . . .</b>        | <b>110,841.37</b> |

### Balances - Bond Accounts

|                                      |                 |
|--------------------------------------|-----------------|
| Bonds Held Account . . . . .         | 9,650.97        |
| Transfer Station Bond Accounts:      |                 |
| - Denning Disposal Inc . . . . .     | 115.18          |
| - Trash Pick Up . . . . .            | 115.18          |
| <b>Total Bond Accounts . . . . .</b> | <b>9,881.33</b> |

|   |                               |
|---|-------------------------------|
| <b><u>GRAND TOTAL OF ALL ACCOUNTS - DECEMBER 31, 1998</u></b> | <b><u>\$ 1,464,654.57</u></b> |
|---|-------------------------------|

Respectfully submitted,

SUSAN DAMOUR  
TREASURER

# Long Term Indebtedness

| Purpose of Issue        | SEWER     |          |           |          | SEWER     |          |           |          | SEPTAGE RECEIVING |          | WATER     |          | FIREHOUSE |          | LANDFILL  |          | LANDFILL CLOSUR |          | LANDFILL CLOSURE |          |
|-------------------------|-----------|----------|-----------|----------|-----------|----------|-----------|----------|-------------------|----------|-----------|----------|-----------|----------|-----------|----------|-----------------|----------|------------------|----------|
| Amount of Original Issu | \$985,000 |          |           |          | \$100,000 |          |           |          | \$210,000         |          | \$90,000  |          | \$132,900 |          | \$315,000 |          | \$700,000       |          | \$150,000        |          |
| Date of Issue           | DEC-76    |          |           |          | JUN-88    |          |           |          | JUL-95            |          | AUG-80    |          | DEC-94    |          | JUL-90    |          | JUL-95          |          | JUL-98           |          |
| Payable to              | FHA       |          |           |          | NHMBB     |          |           |          | NHMBB             |          | NHMBB     |          | NHMBB     |          | NHMBB     |          | NHMBB           |          | NHMBB            |          |
| Town Obligation %       | 70.0%     | 70.0%    |           |          | 70.0%     | 70.0%    |           |          | 0%                |          | 0%        |          | 100%      |          | 100%      |          | 100%            |          | 100%             |          |
| Water User Oblig. %     |           |          |           |          |           |          |           |          | 0%                |          | 100%      |          | 0%        |          | 0%        |          | 0%              |          | 0%               |          |
| Sewer User Oblig. %     |           |          | 30.0%     | 30.0%    |           |          | 30.0%     | 30.0%    | 100%              |          | 0%        |          | 0%        |          | 0%        |          | 0%              |          | 0%               |          |
|                         | TOWN PRIN | TOWN INT | WWTP PRIN | WWTP INT | TOWN PRIN | TOWN INT | WWTP PRIN | WWTP INT | WWTP PRIN         | WWTP INT | CSWW PRIN | CSWW INT | TOWN PRIN | TOWN INT | TOWN PRIN | TOWN INT | TOWN PRIN       | TOWN INT | TOWN PRIN        | TOWN INT |
| 1998                    | 24,500    | 8,750    | 10,500    | 3,750    | 3,500     | 2,896    | 1,500     | 1,241    | 10,000            | 10,368   | 5,000     | 214      | 10,000    | 6,629    | 15,000    | 13,620   | 40,000          | 33,000   | 0                | 0        |
| 1999                    | 24,500    | 9,275    | 10,500    | 3,225    | 3,500     | 3,002    | 1,500     | 1,136    | 10,000            | 9,843    |           |          | 10,000    | 5,959    | 15,000    | 12,585   | 40,000          | 30,900   | 10,000           | 7,357    |
| 2000                    | 24,500    | 9,800    | 10,500    | 2,700    | 3,500     | 3,109    | 1,500     | 1,028    | 15,000            | 9,318    |           |          | 10,000    | 5,419    | 15,000    | 11,550   | 35,000          | 28,800   | 10,000           | 6,525    |
| 2001                    | 24,500    | 10,325   | 10,500    | 2,175    | 3,500     | 3,218    | 1,500     | 920      | 15,000            | 8,530    |           |          | 10,000    | 4,874    | 15,000    | 10,515   | 35,000          | 26,963   | 10,000           | 6,125    |
| 2002                    | 24,500    | 10,850   | 10,500    | 1,650    | 3,500     | 3,328    | 1,500     | 809      | 15,000            | 7,743    |           |          | 10,000    | 4,318    | 15,000    | 9,480    | 35,000          | 25,125   | 10,000           | 5,713    |
| 2003                    | 24,500    | 11,375   | 10,500    | 1,125    | 3,500     | 3,440    | 1,500     | 698      | 15,000            | 6,955    |           |          | 5,000     | 3,893    | 15,000    | 8,445    | 35,000          | 23,288   | 10,000           | 5,288    |
| 2004                    | 23,000    | 11,900   | 12,000    | 600      | 3,500     | 3,553    | 1,500     | 584      | 15,000            | 6,168    |           |          | 5,000     | 3,604    | 15,000    | 7,410    | 35,000          | 21,450   | 10,000           | 4,838    |
| 2005                    |           |          |           |          | 3,500     | 3,668    | 1,500     | 470      | 15,000            | 5,380    |           |          | 5,000     | 3,311    | 15,000    | 6,360    | 35,000          | 19,613   | 10,000           | 4,388    |
| 2006                    |           |          |           |          | 3,500     | 3,784    | 1,500     | 353      | 15,000            | 4,593    |           |          | 5,000     | 3,014    | 15,000    | 5,310    | 35,000          | 17,775   | 10,000           | 3,913    |
| 2007                    |           |          |           |          | 3,500     | 3,902    | 1,500     | 236      | 15,000            | 3,805    |           |          | 5,000     | 2,711    | 15,000    | 4,260    | 35,000          | 15,938   | 10,000           | 3,438    |
| 2008                    |           |          |           |          | 3,500     | 4,020    | 1,500     | 118      | 15,000            | 3,010    |           |          | 5,000     | 2,401    | 15,000    | 3,195    | 30,000          | 14,083   | 10,000           | 2,963    |
| 2009                    |           |          |           |          |           |          |           |          | 20,000            | 2,200    |           |          | 5,000     | 2,088    | 15,000    | 2,130    | 25,000          | 12,463   | 5,000            | 2,488    |
| 2010                    |           |          |           |          |           |          |           |          | 20,000            | 1,100    |           |          | 5,000     | 1,773    | 15,000    | 1,065    | 25,000          | 11,088   | 5,000            | 2,250    |
| 2011                    |           |          |           |          |           |          |           |          |                   |          |           |          | 5,000     | 1,455    |           |          | 35,000          | 9,713    | 5,000            | 2,000    |
| 2012                    |           |          |           |          |           |          |           |          |                   |          |           |          | 5,000     | 1,135    |           |          | 35,000          | 7,788    | 5,000            | 1,750    |
| 2013                    |           |          |           |          |           |          |           |          |                   |          |           |          | 5,000     | 813      |           |          | 35,000          | 5,863    | 5,000            | 1,500    |
| 2014                    |           |          |           |          |           |          |           |          |                   |          |           |          | 5,000     | 488      |           |          | 35,000          | 3,938    | 5,000            | 1,250    |
| 2015                    |           |          |           |          |           |          |           |          |                   |          |           |          | 5,000     | 163      |           |          | 35,000          | 1,969    | 5,000            | 1,000    |
| 2016                    |           |          |           |          |           |          |           |          |                   |          |           |          |           |          |           |          |                 |          | 5,000            | 750      |
| 2017                    |           |          |           |          |           |          |           |          |                   |          |           |          |           |          |           |          |                 |          | 5,000            | 500      |
| 2018                    |           |          |           |          |           |          |           |          |                   |          |           |          |           |          |           |          |                 |          | 5,000            | 250      |
| TOTALS                  | 170,000   | 72,275   | 75,000    | 15,225   | 38,500    | 37,921   | 16,500    | 7,592    | 195,000           | 79,010   | 5,000     | 214      | 115,000   | 54,043   | 195,000   | 95,925   | 615,000         | 309,751  | 150,000          | 64,282   |

# Trustees of the Trust Funds

| COMMON FUND FOR THE TOWN OF HENNIKER FOR 1998 |  |                 |                       |            |              |                |                     |                 |           |
|---|--|-----------------|-----------------------|------------|--------------|----------------|---------------------|-----------------|-----------|
| SHARES  | ASSET DESCRIPTION                        |                 | BEGINNING<br>01/01/98 | ADDED      | SOLD         | GAIN<br>(LOSS) | BALANCE<br>12/31/98 | MARKET<br>VALUE | INCOME    |
| 394882  | FINANCIAL SQUARE MONEY MARKET            |                 | 194,287.38            | 394,881.74 | (194,287.38) |                | 394,881.74          | 394,881.74      | 10,248.68 |
|   | FORD CAPITAL CORP B.V.                   | 9.000% 08/15/98 | 51,326.18             |            | (50,000.00)  | (1,326.18)     | 0.00                | 0.00            | 4,500.00  |
|   | US TREASURY NOTE                         | 8.875% 11/15/98 | 51,714.84             |            | (50,000.00)  | (1,714.84)     | 0.00                | 0.00            | 4,437.50  |
|   | FED HOME LOAN BK                         | 6.100% 03/22/99 | 9,837.17              |            | (9,882.52)   | 45.35          | 0.00                | 0.00            | 422.48    |
|   | TENN VALLEY AUTH                         | 6.250% 08/01/99 | 74,125.56             |            | (74,564.67)  | 439.11         | 0.00                | 0.00            | 5,437.83  |
| 15000   | US TREASURY NOTE                         | 6.000% 10/15/99 | 14,837.81             |            |              |                | 14,837.81           | 15,154.69       | 900.00    |
| 50000   | GEN MOTORS ACC CORP.                     | 9.375% 04/01/00 | 58,045.72             |            |              |                | 58,045.72           | 52,371.30       | 4,687.50  |
|   | FED HOME LOAN BKS                        | 5.950% 12/29/00 | 50,003.13             |            | (50,000.00)  | (3.13)         | 0.00                | 0.00            | 2,975.00  |
|   | FED HOME LOAN BK                         | 6.380% 03/13/01 | 75,000.00             |            | (75,000.00)  |                | 0.00                | 0.00            | 2,392.50  |
| 50000   | US TREASURY NOTE                         | 6.250% 04/30/01 | 49,789.05             |            |              |                | 49,789.05           | 51,765.63       | 3,125.00  |
| 25000   | GEN MOTORS ACC CORP                      | 5.500% 12/15/01 | 23,371.75             |            |              |                | 23,371.75           | 24,788.47       | 1,375.00  |
| 50000   | US TREASURY NOTE                         | 6.250% 02/15/03 | 49,431.92             |            |              |                | 49,431.92           | 52,843.75       | 3,125.00  |
| 50000   | TENN VALLEY AUTH                         | 6.125% 07/15/03 | 44,616.25             |            |              |                | 44,616.25           | 50,859.75       | 3,062.50  |
| 50000   | FED HOME LOAN MTGE CO                    | 7.710% 06/21/04 | 49,875.00             |            |              |                | 49,875.00           | 50,609.38       | 3,855.00  |
|   | FED HOME LOAN BK                         | 7.710% 09/02/04 | 75,000.00             |            | (75,000.00)  |                | 0.00                | 0.00            | 2,651.25  |
|   | FED HOME LOAN MTG                        | 7.410% 08/03/05 | 35,003.43             |            | (35,000.00)  | (3.43)         | 0.00                | 0.00            | 2,593.50  |
|   | FED HOME LOAN MTG CORP                   | 7.010% 11/03/05 | 75,164.00             |            | (75,000.00)  | (164.00)       | 0.00                | 0.00            | 5,257.50  |
| 50000   | FED NAT'L MTG ASSOC MTN                  | 6.060% 02/03/06 | 50,000.00             |            |              |                | 50,000.00           | 51,281.25       | 3,030.00  |
|   | FED HOME LOAN BK                         | 7.000% 03/06/06 | 50,000.00             |            | (50,000.00)  |                | 0.00                | 0.00            | 1,750.00  |
| 3722  | FNMA POOL #070870                        | 9.000% 07/01/06 | 5,609.22              |            | (1,651.01)   | (72.70)        | 3,885.51            | 3,912.40        | 408.36    |
| 50000   | FED NAT'L MTGE ASSOC                     | 7.100% 12/27/06 | 50,000.00             |            |              |                | 50,000.00           | 51,015.63       | 3,550.00  |
| 100000  | FED HOME LOAN BK BM-07 1                 | 7.108% 05/21/07 | 75,468.75             | 25,343.75  |              |                | 100,812.50          | 100,500.00      | 5,688.07  |
| 50000   | FED HOME LOAN BK                         | 6.210% 12/03/07 | 50,078.15             |            |              |                | 50,078.15           | 53,062.50       | 3,105.00  |
| 100000  | FED HOME LOAN BK                         | 6.550% 03/03/08 | 0.00                  | 99,843.80  |              |                | 99,843.80           | 100,000.00      | 3,275.00  |
| 50000   | FED NAT'L MTG ASSOC                      | 6.650% 03/03/08 | 0.00                  | 50,000.00  |              |                | 50,000.00           | 50,890.63       | 1,653.46  |
| 50000   | FED HOME LOAN MTG CORP                   | 6.770% 03/10/08 | 0.00                  | 50,000.00  |              |                | 50,000.00           | 50,578.13       | 1,692.50  |
| 75000   | GENERAL MOTORS                           | 6.375% 05/01/08 | 0.00                  | 76,206.75  |              |                | 76,206.75           | 78,679.69       | 757.03    |
| 10000   | FED HOME LOAN BK                         | 5.950% 12/10/08 | 0.00                  | 10,000.00  |              |                | 10,000.00           | 9,953.13        | 0.00      |
| 676   | ABBOTT LABORATORIES                      |                 | 1,705.63              |            |              |                | 1,705.63            | 33,124.00       | 395.46    |
| 892   | ALBERTSONS INC                           |                 | 19,899.31             | 17,933.40  |              |                | 37,832.71           | 56,809.25       | 435.64    |
| 334   | AT&T FUND- EQUITY INCOME EXCHANGE SERIES |                 | 20,725.39             |            |              |                | 20,725.39           | 61,790.00       | 952.91    |
|   | AUTOLIV INC                              |                 | 22,862.37             |            | (19,243.64)  | (3,618.73)     | 0.00                | 0.00            | 70.73     |
|   | BAUSCH & LOMB INC                        |                 | 17,702.63             |            | (13,712.93)  | (3,989.70)     | 0.00                | 0.00            | 87.10     |
| 652   | BECTON DICKINSON & CO                    |                 | 9,246.61              |            |              |                | 9,246.61            | 27,832.25       | 189.08    |
| 453   | BIOMET INC                               |                 | 0.00                  | 12,600.01  |              |                | 12,600.01           | 18,233.25       | 54.36     |

Henniker TF 98 1/21/99

## COMMON FUND FOR THE TOWN OF HENNIKER FOR 1998

| SHARES | ASSET DESCRIPTION                           | BEGINNING<br>01/01/98 | ADDED     | SOLD        | GAIN<br>(LOSS) | BALANCE<br>12/31/98 | MARKET<br>VALUE | INCOME   |
|--------|---|-----------------------|-----------|-------------|----------------|---------------------|-----------------|----------|
| 541    | BRIGGS & STRATTON CORP                      | 18,173.41             |           |             |                | 18,173.41           | 26,982.38       | 611.33   |
| 980    | CHEVRON CORP                                | 42,645.37             |           |             |                | 42,645.37           | 81,278.75       | 2,391.20 |
| 396    | CHUBB CORP                                  | 9,638.30              | 15,857.50 |             |                | 25,495.80           | 25,641.00       | 425.12   |
| 774    | COMPAQ COMPUTER CORP                        | 0.00                  | 21,632.10 |             |                | 21,632.10           | 32,508.00       | 5.81     |
| 430    | CONSOLIDATED NATURAL GAS CO                 | 16,859.43             |           |             |                | 16,859.43           | 23,220.00       | 834.20   |
| 30     | DEERE & CO                                  | 21,113.08             | 17,859.68 | (14,772.04) | (9,151.63)     | 15,049.09           | 14,136.25       | 687.72   |
| 918    | DOMINION RESOURCES INC VA                   | 36,554.74             |           |             |                | 36,554.74           | 42,916.50       | 2,368.44 |
|        | ELECTRONIC DATA SYSTEMS CORP                | 37,857.15             |           | (40,139.64) | 2,282.49       | 0.00                | 0.00            | 438.30   |
| 1013   | GENERAL ELECTRIC CO                         | 17,942.53             | 17,598.65 |             |                | 35,541.18           | 103,326.00      | 1,146.90 |
| 812    | GTE CORP                                    | 26,688.92             | 12,306.36 |             |                | 38,995.28           | 52,780.00       | 1,152.91 |
| 494    | HEWLETT PACKARD CO                          | 27,327.65             |           |             |                | 27,327.65           | 33,746.38       | 296.40   |
| 193    | INTL BUSINESS MACHINES CORP                 | 0.00                  | 24,723.30 |             |                | 24,723.30           | 35,584.38       | 42.46    |
| 5016   | JOHN HANCOCK BANK & THRIFT OPPORTUNITY FUND | 25,275.65             |           | (8,850.94)  | 8,850.94       | 25,275.65           | 53,608.50       | 714.78   |
| 436    | KIMBERLY CLARK CORP                         | 0.00                  | 24,072.17 |             |                | 24,072.17           | 23,762.00       | 327.00   |
| 516    | MARSH & MCLENNAN CO INC                     | 13,732.51             |           |             |                | 13,732.51           | 30,153.75       | 756.80   |
| 386    | MCDONALDS CORP                              | 0.00                  | 25,021.83 |             |                | 25,021.83           | 29,649.63       | 69.48    |
| 191    | MERCK & CO INC                              | 0.00                  | 24,849.10 |             |                | 24,849.10           | 28,172.50       | 0.00     |
| 428    | MICROSOFT                                   | 9,209.95              |           |             |                | 9,209.95            | 59,358.25       | 0.00     |
|        | MILLIPORE CORP                              | 10,130.88             |           | (6,909.40)  | (3,221.48)     | 0.00                | 0.00            | 50.60    |
| 222    | MOBIL CORP                                  | 12,276.60             |           |             |                | 12,276.60           | 19,341.75       | 506.16   |
|        | MORTON INT'L INC.                           | 13,344.83             |           | (14,839.72) | 1,494.89       | 0.00                | 0.00            | 140.64   |
| 288    | MOTOROLA INC                                | 16,013.59             |           |             |                | 16,013.59           | 17,586.00       | 138.24   |
| 1030   | MYLAN LABORATORIES                          | 28,936.92             |           | (16,692.12) | 5,897.50       | 18,142.30           | 32,445.00       | 209.28   |
|        | NORWEST CORP                                | 9,494.30              | 17,708.16 | (27,202.46) |                | 0.00                | 0.00            | 614.85   |
|        | NUCOR CORP                                  | 18,568.31             |           | (21,509.48) | 2,941.17       | 0.00                | 0.00            | 41.30    |
| 426    | PACCAR INC                                  | 18,893.29             |           | (21,550.11) | 11,724.71      | 9,067.89            | 17,519.25       | 1,533.60 |
| 1310   | PEPSICO INC                                 | 22,455.31             |           |             |                | 22,455.31           | 53,546.25       | 668.10   |
| 180    | PFIZER INC                                  | 5,836.50              |           |             |                | 5,836.50            | 22,500.00       | 136.80   |
| 370    | PPG IND INC                                 | 21,151.79             |           |             |                | 21,151.79           | 21,529.38       | 525.40   |
| 282    | SCHLUMBERGER LTD                            | 9,232.41              |           |             |                | 9,232.41            | 13,077.75       | 211.52   |
| 608    | SERVICE CORP INTL                           | 0.00                  | 25,285.87 |             |                | 25,285.87           | 23,142.00       | 109.44   |
| 845    | STAPLES INC                                 | 0.00                  | 25,491.45 |             |                | 25,491.45           | 36,915.94       | 0.00     |
| 495    | STATE STREET CORP                           | 9,188.51              |           |             |                | 9,188.51            | 34,711.88       | 247.50   |
| 562    | SUN MICROSYSTEM                             | 0.00                  | 24,705.94 |             |                | 24,705.94           | 48,121.25       | 0.00     |
| 384    | TEXAS INSTRUMENTS INC                       | 8,947.20              |           |             |                | 8,947.20            | 32,880.00       | 130.56   |

**COMMON FUND FOR THE TOWN OF HENNIKER FOR 1998**

| <b>SHARES</b> | <b>ASSET DESCRIPTION</b>                | <b>BEGINNING<br/>01/01/98</b> | <b>ADDED</b> | <b>SOLD</b>    | <b>GAIN<br/>(LOSS)</b> | <b>BALANCE<br/>12/31/98</b> | <b>MARKET<br/>VALUE</b> | <b>INCOME</b> |
|---------------|---|-------------------------------|--------------|----------------|------------------------|-----------------------------|-------------------------|---------------|
|               | THERMO ELECTRON CORP                    | 24,523.10                     |              | (13,038.40)    | (11,484.70)            | 0.00                        | 0.00                    | 0.00          |
| 131           | TRICON GLOBAL RESTAURANTS               | 1,845.19                      |              |                |                        | 1,845.19                    | 6,566.38                | 0.00          |
|               | I. ROWE PRICE SCIENCE & TECHNOLOGY FUND | 21,381.70                     |              | (26,817.40)    | 5,435.70               | 0.00                        | 0.00                    | 0.00          |
| 562           | UNITED HEALTHCARE CORP                  | 9,876.00                      | 17,567.55    |                |                        | 27,443.55                   | 24,201.13               | 8.67          |
| 3343          | VANGUARD INDEX TOTAL STOCK MARKET #85   | 75,757.24                     |              |                | 416.34                 | 76,173.58                   | 91,662.10               | 1,096.15      |
| 391           | WAL-MART STORES INC                     | 19,163.92                     |              | (21,059.11)    | 11,464.91              | 9,569.72                    | 31,842.06               | 234.89        |
| 987           | WELLS FARGO COMPANY                     | 0.00                          | 27,202.46    |                |                        | 27,202.46                   | 39,418.31               | 0.00          |
|               | CASH                                    | 0.00                          | 500.00       |                |                        | 500.00                      | 500.00                  |               |
|               | BANKING ASSISTANCE FEES                 | 0.00                          |              |                |                        | 0.00                        | 0.00                    | (6,497.61)    |
| <hr/>         |   | <hr/>                         |              |                |                        |                             |                         |               |
| 1252580       |   | 2,014,763.53                  | 1,059,191.57 | (1,006,722.97) | 16,242.59              | 2,083,474.72                | 2,705,267.52            | 100,515.88    |
| <hr/>         |   | <hr/>                         |              |                |                        |                             |                         |               |

**REPORT OF THE TRUSTEES OF TRUST FUNDS OF THE TOWN OF HENNIKER FOR 1998**

| DATE              | TRUST NAME                  | PURPOSE                 | PRINCIPAL            |           |               |                   | INCOME               |           |           |                   | TOTAL                 |
|-------------------|-----------------------------|-------------------------|----------------------|-----------|---------------|-------------------|----------------------|-----------|-----------|-------------------|-----------------------|
|                   |                             |                         | BEGINNING<br>BALANCE | NEW FUNDS | GAIN/<br>LOSS | ENDING<br>BALANCE | BEGINNING<br>BALANCE | INCOME    | PAID OUT  | ENDING<br>BALANCE | PRINCIPAL &<br>INCOME |
| 1903              | Cemetery                    | Upkeep of Lots          | 101,801.15           |           | 996.62        | 102,797.77        | 5,227.45             | 5,308.06  | 5,227.45  | 5,308.06          | 108,105.83            |
| 1920              | D&W & EL Cogswell           | Cemeteries              | 29,519.80            |           | 288.99        | 29,808.79         | 1,515.83             | 1,539.21  | 1,515.83  | 1,539.21          | 31,348.00             |
| 1922              | James & Hannah Straw        | North Cemetery          | 93,821.23            |           | 918.50        | 94,739.73         | 4,817.68             | 4,891.98  | 4,817.68  | 4,891.98          | 99,631.71             |
| Cemetery Funds    |                             |                         | 225,142.18           | 0.00      | 2,204.11      | 227,346.29        | 11,560.96            | 11,739.25 | 11,560.96 | 11,739.25         | 239,085.54            |
| 1929              | L A Cogswell                | Tucker Free Lib         | 45,556.44            |           | 445.99        | 46,002.43         | 2,339.31             | 2,375.38  | 2,339.31  | 2,375.38          | 48,377.81             |
| 1991              | Francis O Holmes Mem        | Tucker Free Library     | 2,167.09             | 100.00    | 22.12         | 2,289.21          | 110.50               | 117.56    | 110.50    | 117.56            | 2,406.77              |
| 1920              | D&W & EL Cogswell           | Library                 | 29,519.80            |           | 288.99        | 29,808.79         | 1,515.83             | 1,539.21  | 1,515.83  | 1,539.21          | 31,348.00             |
| 1943              | A D Huntoon                 | Benefit Library         | 2,020.15             |           | 19.78         | 2,039.93          | 103.73               | 105.33    | 103.73    | 105.33            | 2,145.26              |
| 1987              | Marjorie B Bennett          | Library                 | 19,621.63            |           | 192.09        | 19,813.72         | 1,007.56             | 1,023.10  | 1,007.56  | 1,023.10          | 20,836.82             |
| 1984              | Scott J Berry Lib           | Use of Library          | 3,506.44             |           | 34.33         | 3,540.77          | 180.05               | 182.83    | 180.05    | 182.83            | 3,723.60              |
| 1992              | Mary F. Kjellman            | Library                 | 3,805.53             |           | 37.26         | 3,842.79          | 124.40               | 194.90    | 124.40    | 194.90            | 4,037.69              |
| 1950              | Preston                     | Books, Tucker Lib       | 20,549.66            |           | 201.18        | 20,750.84         | 1,055.22             | 1,071.49  | 1,055.22  | 1,071.49          | 21,822.33             |
| 1938              | Alice V Colby               | Library Books           | 607.59               |           | 5.95          | 613.54            | 31.20                | 31.68     | 31.20     | 31.68             | 645.22                |
| 1903              | George W. Tucker            | Benefit Tucker Free Lib | 193,136.85           |           | 1,890.78      | 195,027.63        | 9,917.50             | 10,070.44 | 9,917.50  | 10,070.44         | 205,098.07            |
| 1996              | Robert N. Fitch Memorial    | Technology              | 4,301.42             | 1,000.00  | 43.61         | 5,345.03          | 199.07               | 230.81    | 199.07    | 230.81            | 5,575.84              |
| Library Funds     |                             |                         | 324,792.60           | 1,100.00  | 3,182.08      | 329,074.68        | 16,584.37            | 16,942.73 | 16,584.37 | 16,942.73         | 346,017.41            |
| 1977              | Beth Borden School          | Scholarships            | 16,227.60            | 1,048.00  | 167.94        | 17,443.54         | 833.16               | 892.09    | 833.16    | 892.09            | 18,335.63             |
| 1969              | Henniker Women's Club       | Scholarships            | 3,958.40             |           | 38.75         | 3,997.15          | 203.26               | 206.40    | 203.26    | 206.40            | 4,203.55              |
| 1977              | NC Parmenter Schol          | Scholarships            | 18,818.24            |           | 184.23        | 19,002.47         | 966.31               | 981.21    | 966.31    | 981.21            | 19,983.68             |
| 1952              | Max Israel Scholarship      | Scholarships            | 16,485.88            |           | 161.39        | 16,647.27         | 846.54               | 859.60    | 846.54    | 859.60            | 17,506.87             |
| 1986              | Evelyn Beane                | Scholarships            | 1,095.66             |           | 10.73         | 1,106.39          | 111.29               | 59.86     | 111.29    | 59.86             | 1,166.25              |
| 1987              | Charles H Tucker            | Scholarships            | 7,757.36             |           | 75.94         | 7,833.30          | 398.34               | 404.48    | 398.34    | 404.48            | 8,237.78              |
| 1985              | Geo Parmenter Schol         | Scholarships            | 6,045.54             |           | 59.18         | 6,104.72          | 310.44               | 315.22    | 310.44    | 315.22            | 6,419.94              |
| 1997              | Kathy Conroy Scholarship    | Scholarships            | 4,278.49             |           | 41.89         | 4,320.38          | 189.00               | 221.56    | 189.00    | 221.56            | 4,541.94              |
| 1997              | John W Blair Scholarship    | Scholarships            | 1,439.21             | 2,050.00  | 32.50         | 3,521.71          | 7.61                 | 165.01    | 300.00    | (127.38)          | 3,394.33              |
| 1998              | Francis Brown Scholarship   | Scholarships            | 0.00                 | 14,000.00 | 76.11         | 14,076.11         | 0.00                 | 552.61    |           | 552.61            | 14,628.72             |
| 1998              | Scott Parmenter Scholarship | Scholarships            | 0.00                 | 2,000.00  | 11.26         | 2,011.26          | 0.00                 | 57.07     |           | 57.07             | 2,068.33              |
| Scholarship Funds |                             |                         | 76,106.38            | 19,098.00 | 859.92        | 96,064.30         | 3,865.95             | 4,715.11  | 4,158.34  | 4,422.72          | 100,487.02            |

**REPORT OF THE TRUSTEES OF TRUST FUNDS OF THE TOWN OF HENNIKER FOR 1998**

|      |                          |                         | PRINCIPAL    |           |               |              | INCOME     |            |           | TOTAL      |              |
|------|--------------------------|-------------------------|--------------|-----------|---------------|--------------|------------|------------|-----------|------------|--------------|
|      |                          |                         | BEGINNING    | NEW FUNDS | GAIN/<br>LOSS | ENDING       | BEGINNING  | INCOME     | PAID OUT  | ENDING     | PRINCIPAL &  |
| DATE | TRUST NAME               | PURPOSE                 | BALANCE      |           | BALANCE       | BALANCE      | BALANCE    |            | BALANCE   | BALANCE    | INCOME       |
| 1930 | L A Cogswell             | High School Bldg        | 177,690.75   |           | 1,739.57      | 179,430.32   | 147,660.27 | 16,135.72  |           | 163,795.99 | 343,226.31   |
| 1920 | D&W & El Cogswell        | Schools                 | 206,638.77   |           | 2,022.96      | 208,661.73   | 10,610.82  | 10,774.45  | 10,610.82 | 10,774.45  | 219,436.18   |
| 1937 | Annie Blaisdell          | Temperance films/school | 1,398.89     |           | 13.69         | 1,412.58     | 3,252.12   | 230.67     |           | 3,482.79   | 4,895.37     |
| 1929 | George H. Dodge          | Attendance prizes       | 1,181.73     |           | 11.57         | 1,193.30     | 941.06     | 105.28     |           | 1,046.34   | 2,239.64     |
|      | School Funds             |                         | 386,910.14   | 0.00      | 3,787.79      | 390,697.93   | 162,464.27 | 27,246.12  | 10,610.82 | 179,099.57 | 569,797.50   |
| 1968 | Geo W Noyes              | Benefit Town            | 1,018.02     |           | 9.97          | 1,027.99     | 52.27      | 53.08      | 52.27     | 53.08      | 1,081.07     |
| 1976 | Ida Badger               | Town Expenses           | 4,795.86     |           | 46.95         | 4,842.81     | 246.27     | 250.06     | 246.27    | 250.06     | 5,092.87     |
| 1925 | J. Proctor & Proctor Fam | Stone bridge/town vote  | 107,408.04   |           | 1,051.51      | 108,459.55   | 126,432.54 | 11,597.28  |           | 138,029.82 | 246,489.37   |
| 1935 | James R Straw            | As voted by Town        | 432,645.40   |           | 4,235.53      | 436,880.93   | 22,216.17  | 22,558.78  | 22,216.17 | 22,558.78  | 459,439.71   |
|      | Town Funds               |                         | 545,867.32   | 0.00      | 5,343.96      | 551,211.28   | 148,947.25 | 34,459.20  | 22,514.71 | 160,891.74 | 712,103.02   |
| 1929 | L A Cogswell Athletic    | Athletic Field          | 25,760.58    |           | 252.19        | 26,012.77    | 12,183.29  | 1,881.82   |           | 14,065.11  | 40,077.88    |
| 1951 | H B Preston Forestry     | Preston Forest          | 4,474.90     |           | 43.81         | 4,518.71     | 9,026.47   | 669.60     |           | 9,696.07   | 14,214.78    |
| 1920 | D&W & EL Cogswell        | Parks                   | 29,519.80    |           | 288.99        | 29,808.79    | 1,515.83   | 1,539.21   | 1,515.83  | 1,539.21   | 31,348.00    |
| 1929 | L A Cogswell             | Azalea Park             | 24,453.71    |           | 239.40        | 24,693.11    | 1,255.69   | 1,275.05   | 1,255.69  | 1,275.05   | 25,968.16    |
| 1935 | F J Constantine          | Town Poor               | 4,120.23     |           | 40.34         | 4,160.57     | 211.61     | 214.84     | 211.61    | 214.84     | 4,375.41     |
|      | Miscellaneous Funds      |                         | 88,329.22    | 0.00      | 864.73        | 89,193.95    | 24,192.89  | 5,580.52   | 2,983.13  | 26,790.28  | 115,984.23   |
|      | TOTALS                   |                         | 1,647,147.84 | 20,198.00 | 16,242.59     | 1,683,588.43 | 367,615.69 | 100,682.93 | 68,412.33 | 399,886.29 | 2,083,474.72 |

NOTE: Francis Brown Scholarship includes 167.06 in additional income earned before transfer to common trust fund account

**REPORT OF THE TRUSTEES OF TRUST FUNDS OF THE TOWN OF HENNIKER FOR 1998-CEMETERIES**

|      |                           |            | PRINCIPAL |           |               |                   | INCOME    |         |        |          | TOTAL                 |
|------|---------------------------|------------|-----------|-----------|---------------|-------------------|-----------|---------|--------|----------|-----------------------|
|      |                           |            | BEGINNING |           | GAIN/<br>LOSS | ENDING<br>BALANCE | BEGINNING |         | ENDING |          | PRINCIPAL &<br>INCOME |
| DATE | TRUST NAME                | PURPOSE    | BALANCE   | NEW FUNDS |               |                   | BALANCE   | BALANCE | INCOME | PAID OUT |                       |
| 1911 | ALBERT C CLARK            | PERP. CARE | 470.87    |           | 4.61          | 475.48            | 24.18     | 24.55   | 24.18  | 24.55    | 500.03                |
| 1914 | NATHAN CARTER             | PERP. CARE | 470.87    |           | 4.61          | 475.48            | 24.18     | 24.55   | 24.18  | 24.55    | 500.03                |
| 1904 | MARK DUSTIN               | PERP. CARE | 470.87    |           | 4.61          | 475.48            | 24.18     | 24.55   | 24.18  | 24.55    | 500.03                |
| 1911 | ADDIE F COGSWELL          | PERP. CARE | 235.39    |           | 2.30          | 237.69            | 12.09     | 12.27   | 12.09  | 12.27    | 249.96                |
| 1909 | SARAH P RICHARDSON        | PERP. CARE | 1,177.15  |           | 11.52         | 1,188.67          | 60.45     | 61.38   | 60.45  | 61.38    | 1,250.05              |
| 1913 | JENNIE F NUTTER           | PERP. CARE | 353.14    |           | 3.46          | 356.60            | 18.13     | 18.41   | 18.13  | 18.41    | 375.01                |
| 1911 | NATHAN NEWTON             | PERP. CARE | 235.39    |           | 2.30          | 237.69            | 12.09     | 12.27   | 12.09  | 12.27    | 249.96                |
| 1918 | FANNIE F WHITCOMB         | PERP. CARE | 473.39    |           | 4.63          | 478.02            | 24.31     | 24.68   | 24.31  | 24.68    | 502.70                |
| 1910 | FIDELIA H CARTER          | PERP. CARE | 470.87    |           | 4.61          | 475.48            | 24.18     | 24.55   | 24.18  | 24.55    | 500.03                |
| 1911 | EDWIN B HOWE              | PERP. CARE | 470.87    |           | 4.61          | 475.48            | 24.18     | 24.55   | 24.18  | 24.55    | 500.03                |
| 1915 | WILLIAM P HARWOOD         | PERP. CARE | 470.87    |           | 4.61          | 475.48            | 24.18     | 24.55   | 24.18  | 24.55    | 500.03                |
| 1916 | GEORGIANNA PATTERSON      | PERP. CARE | 941.71    |           | 9.22          | 950.93            | 48.36     | 49.10   | 48.36  | 49.10    | 1,000.03              |
| 1916 | SARAH W PILLSBURY         | PERP. CARE | 706.26    |           | 6.91          | 713.17            | 36.27     | 36.83   | 36.27  | 36.83    | 750.00                |
| 1916 | LEVI S CONNOR             | PERP. CARE | 470.87    |           | 4.61          | 475.48            | 24.18     | 24.55   | 24.18  | 24.55    | 500.03                |
| 1916 | WARREN SANBORN            | PERP. CARE | 329.59    |           | 3.23          | 332.82            | 16.92     | 17.19   | 16.92  | 17.19    | 350.01                |
| 1916 | SETH W STRAW              | PERP. CARE | 470.87    |           | 4.61          | 475.48            | 24.18     | 24.55   | 24.18  | 24.55    | 500.03                |
| 1917 | MERCIE B BACON            | PERP. CARE | 235.39    |           | 2.30          | 237.69            | 12.09     | 12.27   | 12.09  | 12.27    | 249.96                |
| 1918 | ALMEDIA FELCH             | PERP. CARE | 470.87    |           | 4.61          | 475.48            | 24.18     | 24.55   | 24.18  | 24.55    | 500.03                |
| 1918 | R M DOWLIN                | PERP. CARE | 470.87    |           | 4.61          | 475.48            | 24.18     | 24.55   | 24.18  | 24.55    | 500.03                |
| 1918 | LEVI C NEWTON             | PERP. CARE | 470.87    |           | 4.61          | 475.48            | 24.18     | 24.55   | 24.18  | 24.55    | 500.03                |
| 1918 | JOSEPHINE S COLBY         | PERP. CARE | 470.87    |           | 4.61          | 475.48            | 24.18     | 24.55   | 24.18  | 24.55    | 500.03                |
| 1918 | FRANKLIN C GOSS           | PERP. CARE | 470.87    |           | 4.61          | 475.48            | 24.18     | 24.55   | 24.18  | 24.55    | 500.03                |
| 1919 | GEORGE A EASTMAN          | PERP. CARE | 941.71    |           | 9.22          | 950.93            | 48.36     | 49.10   | 48.36  | 49.10    | 1,000.03              |
| 1919 | JENNIE C ALLISON          | PERP. CARE | 470.87    |           | 4.61          | 475.48            | 24.18     | 24.55   | 24.18  | 24.55    | 500.03                |
| 1914 | FANNIE W WHITCOMB         | PERP. CARE | 470.87    |           | 4.61          | 475.48            | 24.18     | 24.55   | 24.18  | 24.55    | 500.03                |
| 1918 | JOLIN H SAVAGE            | PERP. CARE | 235.39    |           | 2.30          | 237.69            | 12.09     | 12.27   | 12.09  | 12.27    | 249.96                |
| 1919 | ZAHOH DUSTIN              | PERP. CARE | 470.87    |           | 4.61          | 475.48            | 24.18     | 24.55   | 24.18  | 24.55    | 500.03                |
| 1920 | FRANK A CONNOR            | PERP. CARE | 470.87    |           | 4.61          | 475.48            | 24.18     | 24.55   | 24.18  | 24.55    | 500.03                |
| 1919 | EDGAR M CLOUGH            | PERP. CARE | 470.87    |           | 4.61          | 475.48            | 24.18     | 24.55   | 24.18  | 24.55    | 500.03                |
| 1919 | HENRY E MERRICK           | PERP. CARE | 235.39    |           | 2.30          | 237.69            | 12.09     | 12.27   | 12.09  | 12.27    | 249.96                |
| 1920 | BETSEY J COLBY            | PERP. CARE | 470.87    |           | 4.61          | 475.48            | 24.18     | 24.55   | 24.18  | 24.55    | 500.03                |
| 1953 | TIMOTHY PEASLEE           | PERP. CARE | 1,412.57  |           | 13.83         | 1,426.40          | 72.54     | 73.65   | 72.54  | 73.65    | 1,500.05              |
| 1921 | CHARLES L MATTHEWS        | PERP. CARE | 470.87    |           | 4.61          | 475.48            | 24.18     | 24.55   | 24.18  | 24.55    | 500.03                |
| 1922 | ALMA P SHEPARD            | PERP. CARE | 470.87    |           | 4.61          | 475.48            | 24.18     | 24.55   | 24.18  | 24.55    | 500.03                |
| 1922 | GEORGE R MCALLISTER       | PERP. CARE | 470.87    |           | 4.61          | 475.48            | 24.18     | 24.55   | 24.18  | 24.55    | 500.03                |
| 1923 | ALILIAN C WHEELER         | PERP. CARE | 470.87    |           | 4.61          | 475.48            | 24.18     | 24.55   | 24.18  | 24.55    | 500.03                |
| 1922 | WILLIAM F RAYMOND         | PERP. CARE | 470.87    |           | 4.61          | 475.48            | 24.18     | 24.55   | 24.18  | 24.55    | 500.03                |
| 1922 | JOSEPH H WESTCOMB         | PERP. CARE | 706.26    |           | 6.91          | 713.17            | 36.27     | 36.83   | 36.27  | 36.83    | 750.00                |
| 1923 | ADA C DODGE               | PERP. CARE | 470.87    |           | 4.61          | 475.48            | 24.18     | 24.55   | 24.18  | 24.55    | 500.03                |
| 1924 | J MADISON COLBY           | PERP. CARE | 470.87    |           | 4.61          | 475.48            | 24.18     | 24.55   | 24.18  | 24.55    | 500.03                |
| 1958 | EJ AND LK KILBURN         | PERP. CARE | 235.39    |           | 2.30          | 237.69            | 12.09     | 12.27   | 12.09  | 12.27    | 249.96                |
| 1961 | MARY E FLANDERS           | PERP. CARE | 941.71    |           | 9.22          | 950.93            | 48.36     | 49.10   | 48.36  | 49.10    | 1,000.03              |
| 1963 | NELLIE PUTNEY & CF CARTER | PERP. CARE | 470.87    |           | 4.61          | 475.48            | 24.18     | 24.55   | 24.18  | 24.55    | 500.03                |
| 1967 | ALBERT H ROGERS           | PERP. CARE | 1,883.99  |           | 18.44         | 1,902.43          | 96.74     | 98.23   | 96.74  | 98.23    | 2,000.66              |
| 1974 | BERNARD F HALL            | PERP. CARE | 941.71    |           | 9.22          | 950.93            | 48.36     | 49.10   | 48.36  | 49.10    | 1,000.03              |

| REPORT OF THE TRUSTEES OF TRUST FUNDS OF THE TOWN OF HENNIKER FOR 1998-CEMETERIES |                             |            |                      |           |               |                   |                      |        |          |                   |                       |
|---|-----------------------------|------------|----------------------|-----------|---------------|-------------------|----------------------|--------|----------|-------------------|-----------------------|
| DATE  | TRUST NAME                  | PURPOSE    | PRINCIPAL            |           |               | INCOME            |                      |        |          | TOTAL             |                       |
|   |                             |            | BEGINNING<br>BALANCE | NEW FUNDS | GAIN/<br>LOSS | ENDING<br>BALANCE | BEGINNING<br>BALANCE | INCOME | PAID OUT | ENDING<br>BALANCE | PRINCIPAL &<br>INCOME |
| 1981  | NORMAN O RAYMOND            | PERP. CARE | 470.87               |           | 4.61          | 475.48            | 24.18                | 24.55  | 24.18    | 24.55             | 500.03                |
| 1980  | MH & FW BENNETT             | PERP. CARE | 941.71               |           | 9.22          | 950.93            | 48.36                | 49.10  | 48.36    | 49.10             | 1,000.03              |
| 1925  | JAMES B PHILLIPS            | PERP. CARE | 470.87               |           | 4.61          | 475.48            | 24.18                | 24.55  | 24.18    | 24.55             | 500.03                |
| 1925  | ALBERT H CHASE              | PERP. CARE | 470.87               |           | 4.61          | 475.48            | 24.18                | 24.55  | 24.18    | 24.55             | 500.03                |
| 1925  | LIZZIE H ANDREWS            | PERP. CARE | 470.87               |           | 4.61          | 475.48            | 24.18                | 24.55  | 24.18    | 24.55             | 500.03                |
| 1926  | HATTIE M CHASE              | PERP. CARE | 470.87               |           | 4.61          | 475.48            | 24.18                | 24.55  | 24.18    | 24.55             | 500.03                |
| 1926  | HATTIE M CHASE (FOLLANSBEE) | PERP. CARE | 470.87               |           | 4.61          | 475.48            | 24.18                | 24.55  | 24.18    | 24.55             | 500.03                |
| 1927  | SAMUEL K PAGE               | PERP. CARE | 470.87               |           | 4.61          | 475.48            | 24.18                | 24.55  | 24.18    | 24.55             | 500.03                |
| 1928  | EVA M BARNES                | PERP. CARE | 235.39               |           | 2.30          | 237.69            | 12.09                | 12.27  | 12.09    | 12.27             | 249.96                |
| 1928  | WILLIAM F FLANDERS          | PERP. CARE | 706.26               |           | 6.91          | 713.17            | 36.27                | 36.83  | 36.27    | 36.83             | 750.00                |
| 1928  | ELLAN R BACON               | PERP. CARE | 470.87               |           | 4.61          | 475.48            | 24.18                | 24.55  | 24.18    | 24.55             | 500.03                |
| 1928  | AMMIE L BACON               | PERP. CARE | 470.87               |           | 4.61          | 475.48            | 24.18                | 24.55  | 24.18    | 24.55             | 500.03                |
| 1928  | CHARLES E FAVOR             | PERP. CARE | 470.87               |           | 4.61          | 475.48            | 24.18                | 24.55  | 24.18    | 24.55             | 500.03                |
| 1928  | ELLA P MANCHESTER           | PERP. CARE | 470.87               |           | 4.61          | 475.48            | 24.18                | 24.55  | 24.18    | 24.55             | 500.03                |
| 1928  | ANDREW P FAVOR              | PERP. CARE | 235.39               |           | 2.30          | 237.69            | 12.09                | 12.27  | 12.09    | 12.27             | 249.96                |
| 1929  | LILLA J HOWE                | PERP. CARE | 235.39               |           | 2.30          | 237.69            | 12.09                | 12.27  | 12.09    | 12.27             | 249.96                |
| 1929  | MARY C EATON                | PERP. CARE | 470.87               |           | 4.61          | 475.48            | 24.18                | 24.55  | 24.18    | 24.55             | 500.03                |
| 1929  | SARAH M CHILDS              | PERP. CARE | 470.87               |           | 4.61          | 475.48            | 24.18                | 24.55  | 24.18    | 24.55             | 500.03                |
| 1929  | FH & RE STRAW               | PERP. CARE | 470.87               |           | 4.61          | 475.48            | 24.18                | 24.55  | 24.18    | 24.55             | 500.03                |
| 1930  | GEORGIA E WITHERILL         | PERP. CARE | 470.87               |           | 4.61          | 475.48            | 24.18                | 24.55  | 24.18    | 24.55             | 500.03                |
| 1930  | HATTIE W MESSER             | PERP. CARE | 470.87               |           | 4.61          | 475.48            | 24.18                | 24.55  | 24.18    | 24.55             | 500.03                |
| 1930  | GEORGE C PRESTON            | PERP. CARE | 470.87               |           | 4.61          | 475.48            | 24.18                | 24.55  | 24.18    | 24.55             | 500.03                |
| 1930  | FRANK J PEABODY             | PERP. CARE | 470.87               |           | 4.61          | 475.48            | 24.18                | 24.55  | 24.18    | 24.55             | 500.03                |
| 1930  | MARY FARRAR                 | PERP. CARE | 470.87               |           | 4.61          | 475.48            | 24.18                | 24.55  | 24.18    | 24.55             | 500.03                |
| 1931  | IRA CONNOR                  | PERP. CARE | 329.59               |           | 3.23          | 332.82            | 16.92                | 17.19  | 16.92    | 17.19             | 350.01                |
| 1931  | CHARLES T MATTHEWS          | PERP. CARE | 329.59               |           | 3.23          | 332.82            | 16.92                | 17.19  | 16.92    | 17.19             | 350.01                |
| 1931  | IDA O ATKINSON              | PERP. CARE | 235.39               |           | 2.30          | 237.69            | 12.09                | 12.27  | 12.09    | 12.27             | 249.96                |
| 1931  | WILLIAM H BEAN              | PERP. CARE | 470.87               |           | 4.61          | 475.48            | 24.18                | 24.55  | 24.18    | 24.55             | 500.03                |
| 1932  | GEORGE H DREW               | PERP. CARE | 470.87               |           | 4.61          | 475.48            | 24.18                | 24.55  | 24.18    | 24.55             | 500.03                |
| 1953  | HARRISON B MORRELL          | PERP. CARE | 470.87               |           | 4.61          | 475.48            | 24.18                | 24.55  | 24.18    | 24.55             | 500.03                |
| 1921  | CHARLES H COURSER           | PERP. CARE | 235.39               |           | 2.30          | 237.69            | 12.09                | 12.27  | 12.09    | 12.27             | 249.96                |
| 1932  | THOMAS W SARGENT            | PERP. CARE | 470.87               |           | 4.61          | 475.48            | 24.18                | 24.55  | 24.18    | 24.55             | 500.03                |
| 1932  | HARRISON COLBY              | PERP. CARE | 470.87               |           | 4.61          | 475.48            | 24.18                | 24.55  | 24.18    | 24.55             | 500.03                |
| 1932  | JOHN BRADY                  | PERP. CARE | 470.87               |           | 4.61          | 475.48            | 24.18                | 24.55  | 24.18    | 24.55             | 500.03                |
| 1933  | ALBERT E CHOATE             | PERP. CARE | 470.87               |           | 4.61          | 475.48            | 24.18                | 24.55  | 24.18    | 24.55             | 500.03                |
| 1933  | EDWARD B LAWRENCE           | PERP. CARE | 470.87               |           | 4.61          | 475.48            | 24.18                | 24.55  | 24.18    | 24.55             | 500.03                |
| 1934  | CHARLES W MARTIN            | PERP. CARE | 1,412.57             |           | 13.83         | 1,426.40          | 72.54                | 73.65  | 72.54    | 73.65             | 1,500.05              |
| 1934  | GEORGE W RICE               | PERP. CARE | 470.87               |           | 4.61          | 475.48            | 24.18                | 24.55  | 24.18    | 24.55             | 500.03                |
| 1934  | JAMES G RICE                | PERP. CARE | 470.87               |           | 4.61          | 475.48            | 24.18                | 24.55  | 24.18    | 24.55             | 500.03                |
| 1934  | JACOB & HARRISON RICE       | PERP. CARE | 470.87               |           | 4.61          | 475.48            | 24.18                | 24.55  | 24.18    | 24.55             | 500.03                |
| 1934  | EDWARD G FLANDERS           | PERP. CARE | 470.87               |           | 4.61          | 475.48            | 24.18                | 24.55  | 24.18    | 24.55             | 500.03                |
| 1935  | FRED W SHELTON              | PERP. CARE | 470.87               |           | 4.61          | 475.48            | 24.18                | 24.55  | 24.18    | 24.55             | 500.03                |
| 1935  | HF & AR COURSER             | PERP. CARE | 470.87               |           | 4.61          | 475.48            | 24.18                | 24.55  | 24.18    | 24.55             | 500.03                |
| 1935  | JACOB GORDON                | PERP. CARE | 470.87               |           | 4.61          | 475.48            | 24.18                | 24.55  | 24.18    | 24.55             | 500.03                |
| 1935  | LILLIAN F HALE              | PERP. CARE | 470.87               |           | 4.61          | 475.48            | 24.18                | 24.55  | 24.18    | 24.55             | 500.03                |

| REPORT OF THE TRUSTEES OF TRUST FUNDS OF THE TOWN OF HENNIKER FOR 1998-CEMETERIES |                           |            |                      |           |               |                   |                      |        |          |                   |                       |
|---|---------------------------|------------|----------------------|-----------|---------------|-------------------|----------------------|--------|----------|-------------------|-----------------------|
| DATE  | TRUST NAME                | PURPOSE    | PRINCIPAL            |           |               |                   | INCOME               |        |          |                   | TOTAL                 |
|   |                           |            | BEGINNING<br>BALANCE | NEW FUNDS | GAIN/<br>LOSS | ENDING<br>BALANCE | BEGINNING<br>BALANCE | INCOME | PAID OUT | ENDING<br>BALANCE | PRINCIPAL &<br>INCOME |
| 1935  | JOHN F FALVEY             | PERP. CARE | 470.87               |           | 4.61          | 475.48            | 24.18                | 24.55  | 24.18    | 24.55             | 500.03                |
| 1935  | BOWEN FAMILY              | PERP. CARE | 470.87               |           | 4.61          | 475.48            | 24.18                | 24.55  | 24.18    | 24.55             | 500.03                |
| 1935  | FITZ H COURSER            | PERP. CARE | 470.87               |           | 4.61          | 475.48            | 24.18                | 24.55  | 24.18    | 24.55             | 500.03                |
| 1935  | WHITEMORE-CURRIER         | PERP. CARE | 470.87               |           | 4.61          | 475.48            | 24.18                | 24.55  | 24.18    | 24.55             | 500.03                |
| 1960  | WILLIAM BISHOPRIC         | PERP. CARE | 470.87               |           | 4.61          | 475.48            | 24.18                | 24.55  | 24.18    | 24.55             | 500.03                |
| 1973  | JULIA RUTH STEWART        | PERP. CARE | 470.87               |           | 4.61          | 475.48            | 24.18                | 24.55  | 24.18    | 24.55             | 500.03                |
| 1979  | MD & DM FALLON            | PERP. CARE | 470.87               |           | 4.61          | 475.48            | 24.18                | 24.55  | 24.18    | 24.55             | 500.03                |
| 1937  | AD HUNTOON                | PERP. CARE | 470.87               |           | 4.61          | 475.48            | 24.18                | 24.55  | 24.18    | 24.55             | 500.03                |
| 1937  | BION E GALE               | PERP. CARE | 353.14               |           | 3.46          | 356.60            | 18.13                | 18.41  | 18.13    | 18.41             | 375.01                |
| 1937  | JOHN H BROWN              | PERP. CARE | 235.39               |           | 2.30          | 237.69            | 12.09                | 12.27  | 12.09    | 12.27             | 249.96                |
| 1938  | MYRON J PRESBY            | PERP. CARE | 353.14               |           | 3.46          | 356.60            | 18.13                | 18.41  | 18.13    | 18.41             | 375.01                |
| 1939  | IDA M BARNES              | PERP. CARE | 1,412.56             |           | 13.83         | 1,426.39          | 72.53                | 73.65  | 72.53    | 73.65             | 1,500.04              |
| 1939  | SQA NEWTON                | PERP. CARE | 470.87               |           | 4.61          | 475.48            | 24.18                | 24.55  | 24.18    | 24.55             | 500.03                |
| 1939  | AMMIE L BACON(ADDITIONAL) | PERP. CARE | 470.87               |           | 4.61          | 475.48            | 24.18                | 24.55  | 24.18    | 24.55             | 500.03                |
| 1939  | HEMAN D PATTERSON         | PERP. CARE | 470.87               |           | 4.61          | 475.48            | 24.18                | 24.55  | 24.18    | 24.55             | 500.03                |
| 1939  | GEORGE P FARRAR           | PERP. CARE | 470.87               |           | 4.61          | 475.48            | 24.18                | 24.55  | 24.18    | 24.55             | 500.03                |
| 1936  | CLARK OLENECK             | PERP. CARE | 470.87               |           | 4.61          | 475.48            | 24.18                | 24.55  | 24.18    | 24.55             | 500.03                |
| 1939  | ED & RB WALLACE           | PERP. CARE | 941.71               |           | 9.22          | 950.93            | 48.36                | 49.10  | 48.36    | 49.10             | 1,000.03              |
| 1939  | WELL DAVIS                | PERP. CARE | 470.87               |           | 4.61          | 475.48            | 24.18                | 24.55  | 24.18    | 24.55             | 500.03                |
| 1940  | JULIE A LEWIS             | PERP. CARE | 941.71               |           | 9.22          | 950.93            | 48.36                | 49.10  | 48.36    | 49.10             | 1,000.03              |
| 1940  | AM INGERSOLL              | PERP. CARE | 470.87               |           | 4.61          | 475.48            | 24.18                | 24.55  | 24.18    | 24.55             | 500.03                |
| 1941  | DANIEL CATE               | PERP. CARE | 470.87               |           | 4.61          | 475.48            | 24.18                | 24.55  | 24.18    | 24.55             | 500.03                |
| 1941  | WILLIS ROBBINS            | PERP. CARE | 470.87               |           | 4.61          | 475.48            | 24.18                | 24.55  | 24.18    | 24.55             | 500.03                |
| 1942  | E C STEELE                | PERP. CARE | 23.55                |           | 0.23          | 23.78             | 1.21                 | 1.23   | 1.21     | 1.23              | 25.01                 |
| 1943  | W O & J F FLANDERS        | PERP. CARE | 941.71               |           | 9.22          | 950.93            | 48.36                | 49.10  | 48.36    | 49.10             | 1,000.03              |
| 1918  | M ELIZABETH WHITCOMB      | PERP. CARE | 470.87               |           | 4.61          | 475.48            | 24.18                | 24.55  | 24.18    | 24.55             | 500.03                |
| 1943  | WALTER A CONNOR           | PERP. CARE | 941.71               |           | 9.22          | 950.93            | 48.36                | 49.10  | 48.36    | 49.10             | 1,000.03              |
| 1943  | MARY L WIGGEN             | PERP. CARE | 470.87               |           | 4.61          | 475.48            | 24.18                | 24.55  | 24.18    | 24.55             | 500.03                |
| 1943  | GEORGE A COLBY            | PERP. CARE | 470.87               |           | 4.61          | 475.48            | 24.18                | 24.55  | 24.18    | 24.55             | 500.03                |
| 1944  | FRED A LEAVITT            | PERP. CARE | 706.26               |           | 6.91          | 713.17            | 36.27                | 36.83  | 36.27    | 36.83             | 750.00                |
| 1944  | FRED N WEBSTER            | PERP. CARE | 235.39               |           | 2.30          | 237.69            | 12.09                | 12.27  | 12.09    | 12.27             | 249.96                |
| 1944  | HERBERT C HOYT            | PERP. CARE | 235.39               |           | 2.30          | 237.69            | 12.09                | 12.27  | 12.09    | 12.27             | 249.96                |
| 1946  | IDA B MORSE               | PERP. CARE | 470.87               |           | 4.61          | 475.48            | 24.18                | 24.55  | 24.18    | 24.55             | 500.03                |
| 1948  | PATTEN BENNET             | PERP. CARE | 470.87               |           | 4.61          | 475.48            | 24.18                | 24.55  | 24.18    | 24.55             | 500.03                |
| 1949  | FRANK L CHASE             | PERP. CARE | 470.87               |           | 4.61          | 475.48            | 24.18                | 24.55  | 24.18    | 24.55             | 500.03                |
| 1949  | HERBERT W & FLORA CARNES  | PERP. CARE | 941.71               |           | 9.22          | 950.93            | 48.36                | 49.10  | 48.36    | 49.10             | 1,000.03              |
| 1950  | A G PRESTON               | PERP. CARE | 235.39               |           | 2.30          | 237.69            | 12.09                | 12.27  | 12.09    | 12.27             | 249.96                |
| 1951  | JOHN W & ANNIE COCHRANE   | PERP. CARE | 706.26               |           | 6.91          | 713.17            | 36.27                | 36.83  | 36.27    | 36.83             | 750.00                |
| 1953  | MATTIS A PEASLEE          | PERP. CARE | 941.71               |           | 9.22          | 950.93            | 48.36                | 49.10  | 48.36    | 49.10             | 1,000.03              |
| 1955  | WILBUR BLAISDELL          | PERP. CARE | 706.26               |           | 6.91          | 713.17            | 36.27                | 36.83  | 36.27    | 36.83             | 750.00                |
| 1956  | CHARLES F COGSWELL        | PERP. CARE | 470.87               |           | 4.61          | 475.48            | 24.18                | 24.55  | 24.18    | 24.55             | 500.03                |
| 1917  | ALMUS W MORSE             | PERP. CARE | 941.71               |           | 9.22          | 950.93            | 48.36                | 49.10  | 48.36    | 49.10             | 1,000.03              |
| 1918  | ADDIE I STEVENS           | PERP. CARE | 3,294.31             |           | 32.25         | 3,326.56          | 169.18               | 171.77 | 169.18   | 171.77            | 3,498.33              |
| 1922  | GEORGE H DODGE            | PERP. CARE | 353.14               |           | 3.46          | 356.60            | 18.13                | 18.41  | 18.13    | 18.41             | 375.01                |
| 1929  | JAMES H FLANDERS          | PERP. CARE | 235.39               |           | 2.30          | 237.69            | 12.09                | 12.27  | 12.09    | 12.27             | 249.96                |

**REPORT OF THE TRUSTEES OF TRUST FUNDS OF THE TOWN OF HENNIKER FOR 1998-CEMETERIES**

| DATE | TRUST NAME                    | PURPOSE    | PRINCIPAL            |           |               |                   | INCOME               |        |          |                   | TOTAL                 |
|------|-------------------------------|------------|----------------------|-----------|---------------|-------------------|----------------------|--------|----------|-------------------|-----------------------|
|      |                               |            | BEGINNING<br>BALANCE | NEW FUNDS | GAIN/<br>LOSS | ENDING<br>BALANCE | BEGINNING<br>BALANCE | INCOME | PAID OUT | ENDING<br>BALANCE | PRINCIPAL &<br>INCOME |
| 1939 | GRANT BROWN                   | PERP. CARE | 235.39               |           | 2.30          | 237.69            | 12.09                | 12.27  | 12.09    | 12.27             | 249.96                |
| 1957 | EPHRAIM P GOSS                | PERP. CARE | 470.87               |           | 4.61          | 475.48            | 24.18                | 24.55  | 24.18    | 24.55             | 500.03                |
| 1957 | LILLIAN HERRICK               | PERP. CARE | 470.87               |           | 4.61          | 475.48            | 24.18                | 24.55  | 24.18    | 24.55             | 500.03                |
| 1962 | CHARLES A TAYLOR              | PERP. CARE | 470.87               |           | 4.61          | 475.48            | 24.18                | 24.55  | 24.18    | 24.55             | 500.03                |
| 1962 | DR GEORGE H SANBORN           | PERP. CARE | 941.71               |           | 9.22          | 950.93            | 48.36                | 49.10  | 48.36    | 49.10             | 1,000.03              |
| 1962 | CHARLES E & STELLA M FLANDERS | PERP. CARE | 470.87               |           | 4.61          | 475.48            | 24.18                | 24.55  | 24.18    | 24.55             | 500.03                |
| 1961 | WILLIAM H GILMORE             | PERP. CARE | 941.71               |           | 9.22          | 950.93            | 48.36                | 49.10  | 48.36    | 49.10             | 1,000.03              |
| 1930 | J WILLIS PLUMMER              | PERP. CARE | 470.87               |           | 4.61          | 475.48            | 24.18                | 24.55  | 24.18    | 24.55             | 500.03                |
| 1934 | WILLIAM OSBORNE               | PERP. CARE | 235.39               |           | 2.30          | 237.69            | 12.09                | 12.27  | 12.09    | 12.27             | 249.96                |
| 1934 | LEVI COLBY FAMILY             | PERP. CARE | 235.39               |           | 2.30          | 237.69            | 12.09                | 12.27  | 12.09    | 12.27             | 249.96                |
| 1964 | JOSEPH G WADSWORTH            | PERP. CARE | 470.87               |           | 4.61          | 475.48            | 24.18                | 24.55  | 24.18    | 24.55             | 500.03                |
| 1979 | WILBER S CARNES               | PERP. CARE | 470.87               |           | 4.61          | 475.48            | 24.18                | 24.55  | 24.18    | 24.55             | 500.03                |
| 1952 | IDA MAE GIBSON                | PERP. CARE | 941.71               |           | 9.22          | 950.93            | 48.36                | 49.10  | 48.36    | 49.10             | 1,000.03              |
| 1938 | JESSIE M FISHER               | PERP. CARE | 941.71               |           | 9.22          | 950.93            | 48.36                | 49.10  | 48.36    | 49.10             | 1,000.03              |
| 1940 | JULIA A LEWIS                 | PERP. CARE | 941.71               |           | 9.22          | 950.93            | 48.36                | 49.10  | 48.36    | 49.10             | 1,000.03              |
| 1946 | ED & NELLIS HEMPHILL          | PERP. CARE | 941.71               |           | 9.22          | 950.93            | 48.36                | 49.10  | 48.36    | 49.10             | 1,000.03              |
| 1908 | EDNA DEAN PROCTOR             | PERP. CARE | 941.71               |           | 9.22          | 950.93            | 48.36                | 49.10  | 48.36    | 49.10             | 1,000.03              |
| 1906 | ALMIRA COOK                   | PERP. CARE | 235.39               |           | 2.30          | 237.69            | 12.09                | 12.27  | 12.09    | 12.27             | 249.96                |
| 1908 | SARAH M MORSE                 | PERP. CARE | 470.87               |           | 4.61          | 475.48            | 24.18                | 24.55  | 24.18    | 24.55             | 500.03                |
| 1912 | MARY C WADSWORTH              | PERP. CARE | 235.39               |           | 2.30          | 237.69            | 12.09                | 12.27  | 12.09    | 12.27             | 249.96                |
| 1903 | RUFUS T HOWE                  | PERP. CARE | 941.71               |           | 9.22          | 950.93            | 48.36                | 49.10  | 48.36    | 49.10             | 1,000.03              |
| 1903 | GEORGE W TUCKER               | PERP. CARE | 470.87               |           | 4.61          | 475.48            | 24.18                | 24.55  | 24.18    | 24.55             | 500.03                |
| 1906 | MARY S COGSWELL               | PERP. CARE | 470.87               |           | 4.61          | 475.48            | 24.18                | 24.55  | 24.18    | 24.55             | 500.03                |
| 1903 | CHARLES BOWMAN                | PERP. CARE | 235.39               |           | 2.30          | 237.69            | 12.09                | 12.27  | 12.09    | 12.27             | 249.96                |
| 1916 | GEORGIANNA PATTERSON          | PERP. CARE | 941.71               |           | 9.22          | 950.93            | 48.36                | 49.10  | 48.36    | 49.10             | 1,000.03              |
| 1918 | ELIZABETH P GOVE              | PERP. CARE | 941.71               |           | 9.22          | 950.93            | 48.36                | 49.10  | 48.36    | 49.10             | 1,000.03              |
| 1919 | MARGARET DOUGLAS              | PERP. CARE | 470.87               |           | 4.61          | 475.48            | 24.18                | 24.55  | 24.18    | 24.55             | 500.03                |
| 1923 | MARY MARSH                    | PERP. CARE | 470.87               |           | 4.61          | 475.48            | 24.18                | 24.55  | 24.18    | 24.55             | 500.03                |
| 1927 | E C & L I BLACK               | PERP. CARE | 470.87               |           | 4.61          | 475.48            | 24.18                | 24.55  | 24.18    | 24.55             | 500.03                |
| 1927 | C & JH GEORGE                 | PERP. CARE | 470.87               |           | 4.61          | 475.48            | 24.18                | 24.55  | 24.18    | 24.55             | 500.03                |
| 1927 | E & E HEMPHILL                | PERP. CARE | 470.87               |           | 4.61          | 475.48            | 24.18                | 24.55  | 24.18    | 24.55             | 500.03                |
| 1929 | JOSHUA DARLING                | PERP. CARE | 470.87               |           | 4.61          | 475.48            | 24.18                | 24.55  | 24.18    | 24.55             | 500.03                |
| 1929 | MOSES J BROWN                 | PERP. CARE | 470.87               |           | 4.61          | 475.48            | 24.18                | 24.55  | 24.18    | 24.55             | 500.03                |
|      | WALLACE FAMILY                | PERP. CARE | 706.26               |           | 6.91          | 713.17            | 36.27                | 36.83  | 36.27    | 36.83             | 750.00                |
| 1959 | CARROLL T ROGERS              | PERP. CARE | 2,354.73             |           | 23.05         | 2,377.78          | 120.91               | 122.78 | 120.91   | 122.78            | 2,500.56              |
| 1903 | LUCY S CONNOR                 | PERP. CARE | 941.71               |           | 9.22          | 950.93            | 48.36                | 49.10  | 48.36    | 49.10             | 1,000.03              |
| 1916 | LEVI S CONNOR                 | PERP. CARE | 470.87               |           | 4.61          | 475.48            | 24.18                | 24.55  | 24.18    | 24.55             | 500.03                |
| 1935 | JOHN M CHASE                  | PERP. CARE | 470.87               |           | 4.61          | 475.48            | 24.18                | 24.55  | 24.18    | 24.55             | 500.03                |
| 1903 | GEORGE W PLUMMER              | PERP. CARE | 941.71               |           | 9.22          | 950.93            | 48.36                | 49.10  | 48.36    | 49.10             | 1,000.03              |
| 1903 | COWDRY FUND                   | PERP. CARE | 235.39               |           | 2.30          | 237.69            | 12.09                | 12.27  | 12.09    | 12.27             | 249.96                |
| 1904 | IRA PLUMMER                   | PERP. CARE | 235.39               |           | 2.30          | 237.69            | 12.09                | 12.27  | 12.09    | 12.27             | 249.96                |
| 1914 | PARKER P PATCH                | PERP. CARE | 376.67               |           | 3.69          | 380.36            | 19.34                | 19.64  | 19.34    | 19.64             | 400.00                |
| 1914 | BETSEY FLANDERS               | PERP. CARE | 470.87               |           | 4.61          | 475.48            | 24.18                | 24.55  | 24.18    | 24.55             | 500.03                |
| 1964 | LEON K PARKER                 | PERP. CARE | 470.87               |           | 4.61          | 475.48            | 24.18                | 24.55  | 24.18    | 24.55             | 500.03                |
| 1941 | WILLIS G BUXTON               | PERP. CARE | 1,413.17             |           | 13.92         | 1,427.09          | 72.65                | 74.01  | 72.65    | 74.01             | 1,501.10              |

| REPORT OF THE TRUSTEES OF TRUST FUNDS OF THE TOWN OF HENNIKER FOR 1998-CEMETERIES |                    |            |                      |           |               |                   |                      |          |          |                   |                       |
|---|--------------------|------------|----------------------|-----------|---------------|-------------------|----------------------|----------|----------|-------------------|-----------------------|
| DATE  | TRUST NAME         | PURPOSE    | PRINCIPAL            |           |               |                   | INCOME               |          |          |                   | TOTAL                 |
|   |                    |            | BEGINNING<br>BALANCE | NEW FUNDS | GAIN/<br>LOSS | ENDING<br>BALANCE | BEGINNING<br>BALANCE | INCOME   | PAID OUT | ENDING<br>BALANCE | PRINCIPAL &<br>INCOME |
| 1965  | NELLIE VAN BLARCOM | PERP. CARE | 470.18               |           | 4.60          | 474.78            | 24.14                | 24.52    | 24.14    | 24.52             | 499.30                |
| 1992  | MARSHALL GILCHRIST | PERP. CARE | 117.67               |           | 1.15          | 118.82            | 5.68                 | 6.12     | 5.68     | 6.12              | 124.94                |
| TOTALS  |                    |            | 101,801.15           | 0.00      | 996.62        | 102,797.77        | 5,227.45             | 5,308.06 | 5,227.45 | 5,308.06          | 108,105.83            |
|   |                    |            | =====                | =====     | =====         | =====             | =====                | =====    | =====    | =====             | =====                 |

COMBINED HOLDINGS

Report Name : HENNIKER CAPITAL RESERVES

-AS OF 12/31/98-

| SHARES/PV | ASSET DESCRIPTION                      | ACCOUNT  | COST       | MARKET     |
|-----------|--|----------|------------|------------|
| 63586     | GOVERNMENT SELECT FUND                 | 34001945 | 63,585.64  | 63,585.64  |
| 11114     | GOVERNMENT SELECT FUND                 | 34002113 | 11,113.55  | 11,113.55  |
| 2205      | GOVERNMENT SELECT FUND                 | 34002116 | 2,205.36   | 2,205.36   |
| 3600      | GOVERNMENT SELECT FUND                 | 34002117 | 3,600.26   | 3,600.26   |
| 26738     | GOVERNMENT SELECT FUND                 | 34002630 | 26,737.89  | 26,737.89  |
| 12464     | GOVERNMENT SELECT FUND                 | 34002857 | 12,464.15  | 12,464.15  |
|           |  |          | 119,706.85 | 119,706.85 |
|           | CASH:                                  |          |            |            |
|           | HENNIKER CAP RES EDUC HANDICAPPED FUND | 34001945 | 0.00       | 0.00       |
|           | HENNIKER CAP RES/SWIM POOL/REC FUND    | 34002113 | 0.00       | 0.00       |
|           | HENNIKER CAP RES/RESCUE SQUAD FUND     | 34002116 | 0.00       | 0.00       |
|           | HENNIKER CAP RES/LANDFILL CLOSURE      | 34002117 | 0.00       | 0.00       |
|           | HENNIKER CAP RES/LIBRARY CARD CATALOG  | 34002630 | 0.00       | 0.00       |
|           | HENNIKER CAP RES/MULTIMODEL PATH       | 34002857 | 0.00       | 0.00       |
|           |  |          | 0.00       | 0.00       |
|           |  |          | 119,706.85 | 119,706.85 |

# CAPITAL RESERVES REPORT FOR THE TOWN OF HENNIKER 1998

| ACCT #   | FUND                           | Beginning<br>Balance | Added     | Paid       | Gain/Loss | Income   | Ending<br>Balance |
|----------|--------------------------------|----------------------|-----------|------------|-----------|----------|-------------------|
| 34002112 | New School Fund                | 94.52                |           | 96.31      |           | 1.79     | 0.00              |
| 34002113 | Swim Pool/Rec Fund             | 10,545.38            |           |            |           | 568.17   | 11,113.55         |
| 34002116 | Rescue Squad Fund              | 18,326.55            |           | 17,000.00  |           | 878.81   | 2,205.36          |
| 34002117 | Landfill Closure               | 3,415.82             |           |            |           | 184.44   | 3,600.26          |
| 34002119 | Cogswell Spring                | 69,424.69            |           | 71,250.79  |           | 1,826.10 | 0.00              |
| 34001945 | Educationally Handicapped Fund | 60,330.96            |           |            |           | 3,254.68 | 63,585.64         |
| 34002630 | Library Card Catalog           | 15,488.63            | 15,000.00 | 4,975.00   |           | 1,224.26 | 26,737.89         |
| 34002815 | F Brown Scholarship **         | 0.00                 | 13,500.00 | 13,667.06  |           | 167.06   | 0.00              |
| 34002857 | Multimodel Path                | 0.00                 | 12,150.00 |            |           | 314.15   | 12,464.15         |
| TOTALS   |                                | 177,626.55           | 40,650.00 | 106,989.16 | 0.00      | 8,419.46 | 119,706.85        |
|          |                                | =====                | =====     | =====      | =====     | =====    | =====             |

\*\* F Brown Scholarship Fund transferred to Common Trust Funds

**TOWN OF HENNIKER**

**Audited Financial Statements  
and Other Financial Information**

**December 31, 1997**



---

GRZELAK AND COMPANY, P.C.

---

CERTIFIED PUBLIC ACCOUNTANTS



G&C

GRZELAK AND COMPANY, P. C.

CERTIFIED PUBLIC ACCOUNTANTS

Laconia Office (603) 524-6734  
FAX (603) 524-6071

MEMBERS  
American Institute of Certified  
Public Accountants (AICPA)  
New Hampshire Society of  
Certified Public Accountants  
AICPA Division for CPA Firms—  
Private Companies Practice Section

## INDEPENDENT AUDITOR'S REPORT

To the Board  
Town of Henniker, New Hampshire


We have audited the accompanying general-purpose financial statements of the Town of Henniker as of and for the year ended December 31, 1997, as listed in the table of contents. These general-purpose financial statements are the responsibility of the Town of Henniker management. Our responsibility is to express an opinion on these general-purpose financial statements based on our audit.

We conducted our audit in accordance with generally accepted auditing standards. Those standards require that we plan and perform the audit to obtain reasonable assurance about whether the general-purpose financial statements are free of material misstatement. An audit includes examining, on a test basis, evidence supporting the amounts and disclosures in the general-purpose financial statements. An audit also includes assessing the accounting principles used and significant estimates made by management, as well as evaluating the overall general-purpose financial statement presentation. We believe that our audit provides a reasonable basis for our opinion.

The general-purpose financial statements referred to above do not include the General Fixed Assets Account Group, which should be included to conform with generally accepted accounting principles. The amounts that should be recorded in the General Fixed Assets Account Group are not known.

In our opinion, except for the effect on the general-purpose financial statements of the omission described in the preceding paragraph, the general-purpose financial statements referred to above present fairly, in all material respects, the financial position of the Town of Henniker as of December 31, 1997, and the results of its operations and cash flows of its nonexpendable trust funds for the year then ended in conformity with generally accepted accounting principles.

Our audit was conducted for the purpose of forming an opinion on the general-purpose financial statements taken as a whole. The individual and combining fund financial statements and schedules listed in the table of contents are presented for purposes of additional analysis and are not a required part of the general-purpose financial statements of the Town of Henniker. Such information has been subjected to the auditing procedures applied in the audit of the general-purpose financial statements and, in our opinion, is fairly presented in all material respects in relation to the general-purpose financial statements taken as a whole.



GRZELAK AND COMPANY, P.C., CPA's  
Laconia, New Hampshire

March 19, 1998

Exhibit A  
**TOWN OF HENNIKER**

**COMBINED BALANCE SHEET - ALL FUND TYPES AND ACCOUNT GROUPS**  
**As of December 31, 1997**

|  | <b><i>Governmental<br/>Fund Types</i></b> |   |  | <b><i>Fiduciary<br/>Funds</i></b>            | <b><i>Account<br/>Groups</i></b>             | <b><i>TOTALS</i></b>        |
|--|---|---|--|--|--|-----------------------------|
|  | <b><i>General<br/>Fund</i></b>            | <b><i>Special<br/>Revenue<br/>Funds</i></b> | <b><i>Capital<br/>Projects<br/>Funds</i></b> | <b><i>Trust and<br/>Agency<br/>Funds</i></b> | <b><i>General<br/>Long-Term<br/>Debt</i></b> | <b><i>Memo<br/>Only</i></b> |
| <b>ASSETS</b>  |   |   |  |  |  |                             |
| Cash and Cash Equivalents  | \$ -                                      | \$ 117,134                                  | \$ -   | \$ -   |  | \$ 117,134                  |
| Investments  | 1,401,751                                 | 56,916                                      | -  | 2,487,555                                    |  | 3,946,222                   |
| Taxes Receivable   | 1,293,429                                 | -   | -  | -  |  | 1,293,429                   |
| Allowance for Doubtful Accounts  | (50,781)                                  | -   | -  | -  |  | (50,781)                    |
| Accounts Receivable  | 7,869                                     | 89,595                                      | -  | -  |  | 97,464                      |
| Due from Other Governments   | 195,214                                   | -   | -  | -  |  | 195,214                     |
| Due from Other Funds   | 25,340                                    | -   | -  | -  |  | 25,340                      |
| Other Assets   | -   | -   | -  | -  |  | -                           |
| Amount to be Provided for<br>Retirement of General Long-<br>Term Debt and Other<br>Obligations |   |   |  |  | \$ 2,000,962                                 | 2,000,962                   |
| <b>TOTAL ASSETS</b>  | <b>\$ 2,872,822</b>                       | <b>\$ 263,645</b>                           | <b>\$ -</b>                                  | <b>\$ 2,487,555</b>                          | <b>\$ 2,000,962</b>                          | <b>\$ 7,624,984</b>         |

The notes to financial statements are an integral part of this statement.  
Exhibit Page - 1

**LIABILITIES**

|                           |           |           |      |           |            |
|---------------------------|-----------|-----------|------|-----------|------------|
| Accounts Payable          | \$ 88,093 | \$ 12,059 | \$ - | \$ -      | \$ 100,152 |
| Cash Overdraft            | 158,123   |           |      |           | 158,123    |
| Due to Other Governments  | -         | -         | -    | -         | -          |
| Due to School District    | 1,764,734 | -         | -    | 60,425    | 1,825,159  |
| Due to Other Funds        | -         | 25,340    | -    | -         | 25,340     |
| Other Current Liabilities | 6,725     | -         | -    | 295,165   | 301,890    |
| Capital Lease Obligations | -         |           |      | \$ 84,253 | 84,253     |
| Compensated Absences      | -         |           |      | 60,699    | 60,699     |
| Landfill Closure Costs    | -         |           |      | 426,010   | 426,010    |
| Long-Term Debt            | -         |           |      | 1,430,000 | 1,430,000  |

|                          |                     |                  |             |                   |                     |                     |
|--------------------------|---------------------|------------------|-------------|-------------------|---------------------|---------------------|
| <b>TOTAL LIABILITIES</b> | <b>\$ 2,017,675</b> | <b>\$ 37,399</b> | <b>\$ -</b> | <b>\$ 355,590</b> | <b>\$ 2,000,962</b> | <b>\$ 4,411,626</b> |
|--------------------------|---------------------|------------------|-------------|-------------------|---------------------|---------------------|

**FUND EQUITY**

Investment in Fixed Assets

**Fund Balance****Reserved**

|                          |         |       |   |           |           |
|--------------------------|---------|-------|---|-----------|-----------|
| Encumbrances             | -       | -     | - | -         | -         |
| Continuing Appropriation | 670,194 | -     | - | -         | 670,194   |
| Endowments               | -       | 7,581 | - | 1,647,148 | 1,654,729 |

**Unreserved**

|              |         |         |   |         |         |
|--------------|---------|---------|---|---------|---------|
| Designated   | -       | -       | - | -       | -       |
| Undesignated | 184,953 | 218,665 | - | 484,817 | 888,435 |

|                          |                |                |          |                  |          |                  |
|--------------------------|----------------|----------------|----------|------------------|----------|------------------|
| <b>TOTAL FUND EQUITY</b> | <b>855,147</b> | <b>226,246</b> | <b>-</b> | <b>2,131,965</b> | <b>-</b> | <b>3,213,358</b> |
|--------------------------|----------------|----------------|----------|------------------|----------|------------------|

**TOTAL LIABILITIES AND**

|                    |                     |                   |             |                     |                     |                     |
|--------------------|---------------------|-------------------|-------------|---------------------|---------------------|---------------------|
| <b>FUND EQUITY</b> | <b>\$ 2,872,822</b> | <b>\$ 263,645</b> | <b>\$ -</b> | <b>\$ 2,487,555</b> | <b>\$ 2,000,962</b> | <b>\$ 7,624,984</b> |
|--------------------|---------------------|-------------------|-------------|---------------------|---------------------|---------------------|

The notes to financial statements are an integral part of this statement.

Exhibit Page - 2

Exhibit B  
**TOWN OF HENNIKER**  
**COMBINED STATEMENT OF REVENUES, EXPENDITURES AND CHANGES IN FUND BALANCE**  
**ALL GOVERNMENTAL FUND TYPES AND EXPENDABLE TRUST FUNDS**  
For the Year Ended December 31, 1997

|   | <i>Governmental<br/>Fund Types</i> |                                      |                                       | <i>Fiduciary<br/>Funds</i>            | <i>Account<br/>Groups</i>  | <i>TOTALS</i>        |
|---|------------------------------------|--------------------------------------|---------------------------------------|---------------------------------------|--|----------------------|
|   | <i>General<br/>Fund</i>            | <i>Special<br/>Revenue<br/>Funds</i> | <i>Capital<br/>Projects<br/>Funds</i> | <i>Expendable<br/>Trust<br/>Funds</i> | <i>General<br/>Long-Term<br/>Debt</i>                                      | <i>Memo<br/>Only</i> |
| <b>REVENUES</b>   |                                    |                                      |                                       |                                       |  |                      |
| Taxes, Net  | \$ 7,003,950                       | \$ -                                 | \$ -                                  | \$ -                                  |  | \$ 7,003,950         |
| Licenses, Permits and Fees                                | 450,450                            | -                                    | -                                     | -                                     |  | 450,450              |
| Intergovernmental Revenues                                | 757,988                            | 35,146                               | -                                     | -                                     |  | 793,134              |
| Charges for Services                                      | 88,804                             | 489,620                              | -                                     | -                                     | <i>Account Groups</i>  | 578,424              |
| Miscellaneous   | 102,944                            | 127,197                              | -                                     | 7,215                                 | <i>Do Not Report</i>   | 237,356              |
|   | 8,404,136                          | 651,963                              | -                                     | 7,215                                 | <i>Activity in the</i>   | 9,063,314            |
|   |                                    |                                      |                                       |                                       | <i>Combined Statement</i>  |                      |
| <b>OTHER FINANCING<br/>SOURCES</b>                        |                                    |                                      |                                       |                                       | <i>of Revenues,<br/>Expenditures and<br/>Changes in Fund<br/>Balances.</i> |                      |
| Operating Transfers In                                    | 65,170                             | 580                                  | -                                     | 15,000                                |  | 80,750               |
|   | 65,170                             | 580                                  | -                                     | 15,000                                |  | 80,750               |
| <b>TOTAL REVENUES AND<br/>OTHER FINANCING<br/>SOURCES</b> | 8,469,306                          | 652,543                              | -                                     | 22,215                                |  | 9,144,064            |

The notes to financial statements are an integral part of this statement.  
Exhibit Page - 3

**EXPENDITURES**

|                                  |                  |                |            |          |                    |                  |
|----------------------------------|------------------|----------------|------------|----------|--------------------|------------------|
| General Government               | 517,879          | -              | -          | -        |                    | 517,879          |
| Public Safety                    | 610,650          | -              | -          | -        | Account Groups     | 610,650          |
| Highway and Streets              | 809,374          | -              | -          | -        | Do Not Report      | 809,374          |
| Sanitation                       | 248,359          | 342,501        | -          | -        | Activity in the    | 590,860          |
| Water Distribution and Treatment | -                | 192,669        | -          | -        | Combined Statement | 192,669          |
| Health                           | 16,393           | -              | -          | -        | of Revenues,       | 16,393           |
| Welfare                          | 46,851           | -              | -          | -        | Expenditures and   | 46,851           |
| Culture and Recreation           | 115,987          | 103,628        | -          | -        | Changes in Fund    | 219,615          |
| Conservation                     | 675              | -              | -          | -        | Balances.          | 675              |
| Debt Service                     | 189,619          | -              | -          | -        |                    | 189,619          |
| Capital Outlay                   | 493,909          | -              | 260        | -        |                    | 494,169          |
| Payments to Other Governments    | 5,374,119        | -              | -          | -        |                    | 5,374,119        |
|                                  | <u>8,423,815</u> | <u>638,798</u> | <u>260</u> | <u>-</u> |                    | <u>9,062,873</u> |

**OTHER FINANCING USES**

|  |                  |                |            |               |  |                  |
|--|------------------|----------------|------------|---------------|--|------------------|
| Operating Transfers Out                                | 15,000           | -              | 580        | 43,702        |  | 59,282           |
|  | <u>15,000</u>    | <u>-</u>       | <u>580</u> | <u>43,702</u> |  | <u>59,282</u>    |
| <b>TOTAL EXPENDITURES AND<br/>OTHER FINANCING USES</b> | <u>8,438,815</u> | <u>638,798</u> | <u>840</u> | <u>43,702</u> |  | <u>9,122,155</u> |

**EXCESS OF REVENUES AND  
OTHER FINANCING SOURCES  
OVER (UNDER) EXPENDITURES  
AND OTHER FINANCING USES**

|                           |                  |          |          |          |                 |                  |
|---------------------------|------------------|----------|----------|----------|-----------------|------------------|
|                           | 30,491           | 13,745   | (840)    | (21,487) | Account Groups  | 21,909           |
|                           |                  |          |          |          | Do Not Report   |                  |
| <b>CHANGE IN RESERVES</b> | <u>(100,163)</u> | <u>-</u> | <u>-</u> | <u>-</u> | Activity in the | <u>(100,163)</u> |

**UNRESERVED FUND BALANCE****CHANGE, NET**

|  |          |        |       |          |                    |          |
|--|----------|--------|-------|----------|--------------------|----------|
|  | (69,672) | 13,745 | (840) | (21,487) | Combined Statement |          |
|  |          |        |       |          | of Revenues,       |          |
|  |          |        |       |          | Expenditures and   | (78,254) |
|  |          |        |       |          | Changes in Fund    |          |
|  |          |        |       |          | Balances.          | 599,073  |

**BALANCE - JANUARY 1**

|  |                |                |            |                |  |  |
|--|----------------|----------------|------------|----------------|--|--|
|  | <u>254,625</u> | <u>204,920</u> | <u>840</u> | <u>138,688</u> |  |  |
|--|----------------|----------------|------------|----------------|--|--|

**BALANCE - DECEMBER 31**

|  |                   |                   |             |                   |  |                   |
|--|-------------------|-------------------|-------------|-------------------|--|-------------------|
|  | <u>\$ 184,953</u> | <u>\$ 218,665</u> | <u>\$ -</u> | <u>\$ 117,201</u> |  | <u>\$ 520,819</u> |
|--|-------------------|-------------------|-------------|-------------------|--|-------------------|

The notes to financial statements are an integral part of this statement.

Exhibit Page - 4

Exhibit C  
**TOWN OF HENNIKER**  
**COMBINED STATEMENT OF REVENUES, EXPENDITURES AND CHANGES IN FUND BALANCE**  
**BUDGET (GAAP) AND ACTUAL - GOVERNMENTAL FUND TYPES WITH ADOPTED BUDGETS**  
**For the Year Ended December 31, 1997**

|   | <i>General Fund</i> |                  |                                       | <i>Special Revenue Funds</i> |                |                                       |
|---|---------------------|------------------|---------------------------------------|------------------------------|----------------|---------------------------------------|
|   | <u>Budget</u>       | <u>Actual</u>    | <u>Variance</u>                       | <u>Budget</u>                | <u>Actual</u>  | <u>Variance</u>                       |
|   |                     |                  | <i>Favorable or<br/>(Unfavorable)</i> |                              |                | <i>Favorable or<br/>(Unfavorable)</i> |
| <b>REVENUES</b>   |                     |                  |                                       |                              |                |                                       |
| Taxes, Net  | \$ 6,974,235        | \$ 7,003,950     | \$ 29,715                             | \$ -                         | \$ -           | \$ -                                  |
| Licenses and Permits                                      | 406,259             | 450,450          | 44,191                                | -                            | -              | -                                     |
| Intergovernmental Revenues                                | 393,065             | 757,988          | 364,923                               | 26,137                       | 35,146         | 9,009                                 |
| Charges for Services                                      | 21,400              | 88,804           | 67,404                                | 488,280                      | 489,620        | 1,340                                 |
| Miscellaneous   | 59,235              | 102,944          | 43,709                                | -                            | 127,197        | 127,197                               |
|   | <u>7,854,194</u>    | <u>8,404,136</u> | <u>549,942</u>                        | <u>514,417</u>               | <u>651,963</u> | <u>137,546</u>                        |
| <b>OTHER FINANCING<br/>SOURCES</b>                        |                     |                  |                                       |                              |                |                                       |
| Operating Transfers In                                    | 63,394              | 65,170           | 1,776                                 | -                            | 580            | 580                                   |
|   | <u>63,394</u>       | <u>65,170</u>    | <u>1,776</u>                          | <u>-</u>                     | <u>580</u>     | <u>580</u>                            |
| <b>TOTAL REVENUES AND<br/>OTHER FINANCING<br/>SOURCES</b> | <u>7,917,588</u>    | <u>8,469,306</u> | <u>551,718</u>                        | <u>514,417</u>               | <u>652,543</u> | <u>138,126</u>                        |

The notes to financial statements are an integral part of this statement.  
Exhibit Page - 5

**EXPENDITURES**

|                                  |                  |                  |                  |                |                |                  |
|----------------------------------|------------------|------------------|------------------|----------------|----------------|------------------|
| General Government               | 484,087          | 517,879          | (33,792)         | -              | -              | -                |
| Public Safety                    | 627,702          | 610,650          | 17,052           | -              | -              | -                |
| Highways and Streets             | 413,052          | 809,374          | (396,322)        | -              | -              | -                |
| Sanitation                       | 252,411          | 248,359          | 4,052            | 327,544        | 342,501        | (14,957)         |
| Water Distribution and Treatment | -                | -                | -                | 186,873        | 192,669        | (5,796)          |
| Health                           | 28,873           | 16,393           | 12,480           | -              | -              | -                |
| Welfare                          | 25,000           | 46,851           | (21,851)         | -              | -              | -                |
| Culture and Recreation           | 105,542          | 115,987          | (10,445)         | -              | 103,628        | (103,628)        |
| Conservation                     | 675              | 675              | -                | -              | -              | -                |
| Debt Service - Principal         | 93,000           | 93,000           | -                | -              | -              | -                |
| Debt Service - Interest          | 107,049          | 96,619           | 10,430           | -              | -              | -                |
| Capital Outlay                   | 607,578          | 493,909          | 113,669          | -              | -              | -                |
|                                  | <u>2,744,969</u> | <u>3,049,696</u> | <u>(304,727)</u> | <u>514,417</u> | <u>638,798</u> | <u>(124,381)</u> |

**OTHER FINANCING USES**

|                               |                  |                  |          |          |          |          |
|-------------------------------|------------------|------------------|----------|----------|----------|----------|
| Operating Transfers Out       | 15,000           | 15,000           | -        | -        | -        | -        |
| Payments to Other Governments | 5,374,119        | 5,374,119        | -        | -        | -        | -        |
|                               | <u>5,389,119</u> | <u>5,389,119</u> | <u>-</u> | <u>-</u> | <u>-</u> | <u>-</u> |

**TOTAL EXPENDITURES AND  
OTHER FINANCING USES**

|  |                  |                  |                  |                |                |                  |
|--|------------------|------------------|------------------|----------------|----------------|------------------|
|  | <u>8,134,088</u> | <u>8,438,815</u> | <u>(304,727)</u> | <u>514,417</u> | <u>638,798</u> | <u>(124,381)</u> |
|--|------------------|------------------|------------------|----------------|----------------|------------------|

**EXCESS OF REVENUES AND  
OTHER FINANCING SOURCES  
OVER (UNDER) EXPENDITURES  
AND OTHER FINANCING USES**

|  |           |        |         |   |        |        |
|--|-----------|--------|---------|---|--------|--------|
|  | (216,500) | 30,491 | 246,991 | - | 13,745 | 13,745 |
|--|-----------|--------|---------|---|--------|--------|

**CHANGE IN RESERVES**

|  |          |                  |                  |          |          |          |
|--|----------|------------------|------------------|----------|----------|----------|
|  | <u>-</u> | <u>(100,163)</u> | <u>(100,163)</u> | <u>-</u> | <u>-</u> | <u>-</u> |
|--|----------|------------------|------------------|----------|----------|----------|

**UNRESERVED FUND BALANCE****CHANGE, NET**

|  |           |          |         |   |        |        |
|--|-----------|----------|---------|---|--------|--------|
|  | (216,500) | (69,672) | 146,828 | - | 13,745 | 13,745 |
|--|-----------|----------|---------|---|--------|--------|

**BALANCE - JANUARY 1**

|  |                |                |               |          |                |                |
|--|----------------|----------------|---------------|----------|----------------|----------------|
|  | <u>216,500</u> | <u>254,625</u> | <u>38,125</u> | <u>-</u> | <u>204,920</u> | <u>204,920</u> |
|--|----------------|----------------|---------------|----------|----------------|----------------|

**BALANCE - DECEMBER 31**

|  |             |                   |                   |             |                   |                   |
|--|-------------|-------------------|-------------------|-------------|-------------------|-------------------|
|  | <u>\$ -</u> | <u>\$ 184,953</u> | <u>\$ 184,953</u> | <u>\$ -</u> | <u>\$ 218,665</u> | <u>\$ 218,665</u> |
|--|-------------|-------------------|-------------------|-------------|-------------------|-------------------|

The notes to financial statements are an integral part of this statement.

Exhibit Page - 6

Exhibit D  
**TOWN OF HENNIKER**  
**COMBINED STATEMENT OF REVENUES, EXPENSES AND CHANGES IN FUND BALANCES**  
**NONEXPENDABLE TRUST FUNDS**  
**For the Year Ended December 31, 1997**

|   | <i>NonExpendable Trusts</i>    |                             | <i>TOTALS</i>        |
|---|--------------------------------|-----------------------------|----------------------|
|   | <i>Endowment<br/>Principal</i> | <i>Endowment<br/>Income</i> | <i>Memo<br/>Only</i> |
| <b>OPERATING REVENUES</b>                       |                                |                             |                      |
| Miscellaneous                                   | \$ 97,767                      |                             | \$ 97,767            |
| <b>Total Operating Revenues</b>                 | <b>97,767</b>                  | <b>-</b>                    | <b>97,767</b>        |
| <b>OPERATING EXPENSES</b>                       |                                |                             |                      |
| General Government                              |                                | 38,406                      | 38,406               |
| Culture and Recreation                          |                                | 15,462                      | 15,462               |
| Payments to Other Governments                   |                                | 10,020                      | 10,020               |
| <b>Total Operating Expenses</b>                 | <b>-</b>                       | <b>63,888</b>               | <b>63,888</b>        |
| <b>Operating Income (Loss)</b>                  | <b>97,767</b>                  | <b>(63,888)</b>             | <b>33,879</b>        |
| <b>NONOPERATING REVENUES (EXPENSES)</b>         |                                |                             |                      |
| Other   | 126,675                        | -                           | 126,675              |
| <b>Total Nonoperating Revenues (Expenses)</b>   | <b>126,675</b>                 | <b>-</b>                    | <b>126,675</b>       |
| <b>Income (Loss) Before Operating Transfers</b> | <b>224,442</b>                 | <b>(63,888)</b>             | <b>160,554</b>       |
| Operating Transfers In (Out)                    | (97,767)                       | 97,767                      | -                    |
| <b>Net Income</b>                               | <b>126,675</b>                 | <b>33,879</b>               | <b>160,554</b>       |
| <b>Change in Reserves</b>                       | <b>-</b>                       | <b>-</b>                    | <b>-</b>             |
| <b>UNRESERVED RETAINED EARNINGS</b>             |                                |                             |                      |
| CHANGE, NET                                     | 126,675                        | 33,879                      | 160,554              |
| <b>BALANCE - JANUARY 1</b>                      | <b>1,520,473</b>               | <b>333,737</b>              | <b>1,854,210</b>     |
| <b>BALANCE - DECEMBER 31</b>                    | <b>\$ 1,647,148</b>            | <b>\$ 367,616</b>           | <b>\$ 2,014,764</b>  |

The notes to financial statements are an integral part of this statement.

Exhibit Page - 7

Exhibit E  
**TOWN OF HENNIKER**

**COMBINED STATEMENT OF CASH FLOWS - NONEXPENDABLE TRUST FUNDS**  
For the Year Ended December 31, 1997

|   | <i><b>Nonexpendable<br/>Trust<br/>Funds</b></i> |
|---|---|
| <b>CASH FLOWS FROM OPERATING ACTIVITIES</b>                                       |   |
| Cash Payment for Goods and Services   | \$ (63,888)                                     |
| <i>Net Cash (Used for) Provided By Operating Activities</i>                       | <u>(63,888)</u>                                 |
| <b>CASH FLOWS FROM NONCAPITAL FINANCING ACTIVITIES</b>                            |   |
| Contributions   | 126,675   |
| Transfers, Net  | -   |
| <i>Net Cash (Used for) Provided By Noncapital Financing Activities</i>            | <u>126,675</u>                                  |
| <b>CASH FLOWS FROM CAPITAL AND RELATED FINANCING ACTIVITIES</b>                   |   |
| Proceeds (Payments)   | -   |
| <i>Net Cash (Used for) Provided By Capital and Related Financing Activities</i>   | <u>-</u>  |
| <b>CASH FLOWS FROM INVESTING ACTIVITIES</b>                                       |   |
| Proceeds from (Purchase of) Investment Transactions                               | (160,554)                                       |
| Interest and Dividends Earned on Investments                                      | 97,767  |
| <i>Net Cash (Used for) Provided By Investing Activities</i>                       | <u>(62,787)</u>                                 |
| <b>NET INCREASE (DECREASE) IN CASH</b>  | -   |
| <b>CASH BALANCE - January 1</b>   | <u>-</u>  |
| <b>CASH BALANCE - December 31</b>   | <u><u>\$ -</u></u>                              |
| <b><u>Reconciliation of Net Income to Cash Flow from Operating Activities</u></b> |   |
| Net Income (Loss)   | \$ 33,879                                       |
| Less: Interest and Dividends Earned on Investments                                | (97,767)  |
| Cash Flow from Operating Activities   | <u><u>\$ (63,888)</u></u>                       |

The notes to financial statements are an integral part of this statement.  
Exhibit Page - 8

# **Community Profile Forum**

## **November 1998**

### **OVERVIEW OF COMMUNITY PROFILES**

The Community Profile is a process by which communities take stock of where they are today and develop an action plan for how they want to operate in the future. Whether the issue is a quality school system, an air pollution problem, lack of adequate affordable housing or solid waste disposal, the need for effective problem-solving skills is the same. A community must have strong leaders, from all sectors, who are able to work together with informed involved citizens to reach agreement on issues. The Community Profile assists communities to develop their problem-solving ability. It is a self-evaluation tool that draws heavily on the collective wisdom of the participants and is not a test or a comparison between communities. It provides a method for citizens to affirm community strengths, identify concerns and problems, and then to help a community structure collaborative approaches to meet these challenges creatively, set directions for the future, and manage change.

The original Civic Profile emerged from the Governor's Commission on New Hampshire in the 21st Century as a process and a mechanism that communities could use to strengthen their civic infrastructure. The National Civic League, along with several university studies, identified those qualities that make a community work - that help communities plan for the future and survive such dramatic change as extreme population growth, plant shut-downs or military base closings.

In 1995, the League of Women Voters in the Upper Valley, working with UNH Cooperative Extension and UVM Cooperative Extension, identified ten key qualities that help a community to work well now and sustain its social, economic, and environmental health for the future. This is the model that was adopted by the University of New Hampshire Cooperative Extension Profile and are the "tools" of the community self-assessment.

### **CREATING A COMMUNITY PROFILE IN HENNIKER**

#### History

The Board of Selectmen initially received information on the Community Profile Process from the Town Administrator. After much discussion and meetings with Judy Bush, the Board of Selectmen decided to support and move forward with the initial phases of planning a Community Profile in Henniker. The Community Profile was seen as a neutral way to bring citizens and business people together to assess Henniker's past and future.

Funding in the amount of \$1800.00 was placed in the 1998 budget. \$500.00 would be paid to UNH Cooperative Extension and the balance would be utilized to cover outstanding costs that the Steering Committee could not get donated. The Community Profile was discussed with the Town of Henniker's advisory budget committee and the Profile gained the support and blessings of the budget committee and was included in the 1998

budget that was eventually approved at the March, 1998 Town Meeting.

#### Organization

Many of Henniker's existing organizations were contacted to identify one representative from their organization that could participate on the Steering Committee. As a result over fifty people representing a broad cross section of Henniker were contacted to participate on the Steering Committee. The final Steering Committee consisted of thirty people who then selected co-chairs, a treasurer, secretary, and sub-committee chairs.

The first Steering Committee meeting was held on Monday, June 15, 1998. The Steering Committee developed several sub-committees to carry out specific tasks. Each sub-committee took their tasks very seriously and diligently move forward to prepare for the event which was scheduled for November 13<sup>th</sup> & November 14<sup>th</sup>. Monthly Steering Committees were well attended and always included jovial moments.

#### Participant Recruitment

Invitations were mailed out to community members as well as placing brochures and invitations in display racks at local businesses and gathering places in Henniker. Posters were displayed, two radio talk show were done, and follow up telephone calls were made. Approximately 220 people attended the event on Friday and over 150 people participate on both Friday and Saturday.

#### Facilitation

The facilitation sub-committee asked community members and students to assist with the facilitation of the small group sessions at the Community Profile. Small group facilitators and scribes include: Jim Crane, Kurt Bastian, Priscilla Dube, David Foley, Sarah McGraw, Lisa Hustis, Austen Furness, Lorin Mulligan, Steve Neuhoff, Greg Champlin, Kelly Dearborn-Luce, Cathy McComish, Amy Jowers, and Russ Jowers.

#### Follow Up

The Steering Committee debriefed and evaluated the event on Monday, December 7, 1998. All members felt the event was a huge success, however they recognized that the work is just beginning for the community and that every journey begins with one small step. A report of the proceedings has been prepared by UNH Cooperative Extension. It records the day and a half event and list the seven major topics and working projects that were identified by the participants. Copies of the reports will be available for everyone that attended as well as any one that is interested in the report.

Community members will be commencing their work on the specific projects identified. Information will be shared through the Henniker Herald and other mediums to update residents and local businesses on the progress.

# Henniker Community Profile Results

The Henniker Community Profile was a great success with just over 200 people attending Friday night and approximately 125 on Saturday, November 13th and 14th. Many people representing the rich diversity of the community engaged in discussions about Henniker's future. Several action groups emerged from the one and a half day discussion. Listed below are the group topics, meeting information, and key contact people.



## **Master Plan**

Participants discussed meeting with the Planning Board to schedule a public meeting on the master plan and the master planning process. The Planning Board will give due consideration to this topic once the subdivision regulations and proposed zoning amendments for the March 1999 Town Meeting have been resolved. Target date March/April 1999 for the Planning Board to discuss the current status of Henniker's Master Plan.



## **Communications**

Participants discussed ways to improve communications and information sharing within the community and among community groups. The first meeting for individuals interested in working on improving communications was held on Thursday, December 10, 1998. Contact Liz Warriner at 428-7081 for more information.



## **Economic Development**

Discussions ensued around the need to identify economic opportunities for Henniker. People interested in this subject matter met on November 30, 1998. As a result the Economic Development Committee has been re-established and is chaired by Jeffrey French. The Board of Selectmen, on Tuesday, December 8, 1998, appointed five new members. The Committee and other interested individuals meets on the first Monday of every month. For more information contact Jeffrey French at 428-7347.



## **Community Activities and Cultural Committee**

Discussions ensued around creating alternatives for youth and adults that may not be interested in athletics. Participants interested in this subject matter met on January 19, 1999. Contact either Ruth Funk at 428-7914 or Vikki Cater at 428-6029 for more information.



## **Preservation of Undeveloped Land**

People interested in the preservation of undeveloped land in Henniker met with the Henniker Conservation Commission on Thursday, November 19, 1998. People interested in this subject can contact the Conservation Commission by calling the Henniker Town Office at 428-3221. The Conservation Commission meets on the first Wednesday of the month at the Town Hall.



## **Review Henniker/Weare School District Agreement**

No meeting has been set; however, the request was made to commission a comprehensive cost analysis of the cooperative agreement between Weare and Henniker and to present the findings at an open forum. Discussion also ensued about forming a committee to review the results and recommend action steps.




## **Developing a Working Partnership between Officials from the Town and New England College**

Discussions ensued about improving the communication and working partnerships between the town and the college. The Superintendent of Schools, Town Administrator, Selectmen, and President of the College will be contacted. Time and place for the first meeting are to be announced. Contact Michael Ferguson at 428-3069 for more information.

**COMMUNITY  
PROFILE FORUM**

◆  
November 13th  
and 14th


◆  
at the Henniker  
Community School  
Cafetorium



*Group Meeting*



*Food Committee*



*Sam Kjellman*